

SIZE	LUMENS	WATTAGE
• 24" x 36"	• 1000L	• 28W
• 36" x 36"	• 1800L	• 35W
• 36" x 48"	• 2100L	• 42W

**FUNCTION OPTIONS**



**TECHNICAL DETAILS**

<b>LUMENS</b>	1000L, 1800L, 2100L
<b>CCT</b>	3000K/4000K/5000K
<b>CRI</b>	>90
<b>INPUT</b>	120V
<b>POWER</b>	28W, 35W, 42W
<b>SIZE</b>	24"X36", 36"X36", 36"X48"

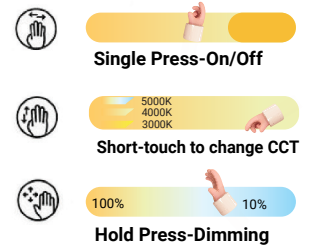
**FEATURES**

Enhance the aesthetic appeal of your bathroom, dressing room, or bedroom with the Smart Mirror Anti-Fog LED Frontlit Square. This stylish and sophisticated mirror not only elevates your space but also **provides a personalized lighting experience**. The integrated smart features, including **dual-touch sensors**—one for controlling the light and another for the anti-fog function—allow you to customize your lighting experience effortlessly.

The highlight of this mirror is its **adjustable CCT color functionality** and its **smart defogger function**. Choose from a range of color temperatures, from warm to cool, to create the ideal ambiance for any occasion. **Say goodbye to traditional switches** and embrace the convenience of modern living.



**SENSOR**



<b>MOUNTING</b>	Wall Mount
<b>IP RATING</b>	IP44
<b>DIMMING</b>	Dimmable <small>Dimming is integrated into the mirror; no separate dimmer, or control required.</small>
<b>LIFE TIME</b>	L70 at 50,000 Hours
<b>MATERIAL</b>	Glass+Aluminum



**MAINTENANCE**

Use a soft, lint-free cloth or microfiber cloth to gently wipe the surface of the mirror. If necessary, lightly dampen the cloth with water or a mild glass cleaner specifically designed for mirrors. Never use abrasive materials like rough sponges, scrub brushes, or abrasive powders on the mirror. They can scratch or damage the mirror's surface and coating.

**OPTICAL SYSTEM**

LED frame design provides exceptional light distribution. Illumination is spread around the surface emitting soft, even light.

**CONSTRUCTION**

Constructed with eco-friendly glass, this mirror features a thickness of 0.2 inches. The use of environmentally conscious glass ensures a sustainable and responsible choice, while maintaining the desired level of durability and quality. The aluminum frame is meticulously finished to complement the mirror's design, providing a sleek and modern look. It also offers resistance against corrosion and tarnishing, ensuring long-term durability. By combining the superior quality glass, super slim aluminum frame, and innovative anti-fog technology, this LED mirror offers a reliable and visually appealing solution for various applications such as bathrooms, dressing rooms, and spas.

**MOUNTING**

Easy to install. Equipped with hanging holes making installation a breeze. The hangers ensure secure and hassle-free mounting on your desired room.

Whether you choose portrait or landscape orientation, the hanging holes ensure secure and hassle-free mounting on your desired room. Square Smart LED Mirror offers the flexibility of both portrait and landscape installation, allowing you to customize its orientation to suit your space and preference.

For portrait installation, the mirror stands tall, creating a sleek and vertical design that effortlessly complements any room. This orientation is particularly well-suited for narrow wall spaces or areas where a taller mirror would enhance the visual appeal.

Alternatively, for landscape installation, the mirror extends horizontally, providing a wider reflection area. This orientation is ideal for creating a sense of spaciousness and balance in your environment. It works harmoniously above bathroom vanities, dressers, or other furniture pieces.

**DRIVER ELECTRICAL INFORMATION**

Powered by high-quality constant-current power LED drivers which are rated for 50 to 60Hz at 100-120V/220-240V.



**DIMMING**

Smart Touch Dimming, refer to diagram on page 1.

**WARRANTY**

Five-year (limited) warranty for parts and components. (Labor not included)

**SENSORS**

	<p>Short-touch the switch for on/off functionality. Within 5 seconds, short-touch the switch to cycle through color temperature options: 3000K, 4000K, 5000K. Long-touch the switch for dimming control.</p>
	<p>Short-touch to turn the defogger on or off. The defogger will automatically turn off after 60 minutes of inactivity.</p>

**LISTINGS**

ETL Listed.

**Example: SMR1-LED-FL-SQ-36X36-1800L-120-30K/40K/50K-90-WM**

SMR1-LED-FL-SQ						
<b>SERIES</b>	<b>LUMINAIRE SIZE</b>	<b>LUMENS</b>	<b>VOLTAGE</b>	<b>CCT</b>	<b>CRI</b>	<b>MOUNTING</b>
SMR1-LED-FL-SQ	24X36 - 24" x 36"	1000L - 1000L	120 - 120V	30K/40K/50K - 3000K/4000K/5000K	90 - >90	WM - Wall Mount
	36X36 - 36" x 36"	1800L - 1750L				
	36X48 - 36" x 48"	2100L - 2100L				

**GUIDE D'INSTALLATION**  
INSTALLATION GUIDE

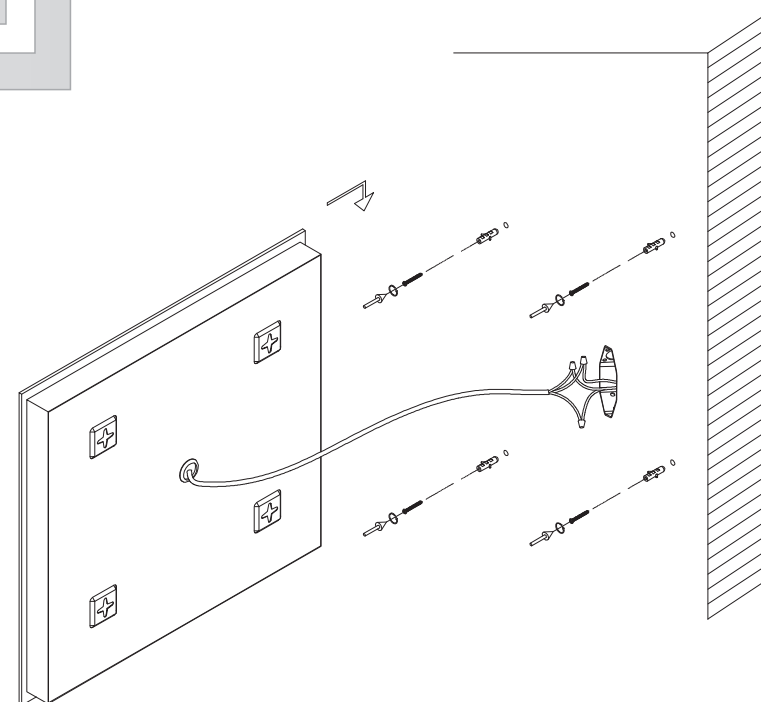
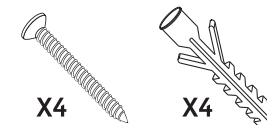

**IMPORTANT:** READ THIS GUIDE CAREFULLY AND KEEP IT FOR FUTURE REFERENCE.

**INSTRUCTIONS AND WARNINGS**

- TURNING THE SWITCH OFF TO TURN OFF POWER IS NOT ENOUGH TO AVOID ELECTRIC SHOCKS. MAKE SURE THAT THE POWER IS TURNED OFF AT THE SOURCE (BREAKER) BEFORE PROCEEDING WITH THE INSTALLATION AND CLEANING.
- For indoor use only.
- Keep out of reach of children and animals.
- This product must be installed in accordance with Local electrical codes and ordinances. All work must be done by a certified electrician.
- This product must be installed on an electrical outlet box. The box must be directly supported by the building structure.
- Any modification made to this product is strictly prohibited, as it could result in injury, death, property damage, or product failure.
- To avoid product failure and electrical shocks, this product must be connected to an electrical grid and properly grounded.

**CLEANING:**

FOLLOW THE SAFETY INSTRUCTIONS. CLEAN THE MIRROR WITH A SOFT, DAMP CLOTH.





**OPERATION**



Press to defog.



Press to turn on, change colour temperature and turn off. Hold to change luminous intensity.

	3 températures de couleur 3 colour temperatures	3000 K - 4000 K - 5000 K
	Voltage	120 V / 60Hz

