

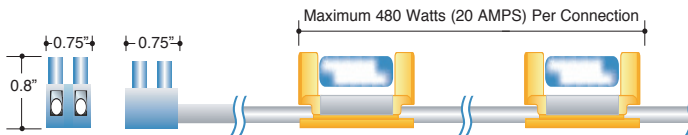


CONNECTORS

Terminal Block Connectors

The connector can be connected to one end of the Linia Cove Lighting fixture. The other end could be connected to #14, 12, or 10 AWG wire. The connector can be mounted through a hole in its center.

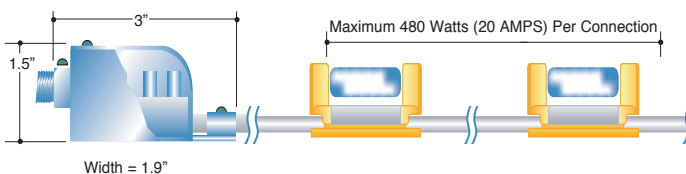
PART#: SL-TB



Mini Junction Box Connectors

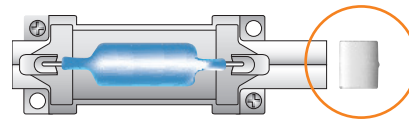
When wiring must be installed within a structure, it may be necessary to connect the fixture using coded wiring. In such cases, a very small junction box with a 1/2" knockout may be utilized with conduit fittings.

PART#: SL-JBC



END CAPS

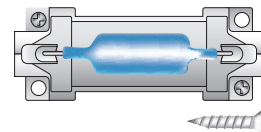
A vinyl end cap is supplied at the end of a run to safeguard the conductors.



MOUNTING SCREWS

PART#: SL-SC

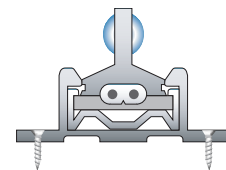
Four holes are found in each lamp socket. Two screws in opposite corners must be tightened for proper installation.



CHANNEL CLAMPS

PART#: SL-CL

These clamps, which can easily be screwed into position, are compatible with the SL1/SL2-MC mounting channel.



REPLACEMENT LAMPS



**SL1 -
RIGID LOOP XENON
REPLACEMENT LAMPS**

| CATALOG | WATTAGE | VOLTAGE | COLOR |
|-------------|---------|---------|---------|
| SL1-5000899 | 5W | 12V | FROSTED |
| SL1-5000852 | 5W | 12V | CLEAR |
| SL1-5000901 | 10W | 12V | FROSTED |
| SL1-5000853 | 10W | 12V | CLEAR |
| SL1-5000883 | 5W | 24V | FROSTED |
| SL1-5000854 | 5W | 24V | CLEAR |
| SL1-5000903 | 10W | 24V | FROSTED |
| SL1-5000855 | 10W | 24V | CLEAR |



**SL2 -
FESTOON XENON
REPLACEMENT LAMPS**

| CATALOG | WATTAGE | VOLTAGE | COLOR |
|-------------|---------|---------|---------|
| SL2-5000886 | 5W | 12V | FROSTED |
| SL2-5000765 | 5W | 12V | CLEAR |
| SL2-5000891 | 10W | 12V | FROSTED |
| SL2-5000850 | 10W | 12V | CLEAR |
| SL2-5000755 | 5W | 24V | FROSTED |
| SL2-5000766 | 5W | 24V | CLEAR |
| SL2-5000756 | 10W | 24V | FROSTED |
| SL2-5000851 | 10W | 24V | CLEAR |