

80 WATT METAL SERIES

DESCRIPTION: This quiet 10-80W - 120/277V Low-Voltage/DC transformers utilize a soft start circuitry to maximize lamp life. The soft start circuit ramps up the lamp filament voltage slowly when the lamp is cold.

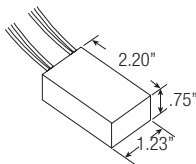
Note: Instant Start on Hot Lamp Re-Strike

SPECIFICATIONS:

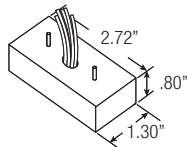
HATCH ITEM NO.	MAX WATTS	MIN WATTS	INPUT VOLTS	INPUT AMPS	OUTPUT VOLTS	OUTPUT AMPS
RS12-80	80	10	120	0.67	11.5	7.0
RS12-80BF	80	10	120	0.67	11.5	7.0
RS12-80-277BF	80	10	277	0.29	11.5	3.4



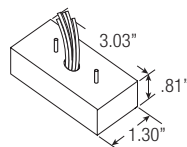
RS12-80



RS12-80



RS12-80BF



RS12-80-277BF

108 WATT RS SERIES

DESCRIPTION: This quiet 20-108W - 120/277V Low-Voltage/DC transformers utilize a soft start circuitry to maximize lamp life. The soft start circuit ramps up the lamp filament voltage slowly when the lamp is cold.

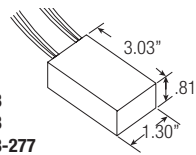
Note: Instant Start on Hot Lamp Re-Strike

SPECIFICATIONS:

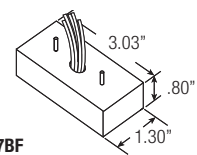
HATCH ITEM NO.	MAX WATTS	MIN WATTS	INPUT VOLTS	INPUT AMPS	OUTPUT VOLTS	OUTPUT AMPS
RS12-108	108	20	120	0.90	11.5	9.4
RS12-108BF	108	20	120	0.90	11.5	9.4
RS24-108	108	20	120	0.90	23.5	4.6
RS12-108-277	108	20	277	0.39	11.5	9.4
RS12-108-277BF	108	20	277	0.39	11.5	9.4



RS12-108



RS12-108
RS24-108
RS12-108-277



RS12-108BF
RS12-108-277BF

150 WATT RS SERIES

DESCRIPTION: This quiet 35-150W - 120/277V Low-Voltage/DC transformers utilize a soft start circuitry to maximize lamp life. The soft start circuit ramps up the lamp filament voltage slowly when the lamp is cold.

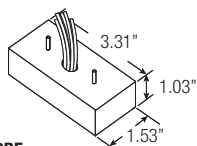
Note: Instant Start on Hot Lamp Re-Strike

SPECIFICATIONS:

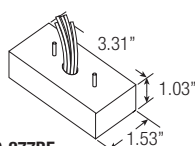
HATCH ITEM NO.	MAX WATTS	MIN WATTS	INPUT VOLTS	INPUT AMPS	OUTPUT VOLTS	OUTPUT AMPS
RS12-150BF	150	35	120	1.25	11.5	13.05
RS12-150-277BF	150	35	277	0.55	11.5	13.05



RS12-150



RS12-150BF



RS12-150-277BF

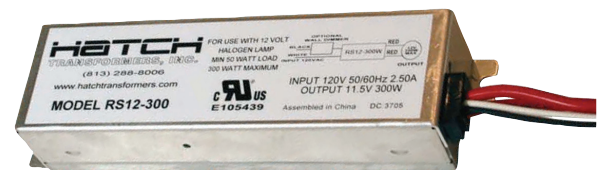
300 WATT RS SERIES

DESCRIPTION: This quiet 50-300W - 120/277V Low-Voltage/DC transformers utilize a soft start circuitry to maximize lamp life. The soft start circuit ramps up the lamp filament voltage slowly when the lamp is cold.

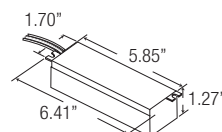
Note: Instant Start on Hot Lamp Re-Strike

SPECIFICATIONS:

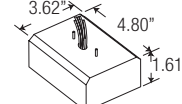
HATCH ITEM NO.	MAX WATTS	MIN WATTS	INPUT VOLTS	INPUT AMPS	OUTPUT VOLTS	OUTPUT AMPS
RS12-300	300	50	120	2.5	11.5	26.1
RS12-300BF	300	50	120	2.5	11.5	26.1
RS12-300-277	300	50	277	1.08	11.5	26.1



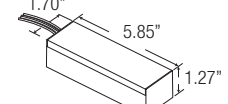
RS12-300



RS12-300



RS12-300BF



RS12-300-277