

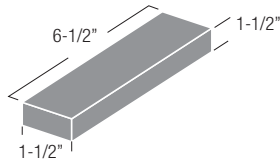
RS12-60 KO

DESCRIPTION: This quiet 5-60W - 120/277V low-voltage transformers utilize a soft start circuitry to maximize lamp life. The soft start circuit ramps up the lamp filament voltage slowly when the lamp is cold.

Note: Instant Start on Hot Lamp Re-Strike

SPECIFICATIONS:

HATCH ITEM NO.	MAX WATTS	MIN WATTS	INPUT VOLTS	INPUT AMPS	OUTPUT VOLTS	OUTPUT AMPS
RS12-60 KO	60	5	120	0.56	11.5	5.3
RS24-60 KO	60	5	120	0.56	23.5	2.7



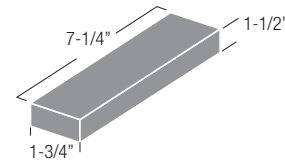
RS12-150 KO

DESCRIPTION: This quiet 10-150W - 120/277V low-voltage transformers utilize a soft start circuitry to maximize lamp life. The soft start circuit ramps up the lamp filament voltage slowly when the lamp is cold.

Note: Instant Start on Hot Lamp Re-Strike

SPECIFICATIONS:

HATCH ITEM NO.	MAX WATTS	MIN WATTS	INPUT VOLTS	INPUT AMPS	OUTPUT VOLTS	OUTPUT AMPS
RS12-150 KO	150	10	120	1.25	11.5	13.05
RS24-150 KO	150	10	120	1.25	23.5	6.39

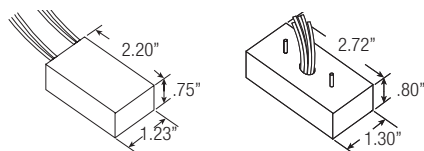


RS12-75 LED

DESCRIPTION: This quiet 15W/30W/60W/75W-12V/24V electronic LED transformer is designed with full range dimming and no minimum load to be used for LEM MR16 lighting systems.

SPECIFICATIONS:

HATCH ITEM NO.	MAX WATTS	MIN WATTS	INPUT VOLTS	INPUT AMPS	OUTPUT VOLTS	OUTPUT AMPS
RS12-15 KO	15	5	120	.15	12/24	1.3/.62
RS24-30 KO	30	5	120	.30	12/24	2.5/1.25
RS24-60 KO	60	5	120	.60	12/24	5.0/2.5
RS24-75 KO	75	5	120	.75	12/24	6.25/3.1



RS12-300 KO

DESCRIPTION: This quiet 300W-120V low-voltage transformers utilize a soft start circuitry to maximize lamp life. The soft start circuit ramps up the lamp filament voltage slowly when the lamp is cold.

Note: Instant Start on Hot Lamp Re-Strike

SPECIFICATIONS:

HATCH ITEM NO.	MAX WATTS	MIN WATTS	INPUT VOLTS	INPUT AMPS	OUTPUT VOLTS	OUTPUT AMPS
RS12-300 KO	300	50	120	2.5	11.5	26.1
RS24-300 KO	300	50	120	2.5	23.5	12.8

