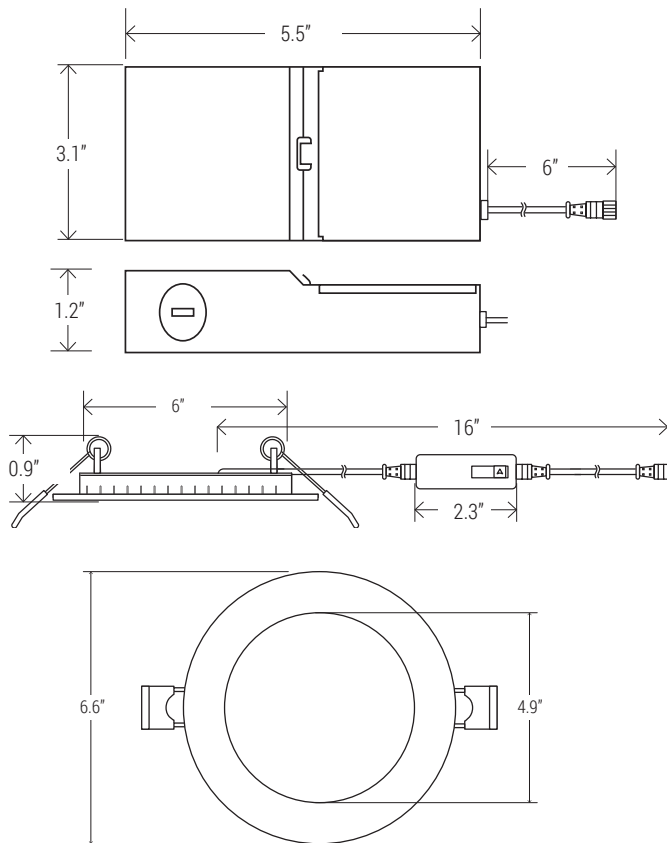




DIMENSIONS



NOMINAL LUMENS	DELIVERED LUMENS	WATTAGE
900	900	11W

Based on 4000K, 90+ CRI. Actual wattage may vary +/- 5%

INSTALLATION

Cut hole in ceiling. Insert luminaire into opening by squeezing spring clips on both sides of luminaire. The width in ceiling needed for the driver to fit is 3\".

You **MUST** seal all gaps between the ceiling and fixture with weatherproof silicone sealant. This deters moisture and water from damaging fixtures and other mechanical ceiling elements.

FEATURES

Night Light LED Slim Disk with Color temperature selectable from 2700 to 5000K for easy installation and configuration. The night light ring provides a CCT of 2000K for a warm application. This is the perfect lighting solution for bedrooms or hotels rooms.

LUMENS	900
CCT	Downlight CCT- 27K/30K/35K/40K/50K Night Light CCT (Side Ring) - 20K
CRI	90+
COLOR QUALITY	3-Step MacAdam Ellipse
COLORS	White
DIMMING	DIMTR (Triac Dimming)
LIFETIME	L70 at 50,000 Hours
PHOTOMETRIC TESTS	In Accordance with IES LM79-08, LM80 and TM-30, TM-21

- Without recessed cans or a separate j-box
- CRI 90 for true color rendering
- No flicker
- Smooth triac dimming from 100% to 10% with most modern LED dimmers
- 80% more energy savings than halogen lamps.
- Suitable for most new constructions.
- ETL Listed. Energy Star. Title24
- 5 years Warranty

SLIM TRIM



EXAMPLE: RL675-NL-900L-DIMTR-120-27K/30K/35K/40K/50K-90-WH

TYPE	LUMEN	CCT	CRI	FINISH
RL675-NL	<input type="checkbox"/> 900L-DIMTR-120	<input type="checkbox"/> 27K/30K/35K/40K/50K	<input type="checkbox"/> 90+	<input type="checkbox"/> WH-White

ACCESSORIES



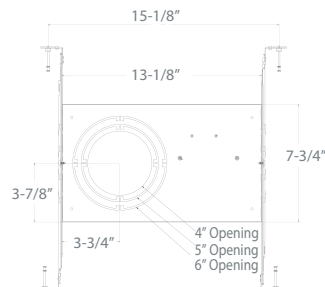
RL-ACC-SLIM-1-10F
10-ft long extension



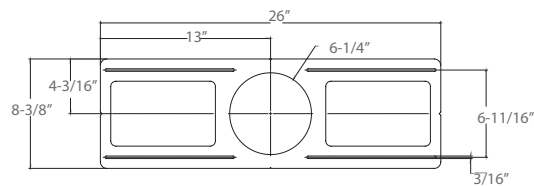
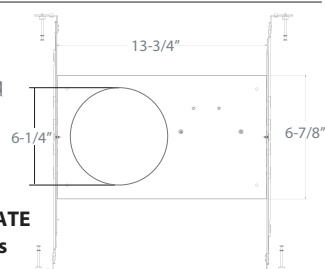
RL-ACC-SLIM-1-20F
20-ft long extension



RL-UNV-4/5/6
For use with: 4", 5", 6"
Universal mounting plate



AL-ACC-SLIM-6-F-ROUGHPLATE
For use with: 6" downlights

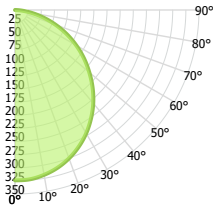


RL-ACC-SLIM-6-ROUGHPLATE
Rough-in plate for use with 6" downlights

RL-ACC-SLIM-1-10F

OPTIONS

- ☐ **RL-ACC-SLIM-1-10F** - 10ft Long Extension
- ☐ **RL-ACC-SLIM-1-20F** - 20ft Long Extension
- ☐ **RL-UNV-4/5/6** - Universal Mounting Plate for 4", 5" and 6"
- ☐ **RL-ACC-SLIM-6-ROUGHPLATE** - 6" Mounting Plate
- ☐ **AL-ACC-SLIM-6-F-ROUGHPLATE** - 6" Flanged Roughplate

CANDELA DISTRIBUTION				CANDELA TABLE			LUMINANCE (cd/sq.m)			LUMENS PER ZONE			ZONAL LUMEN SUMMARY							
				0°		90°	0.00°		90.00°	ZONE		LUMENS	ZONE		UMENS	% LUMINAIRE				
				0°	324	324	0.00°	12335	12335	0° - 10°	32	0° - 20°	120	13%						
				10°	318	319	45.00°	11237	11110	10° - 20°	87	0° - 30°	251	28%						
				20°	300	299	55.00°	10621	10490	20° - 30°	131	0° - 40°	407	46%						
				30°	271	268	65.00°	9775	9603	30° - 40°	156	0° - 60°	708	80%						
				40°	232	229	75.00°	8309	8174	40° - 50°	160	0° - 80°	874	98%						
				50°	184	183	85.00°	5416	5259	50° - 60°	142	0° - 90°	889	100%						
				60°	134	133				60° - 70°	106									
				70°	82	81				70° - 80°	59									
				80°	33	32				80° - 90°	15									
90°	0	0																		
CONE OF LIGHT				INDOOR COEFFICIENTS OF UTILIZATION																
MOUNTING HEIGHT	FC AT BEAM CENTER	BEAM DIA. 0°-180°	BEAM DIA. 90°-270°	pf	80%				70%				20%				0%			
				pc	70%	50%	30%	10%	70%	50%	30%	10%	50%	30%	10%	50%	30%	10%	0%	
				pw	70%	50%	30%	10%	70%	50%	30%	10%	50%	30%	10%	50%	30%	10%	0%	
6.0 ft	9.0 fc	16.6 ft	16.8 ft	0	119	119	119	119	116	116	116	111	111	111	106	106	106	102	102	100
8.0 ft	5.1 fc	22.1 ft	22.4 ft	1	109	104	100	96	106	102	98	95	98	94	92	94	91	89	90	84
10.0 ft	3.2 fc	27.7 ft	28.0 ft	2	99	91	84	78	96	89	83	78	85	80	76	82	78	74	79	70
12.0 ft	2.3 fc	33.2 ft	33.6 ft	3	90	80	72	65	88	78	71	65	75	69	64	73	67	62	70	59
14.0 ft	1.7 fc	38.7 ft	39.2 ft	4	83	71	62	55	81	70	61	55	67	60	54	65	59	54	63	51
16.0 ft	1.3 fc	44.3 ft	44.8 ft	5	76	63	54	48	74	62	54	48	60	53	47	58	52	46	56	44
18.0 ft	1.0 fc	49.8 ft	50.4 ft	6	70	57	48	42	69	56	48	42	54	47	41	53	46	41	51	45
20.0 ft	0.8 fc	55.3 ft	56.1 ft	7	65	52	43	37	64	51	43	37	49	42	37	48	41	36	47	41
				8	61	47	39	33	59	47	39	33	45	38	33	44	37	32	43	37
				9	57	43	35	30	55	43	35	30	42	35	29	41	34	29	40	34
				10	53	40	32	27	52	40	32	27	39	32	27	38	31	27	37	31