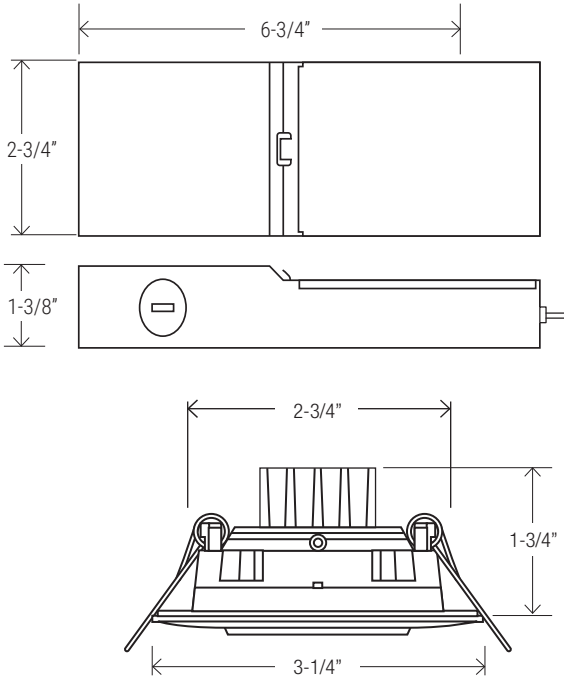


**EASY 5 COLORS
SELECCTOR**
2700K • 3000K • 3500K • 4000K • 5000K



FEATURES

3" LED adjustable gimbal slim with interchangeable optic, 360-degree rotation and 30-degree tilt. Engineered for new construction, remodel, or retrofit to accommodate insulated or dropped ceilings. Remote driver allows easy installation and maintenance. Small aperture and shallow depth ideal for unlimited applications. An easy 5-Color SeleCCTor switch allows the contractor to easily switch between 5 different color temperatures in the field.

LUMENS	600
CCT	27K/30K/35K/40K/50K
CRI	90+
COLOR QUALITY	3-Step MacAdam Ellipse
CONSTRUCTION	Aluminum die-cast body and trim
TRIM OPTION	Round Adjustable
BEAM ANGLE	30 Degrees
DISTRIBUTION	MD-38 degrees (Medium)
COLORS	WH (White-standard)
DIMMING	DIMTR (Triac)
EMERGENCY	16W high voltage inverter (remote)
LIFETIME	L70 at 50,000 Hours
PHOTOMETRIC TESTS	In Accordance with IES LM79-08, LM80 and TM-30, TM-21

NOMINAL LUMENS	DELIVERED LUMENS	WATTAGE
600	658	8W

Based on 2700K, 90+ CRI. Actual wattage may vary +/- 5%

INSTALLATION

Cut hole in ceiling. Insert luminaire into opening by squeezing spring clips on both sides of luminaire. The width in ceiling needed for the driver to fit is 3".

- IC-Rated and Air-Tight ready and may be in direct contact with insulation.
- Can be installed in applications with limited plenum clearance.
- May be installed in drywall or suspended ceilings.
- Flicker-free 120V forward-phase Triac dimming down to 5%.
- Even illumination of luminaire is achieved by utilizing patent-pending optics along with edgelit LED technology.
- Aluminum die-cast body and trim.

SLIM TRIM



EXAMPLE: **RL373-600L-DIMTR-120-27K/30K/35K/40K/50K-90-MD-WH**

TYPE	LUMEN	CCT	CRI	DISTRIBUTION	FINISH
RL373	<input type="checkbox"/> 600L-DIMTR-120	<input type="checkbox"/> 27K/30K/35K/40K/50K	<input type="checkbox"/> 90+	<input type="checkbox"/> MD - Medium	<input type="checkbox"/> WH - White (Standard)

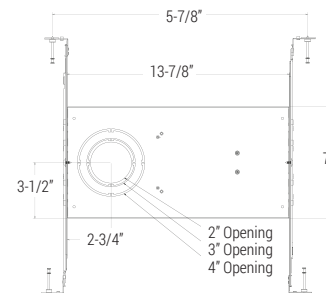
ACCESSORIES



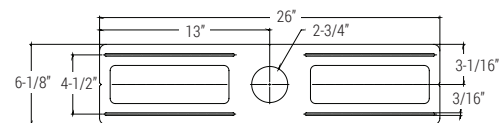
RL-ACC-SLIM-1-10F
10-ft long extension



RL-ACC-SLIM-1-20F
20-ft long extension



RL-UNV-2/3/4
For use with: 2", 3", 4"
Universal mounting plate



RL-ACC-SLIM-2-ROUGHPLATE
Rough-in plate for use with 3" downlights

RL-ACC-SLIM-1-10F

OPTIONS
<input type="checkbox"/> RL-ACC-SLIM-1-10F - 10ft Long Extension <input type="checkbox"/> RL-ACC-SLIM-1-20F - 20ft Long Extension <input type="checkbox"/> RL-UNV-2/3/4 - Universal Mounting Plate for 2", 3" and 4" <input type="checkbox"/> RL-ACC-SLIM-2-ROUGHPLATE - 2" Mounting Plate