

OPTIONS / ACCESSORIES SECTION

HIGH BAY WIREGUARD DOOR FRAME OPTIONS



PLDF - Acrylic #12 pattern lens



CLDF - Clear lens comes w/ door frame



WGCL - Wireguard w/ clear lens
WGPL - Wireguard w/ Prismatic Acrylic #12 pattern lens



WG - Wireguard




WGDF - Flat wireguard w/ door frame

TROFFER (OT) LENS, REFLECTOR AND DIFFUSER




A-12 - Female Conical Prismatic Lens



ASW - Smooth White Stipple Finish




A-15 - Female Conical Prismatic Lens




A-19 - Male Conical Prismatic Lens

[TO CHOOSE THE CORRECT REFLECTOR OPTIONS FOR EACH FIXTURE, PLEASE CONSULT FACTORY]


OP PLASTIC LOUVER SILVER SPECULAR



PCL1 - (5/8"X5/8"X3/8" plastic cover)



PCL2 - (1-1/2"X1-1/2"X1" plastic cover)



PCL3 - (3/4"X3/4"X1/2" plastic cover)



PCL4 - (3"X3"X1-1/2" plastic cover)

HD2B OPTION



HD2BC - Clip

OIC OPTION



SR - Specular Reflector

OPTIONS / ACCESSORIES

OPTIONS	
24FK	- Flange Kit for 2' X 4' Fixture
22FK	- Flange Kit for 2' X 2' Fixture
14FK	- Flange Kit for 1' X 4' Fixture
GDF	- Gasketed Door Frame
FBF	- Internal Fast Blow Fuse
24ALDF	- Aluminum Door frame (2' x 4')
22ALDF	- Aluminum Door frame (2' x 2')
14ALDF	- Aluminum Door frame (1' x 4')
SSL	- Stainless Steel Latches
-SR	- Specular Reflector
SSLTP	- Stainless Steel Latches w/ Tamper-proof
PCLTP	- Polycarbonate Latches w/ Tamper-proof
TPS	- Tamper-proof Screws
SBF	- Internal Slow-Blow Fuse
RIS	- Radio Interference Suppressor
DCR	- Dust Cover
USA	- Made in America Compliance

HIGH BAY OPTIONS	
6WG	- Wireguard
6WGCL	- Wireguard with Clear Lens
6WGPL	- Wireguard with Prismatic Lens
6WGDF	- Wireguard with Door frame
6CLDF	- Clear Lens with Door Frame
6PLDF	- Prismatic Lens with Door Frame
6GDF	- Gasketed Door Frame
MH	- Mounting Hub
GSS	- Gripple Suspension System
GSSP	- Gripple System with Paddles
VHCH	- V-Hook with chain kit
CH	- Chain with S hooks
VH	- V Hook
MS	- Motion Sensor
INMS	- Internal Motion Sensor
MSPH	- Motion Sensor with Photocell
WLMS	- Wet Location Motion Sensor
GMS	- Generic Motion Sensor
6WHR	- White Reflector
SRUL	- Specular Reflector Upright
GL	- Generic Lamps Installed
WR	- White Reflector
NCB	- No Cross Baffle

WIRING OPTIONS	
PCSB120	- 10' Nema 5-15R 120V Straight Blade Plug
PCSB277	- 10' Nema 7-15R 277V Straight Blade Plug
PCTL120	- 10' Nema L5-15R 120V Twist Lock Plug
PCTL277	- 10' Nema L7-15R 277V Twist Lock Plug
PCTL480	- 10' Nema L7-15R 480V Twist Lock Plug
IPTL120	- 10' 120V IP Rated Twist Lock Plug
IPTL277	- 10' 277V IP Rated Twist Lock Plug
S01	- 10' 120V/277V SO Cord
S02	- 10' 480V SO Cord
C3	- 6' 3-wire Flex Cable (Single Circuit)
C4	- 6' 4-wire Flex Cable (Double Circuit)

(Consult Factory for 208V, 248V, 347V and 480V wiring)

DIFFUSER TYPE (TROFFER)	
A12	- #12 pattern acrylic .10" thick
A125	- #12 pattern acrylic .125" thick
A19	- #19 pattern acrylic .156" thick
A15	- #15 pattern acrylic .20" thick
ASW	- Acrylic smooth .080" thick
PCL1	- 5/8"X5/8"X3/8" plastic louvers
PCL2	- 1-1/2"X1-1/2"X1" plastic louver
PCL3	- 3/4"X3/4"X1/2" plastic louver
PCL4	- 3"X3"X1-1/2" plastic louver

VANDAL RESISTANT	
PC120	- Photo control (120V only)
PC277	- Photo control (277V only)
SF	- Single fuse
DF	- Double fuse
XT	- 20°F/30°C Min. Temp. Bal. (CFL)
0-EMG-750	- 750 lum. Emg. (CFL only)
-RL	- Replacement lens kit