


# OPTIONS / ACCESSORIES SECTION

## 2'X4', 2'X2', 1'X4' FLUORESCENT UNIVERSAL RECESSED DRYWALL FLANGE KIT



PART#	DIMENSIONS	WIDTH (A)	LENGTH (B)
14FK	1X4	12-3/8"	48-1/4"
22FK	2X2	24-3/8"	24-3/8"
24FK	2X4	24-1/4"	48-1/4"

Steel brackets with vertical suitability are provided to tension mount side flanges against ceiling opening. Holes provided for Chain mounting support to building structure. End flanges are pressure fit and are removable to permit for row mounting. Requires only 3" clearance over fixture depth, example: A-4" deep fixture requires only 7" cavity depth in shallower cavity applications. Fixture may be inserted into ceiling joists prior to installation of flange kit.


### MOTION SENSORS




### SUSPENSION OPTIONS



### SUSPENSION KIT



### WIRING OPTIONS



### WIRING OPTIONS



# OPTIONS / ACCESSORIES SECTION

## HIGH BAY WIREGUARD DOOR FRAME OPTIONS



**PLDF** - Acrylic #12 pattern lens



**CLDF** - Clear lens comes w/ door frame



**WGCL** - Wireguard w/ clear lens  
**WGPL** - Wireguard w/ Prismatic Acrylic #12 pattern lens



**WG** - Wireguard



**WGDF** - Flat wireguard w/ door frame

## TROFFER (OT) LENS, REFLECTOR AND DIFFUSER




**A-12** - Female Conical Prismatic Lens



**ASW** - Smooth White Stipple Finish




**A-15** - Female Conical Prismatic Lens




**A-19** - Male Conical Prismatic Lens

[ TO CHOOSE THE CORRECT REFLECTOR OPTIONS FOR EACH FIXTURE, PLEASE CONSULT FACTORY ]


## OP PLASTIC LOUVER SILVER SPECULAR



**PCL1** - (5/8"X5/8"X3/8" plastic cover)



**PCL2** - (1-1/2"X1-1/2"X1" plastic cover)



**PCL3** - (3/4"X3/4"X1/2" plastic cover)



**PCL4** - (3"X3"X1-1/2" plastic cover)

## HD2B OPTION



**HD2BC** - Clip

## OIC OPTION



**SR** - Specular Reflector

## OPTIONS / ACCESSORIES

OPTIONS	
<b>24FK</b>	- Flange Kit for 2' X 4' Fixture
<b>22FK</b>	- Flange Kit for 2' X 2' Fixture
<b>14FK</b>	- Flange Kit for 1' X 4' Fixture
<b>GDF</b>	- Gasketed Door Frame
<b>FBF</b>	- Internal Fast Blow Fuse
<b>24ALDF</b>	- Aluminum Door frame (2' x 4')
<b>22ALDF</b>	- Aluminum Door frame (2' x 2')
<b>14ALDF</b>	- Aluminum Door frame (1' x 4')
<b>SSL</b>	- Stainless Steel Latches
<b>-SR</b>	- Specular Reflector
<b>SSLTP</b>	- Stainless Steel Latches w/ Tamper-proof
<b>PCLTP</b>	- Polycarbonate Latches w/ Tamper-proof
<b>TPS</b>	- Tamper-proof Screws
<b>SBF</b>	- Internal Slow-Blow Fuse
<b>RIS</b>	- Radio Interference Suppressor
<b>DCR</b>	- Dust Cover
<b>USA</b>	- Made in America Compliance

HIGH BAY OPTIONS	
<b>6WG</b>	- Wireguard
<b>6WGCL</b>	- Wireguard with Clear Lens
<b>6WGPL</b>	- Wireguard with Prismatic Lens
<b>6WGDF</b>	- Wireguard with Door frame
<b>6CLDF</b>	- Clear Lens with Door Frame
<b>6PLDF</b>	- Prismatic Lens with Door Frame
<b>6GDF</b>	- Gasketed Door Frame
<b>MH</b>	- Mounting Hub
<b>GSS</b>	- Gripple Suspension System
<b>GSSP</b>	- Gripple System with Paddles
<b>VHCH</b>	- V-Hook with chain kit
<b>CH</b>	- Chain with S hooks
<b>VH</b>	- V Hook
<b>MS</b>	- Motion Sensor
<b>INMS</b>	- Internal Motion Sensor
<b>MSPH</b>	- Motion Sensor with Photocell
<b>WLMS</b>	- Wet Location Motion Sensor
<b>GMS</b>	- Generic Motion Sensor
<b>6WHR</b>	- White Reflector
<b>SRUL</b>	- Specular Reflector Upright
<b>GL</b>	- Generic Lamps Installed
<b>WR</b>	- White Reflector
<b>NCB</b>	- No Cross Baffle

WIRING OPTIONS	
<b>PCSB120</b>	- 10' Nema 5-15R 120V Straight Blade Plug
<b>PCSB277</b>	- 10' Nema 7-15R 277V Straight Blade Plug
<b>PCTL120</b>	- 10' Nema L5-15R 120V Twist Lock Plug
<b>PCTL277</b>	- 10' Nema L7-15R 277V Twist Lock Plug
<b>PCTL480</b>	- 10' Nema L7-15R 480V Twist Lock Plug
<b>IPTL120</b>	- 10' 120V IP Rated Twist Lock Plug
<b>IPTL277</b>	- 10' 277V IP Rated Twist Lock Plug
<b>S01</b>	- 10' 120V/277V SO Cord
<b>S02</b>	- 10' 480V SO Cord
<b>C3</b>	- 6' 3-wire Flex Cable (Single Circuit)
<b>C4</b>	- 6' 4-wire Flex Cable (Double Circuit)

(Consult Factory for 208V, 248V, 347V and 480V wiring)

DIFFUSER TYPE (TROFFER)	
<b>A12</b>	- #12 pattern acrylic .10" thick
<b>A125</b>	- #12 pattern acrylic .125" thick
<b>A19</b>	- #19 pattern acrylic .156" thick
<b>A15</b>	- #15 pattern acrylic .20" thick
<b>ASW</b>	- Acrylic smooth .080" thick
<b>PCL1</b>	- 5/8"X5/8"X3/8" plastic louvers
<b>PCL2</b>	- 1-1/2"X1-1/2"X1" plastic louver
<b>PCL3</b>	- 3/4"X3/4"X1/2" plastic louver
<b>PCL4</b>	- 3"X3"X1-1/2" plastic louver

VANDAL RESISTANT	
<b>PC120</b>	- Photo control (120V only)
<b>PC277</b>	- Photo control (277V only)
<b>SF</b>	- Single fuse
<b>DF</b>	- Double fuse
<b>XT</b>	- 20°F/30°C Min. Temp. Bal. (CFL)
<b>0-EMG-750</b>	- 750 lum. Emg. (CFL only)
<b>-RL</b>	- Replacement lens kit