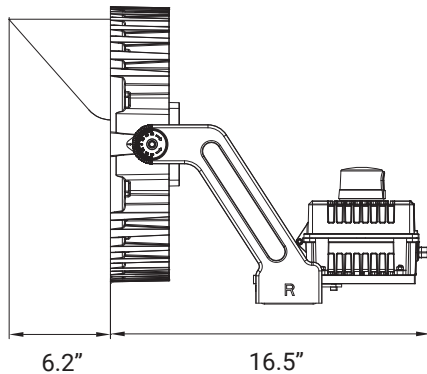
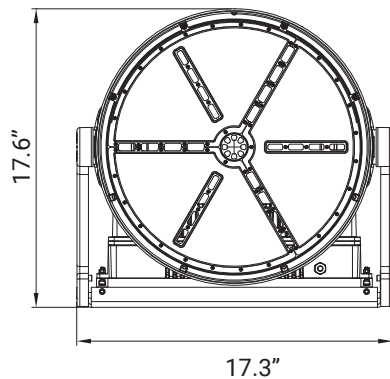




Rotate 355° Tilt 240°



SERIES	DELIVERED LUMENS	WATTAGE
OSP-1062-RGB-500W	21000	500W

Based on 5000K, >70 CRI. Actual wattage may vary +/- 5%

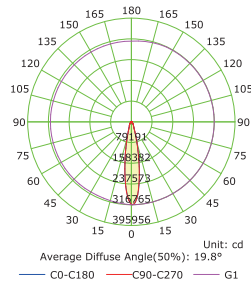
Introducing our versatile LED Sports Lighter, specifically engineered for large spaces including sports arenas, harbors, streets, and other expansive outdoor areas. With a focus on maximum illumination efficiency and unrivaled precision, this luminaire guarantees exceptional lighting performance. Its advanced heat-dissipating exterior ensures efficient thermal management, effectively extending the lifespan of the product. Illuminate your surroundings with unparalleled brilliance and reliability, making every space shine with confidence.

FEATURES

1. IP65 waterproof rating for exceptional performance in harsh weather conditions.
2. 5-year warranty provides long-term peace of mind and customer support.
3. Easy assembly and disassembly for convenient maintenance.
4. High-strength structure with corrosion-resistant polyester powder coating for enhanced durability.
5. Multiple beam angle options for customizable illumination.
6. Optional color temperature to suit specific needs and preferences.
7. Certified product meeting CE, RoHS, DLC, FCC, and UL standards.
8. Versatile application in stadiums, sports fields, high mast lighting, light towers, ports, and more.
9. Lighting Simulation service available for tailored lighting design.
10. Ambient operating temperature ranges from -20 - 113°F.

SERIES	LED Sports Lighter - RGB - 500W
WATTAGE	500W
DELIVERED LUMEN	21000Lm
VPR	10KV SPD (Standard), 20KV SPD
BEAM ANGLE	Narrow Spot 20°
CONTROL MODE	DMX512









Narrow Spot (20°)

Reference IES files for additional distribution curve information.

EXTERNAL POWER SUPPLY

DC OUT	4 core	
DMX	4 core	
DMX/W	4 core	
AC IN	3 core	

ELECTRICAL DATA:

PowerSupply	Input Voltage	Power Frequency	Power Efficiency	Power Factor	Total Harmonic Distortion
HBE +Decoder	120-277 277-480	50/60Hz	>0.9	0.92	<20%

OTHERS:

IP Rating	Lifetime (L70 Standard)	Heat Radiator	Lens Material	Carton Dimensions	Gross Weight	Net Weight
IP65	50,000 hours	Die-cast aluminum	PC	21.7"x20.1"x20.1"	40.9 lbs	32.3 lbs

AVAILABLE DMX CONTROLLER CAN ADJUST THE LIGHT COLOR

 (Cascade control<30) **GREY SCALE 256**

EXAMPLE:

SERIES	VOLTAGE	WATTAGE	BEAM ANGLE	RGB CONTROL	VPR	ACCESSORY
OSP-1062-RGB	<input type="checkbox"/> 120-277V <input type="checkbox"/> 277-480V	<input type="checkbox"/> 500W	<input type="checkbox"/> NS=20°	<input type="checkbox"/> DMX512	<input type="checkbox"/> 10KV <input type="checkbox"/> 20KV	<input type="checkbox"/> OSP-1062-ACC-1-400-600 <input type="checkbox"/> OSP-1062-ACC-2-LAD

RADIATOR

The OSP series sports lighting utilizes fin heat sinks for improved heat dissipation, leading to a longer lifespan. The back cover acts as a cooling mechanism, efficiently dissipating heat generated by the power source. This design ensures optimal performance and durability.



LASER AIMING DEVICES (OPTIONAL)

Our laser aiming device provides precise control for angling and aiming each sport light, allowing you to achieve the exact optimal position with ease and accuracy.



OSP-1062-ACC-2-LAD

SLIP FITTER BRACKET (OPTIONAL)

The default mount yolk is included. The optional advanced slip fitter bracket offers a stable and compact footprint while allowing for rotation and tilt in various angles, providing the flexibility to position the sport light according to your specific requirements.



FM



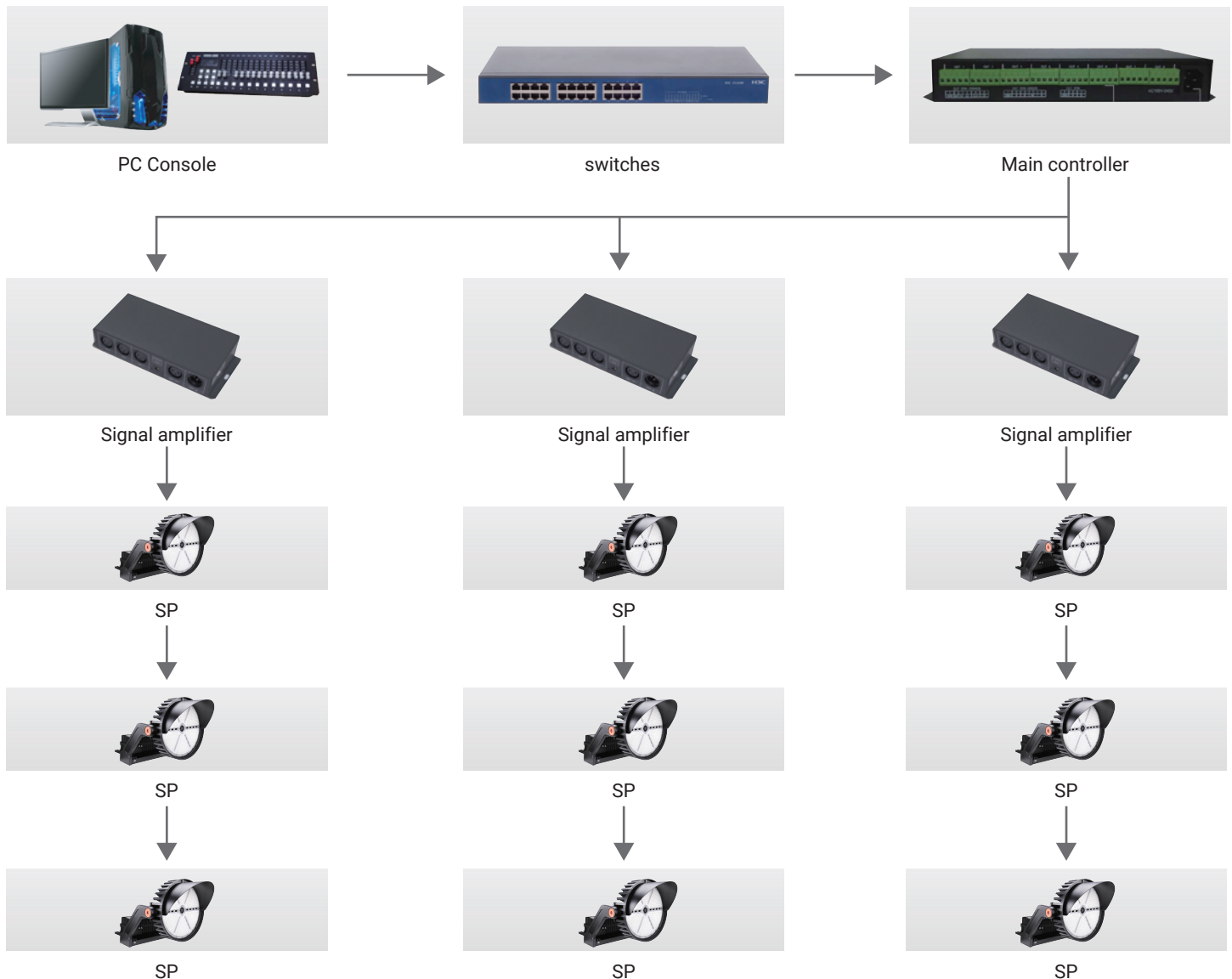
AM



TM

OSP-1062-ACC-1-400-600

DMX CONTROL PROGRAM EXAMPLES



DMX LIGHTING INSTALLATION CONSIDERATIONS:

1. The lamps and lanterns should be connected in a serial mode to ensure proper communication and control.
2. A maximum of 30 LED lamps and lanterns can be connected in the same serial number, with a recommended tandem distance of 300-500 meters. In some cases, signal amplifiers may be necessary to extend the distance between lamps and lanterns, but this should be minimized whenever possible.
3. Arrange the signal wiring in a single-line configuration, keeping a safe distance from high voltage current grids to avoid interference.
4. Ensure that all wires used for shielding and signal grounding are treated separately to maintain signal integrity and reduce potential noise or interference.

THE APPENDIX:

For related equipment, Elite Lighting can provide all relevant technical support.