

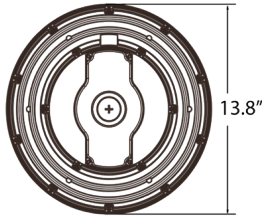
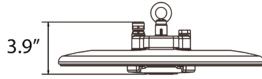


Lumen, CCT  
and Beam Angle  
Switches

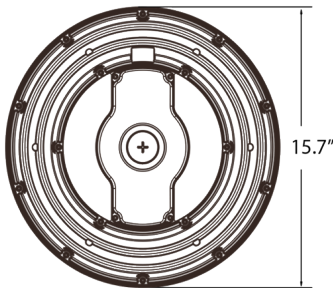
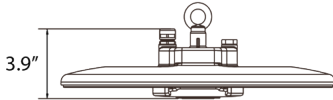


**MULTILUMEN  
SELECTOR** EASY 3 COLORS  
**SELECCTOR**

15000L/18000L/22000L



22000L/30000L/36000L



NOMINAL LUMENS	DELIVERED LUMENS	WATTAGE
15000	15000	100W
18000	18000	120W
22000	22000	150W
30000	30000	200W
36000	36000	240W

Based on 4000K, 85+ CRI. Actual wattage may vary 5%

**FEATURES**

This LED UFO high bay features a modern, minimal frame for inobtrusive illumination. A selectable beam angle switch allows for the luminaire to adjust between AD (60°), GD (90°), VWD (110°) distributions for adaptable light. Two separate multi-lumen and multi-CCT options allow for in-field adjustments to color temperature and light output, for ultimate versatility.

Ideal for harsh environments in processing, agricultural, and manufacturing facilities. NSF and IP69 rated for the most complete ingress protection against dust, high-pressure water jets, and harsh or rigorous environments.

Lumen	15000L/18000L/22000L or 22000L/30000L/36000L
CCT	30K/40K/50K
CRI	85+
Working Temp.	-40 °C (-40°F) to 50 °C (122°F)
Mounting	Suspended Mount
Size	13.8"x13.8"x3.6" or 15.7" x15.7"x3.9"
Finish	White (WH)
Beam Angle	MD (60°), WD (90°), VWD (110°)
UGR	<28
Rating	NSF, IP69K, IK08
Lifetime	L70 at 50,000 Hours
Photometric Test	In accordance with IES LM79-08, LM80 and TM-30, TM-21



**OPTICS**

Features a durable, UV stabilized polycarbonate lens for an even beam diffusion, heat resistance, and protection against discoloration. A selectable beam angle switch allows for the luminaire to adjust between AD (60°), GD (90°), WD (105°) distributions for a versatile, adaptable illumination.

Luminaire available in selectable lumens of 22000L/30000L/36000L or 15000L/18000L/22000L , for customizable intensity with a variety of uses. Three selectable color temperatures of 3000K/4000K/5000K enable different warm to cool moods and atmospheres.

CCT factory set to 5000K; lumen factory set to 22000L or 36000L, depending on lumen package chosen.

Up to 22000 Lumen output at 55°C rated ambient temperature when selecting 50K CCT.

**CONSTRUCTION**

Body built from a light weight and robust, die-cast aluminum. IK08 rated for impact resistance.

Features a center screw-in knockout to cover an audiojack port for use with audiojack type sensors. Selectable beam angle switch, multi-lumen and multi-CCT switches located on luminaire face also under center screw-in knockout.

Full rubber gasketing and sealed LEDs, drivers, and connections for NSF2 Splash/Non-Food Zone certified compliance in food processing, industrial, and demanding environments. IP69K rated for the highest level of ingress protection against dust and water, and safe exposure to close-range high-pressure and high-temperature sprays.

Hanging ring made from iron, and coated in a white, NSF certified powder paint.

**MOUNTING**

Suitable for NSF rated Suspended Mounting using the 1/2" Hanging Ring built into the top of the fixture and provided Hanging Hook.

Capable of Non-NSF rated Stem Mounting; 1/2" ring can be removed, thethered, or integrated into a Stem Mounting Kit of equivalent width. Stem not available.

**MAINTENANCE**

**Fixture may be wiped down with a dry or damp cloth or hosed down for optimal performance. Driver can be accessed by unscrewing front panel for maintenance.**

**OPTIONS AND ACCESSORIES**

Packed standard with hook and 6 ft power cable.

Available to order separately with wet location and cold rated Bi-level Socket Head PIR Motion Sensor with a 20%/50%/75%/100% (3-26 ft range) and 40 ft max. mounting height. Compatible remote controller also available.

40W Emergency battery back-up option available to order. Note, emergency must be remote mounted for the fixture to maintain the NSF rating.

**DRIVER AND ELECTRICAL INFORMATION**

Powered by high-quality constant-current LED drivers which are rated for 50 to 60Hz at 120/277v input, produce less than 20% THD, and have a power factor of .90 to 1.00. 6KV surge protection included.

**WARRANTY**

5-year warranty for parts and components (labor not included).

**LISTINGS**

UL Listed.

DLC Premium Listed.

RoHs compliant - Contains no mercury or lead.

IP69K rated and suitable for outdoor wet location use per IEC60529.

NSF2 Splash/Non-Food Zone certified.

IK08 Rating for durability (PC lens only).

Suitable for biosafety labs, rated Class 1 (ISO 3) Cleanrooms.

SAMPLE: ORHB12-SFZ-LED-22000L/30000L/36000L-120-347V-30K/40K/50K-ND/MD/VWD-IP69-WH

SERIES	LUMEN	VOLTAGE	CCT	DISTRIBUTION	FINISH	EMERGENCY
ORHB12-SFZ-LED	15000L/18000L/22000L 22000L/30000L/36000L	120-347V	30K/40K/50K	ND/MD/VWD (60°, 90°,110°)	WH - White	EMG-LED-ORHB1-40-WH

OPTION	SENSOR
SPD-10KV - Optional 10KV Surge Protection	MS-PIR-BI-SR-101 - Bi-level Socket Head PIR Motion Sensor (IP65). MS-RC-G1 - Hand Held Controller Option for MS-PIR-BI-SR-101.