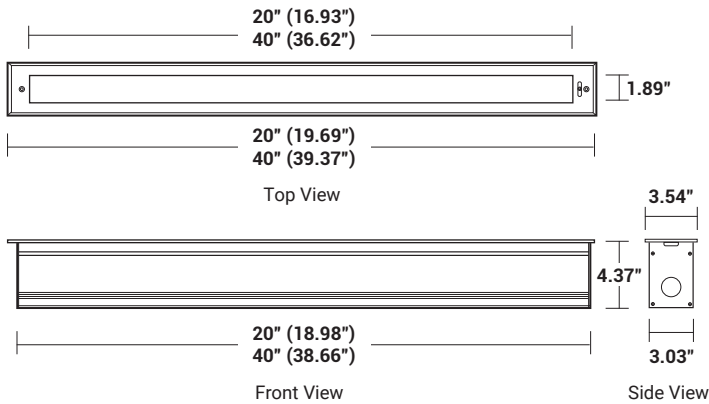


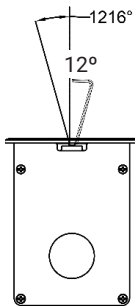


**DIMENSIONS**



NOMINAL LUMENS	DELIVERED LUMENS	WATTAGE
1500L	1500L	18W
3000L	3000L	36W

Based on 4000K, 90+ CRI. Actual wattage may vary +/- 5%



**ADJUSTABLE ANGLE**

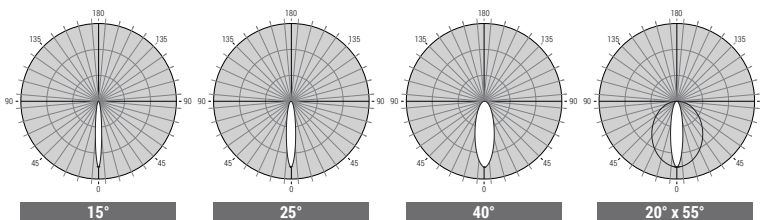
Lighting control with an adjustable tilt of up to 12° on both sides for a total tilt angle of 24°.

**FEATURES**

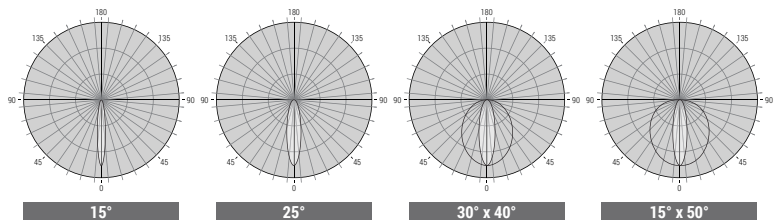
This LED in-ground linear is a versatile solution engineered for the seamless integration of performance and aesthetics. An adjustable optic tilt from 0-12° offers precise light control, for dynamic lighting design. Available with advanced anti-glare technology to ensure comfortable, glare-free illumination. Ideal for driveways where cars and trucks driving over the lights. Town Squares and footpaths with high pedestrians traffic. Walls, trees, building facades and similar uplighting applications. Rated IP67 for outdoor and wet location use.

LUMENS	1500L (20"), 3000L (40")
CCT	27K, 30K, 35K, 40K, 50K
CRI	90+ Standard
COLOR QUALITY	3-Step MacAdam Ellipse
MOUNTING	Recessed In-ground
LENGTH	20", 40"
OPTICS	15°, 25°, 40°, 20° x 55°, 15° x 50°, 30° x 40°
DIMMING	DIM10, DIMTR, DALI
FINISH	Stainless Steel (SS)
WORKING TEMP.	-20°C (-4°F) to 40°C (104°F)
LIFETIME	L70 at 50,000 Hours
PHOTOMETRIC	In accordance with IES LM79-08, LM80 and TM-30, TM-21
MAX. STATIC LOAD	330 lb (150kg)
MAX. RUN LENGTH	131 ft (120V), 196 ft (277V)
MAX. POWER LINKING	18W (20") is 58 nos. at 120V and 105 nos. at 277V 36W (20") is 30 nos. at 120V and 55 nos. at 277V

**CLEAR LENS DISTRIBUTION**



**ANTI-GLARE GRID DISTRIBUTION**



### OPTICS

Features an optical grade clear PMMA lens for even beam diffusion.

An adjustable tilt up to 12° on either side, for a total range of 24° movement.

Available to order with an anti-glare grid lens for advanced glare-control and various distribution options for several distributions available.

20" model available to order in 1500L.

40" model available to order 3000L. Both sizes available in single CCT options of 27K, 30K, 35K, 40K, or 50K.

### CONSTRUCTION

Housing made from a durable, military-grade aluminum with a 316 stainless steel cover frame. UV-free and IR-free. Suitable for recessed applications.

Built to withstand a maximum static load of 330 lb (150kg).

Sealed and IP67 rated for outdoor wet location use.

Driver located in jbox on back of fixture.

Available in standard black finish with stainless steel face cover frame.

### MOUNTING

Suitable for recessed, in-ground mounting. Compatible with 3-pin and 6-pin 2-way gel filled IP68 waterproof connectors.

### MAINTENANCE

Lumen - Maintenance Life L80 /B10 at 50,000 hours (this means that at least 90% of the LED still achieve 80% of their original flux).

Fixture can be regularly and safely wiped down to ensure optimal fixture performance.

### OPTIONS & ACCESSORIES

Available with either clear lens or anti-glare grid lens options, with various distributions each.

Clear Lens Distributions:	Anti-glare Grid Lens Distributions:
15°	15°
25°	25°
40°	30° X 40°
20° X 55°	15° X 50°

Available to order separately:

- 3-pin 2-way gel filled IP68 waterproof connector for triac dimming
  - 6-pin 2-way gel filled IP68 waterproof connector for 0-10V and dali dimming
- See order chart for more details.

### DRIVER & ELECTRICAL INFORMATION

Powered by high-quality constant-current LED drivers which are rated for 50 to 60Hz at 120/277v input, Integral Class II, electronic, produce less than 20% THD, and have a power factor of .90 to 1.00. Thermally protected for increased performance and safety.

Max. power linking for 18W (20") is 58 nos. at 120V and 105 nos. at 277V.

Max. power linking for 36W (40") is 30 nos. at 120V and 55 nos. at 277V.

Max. run length for interlink and leading cables is 131ft at 120V and 196ft at 277V.

### DIMMING

DIM10 - 0-10V Dimming on either MVOLT 120, 277.

DIMTR - Triac & electronic low voltage dimming. Available in 120V.

DALI - DALI DT6, DT8 dimming.

### WARRANTY

5-year warranty for parts and components (labor not included).

### LISTINGS

ETL listed.

IP67 rated for outdoor and wet location use.

IK08 Impact resistance

RoHs compliant – Contains no mercury or lead.

### OPTON & ACCESSORIES



**MOUNTING SLEEVE**  
(INCLUDED)

A-OIGL-MS-20 (20")  
A-OIGL-MS-40 (40")



**2-WAY IP68 WATERPROOF CONNECTOR**  
(SOLD SEPARATELY)

A-OIGL-2WPC-3P-IP68 (3-pin)  
A-OIGL-2WPC-6P-IP68 (6-pin)

Example: **OIGL-102-LED-20-1500L-DIM10-MVOLT-30K-90-CL-15-SS**

SERIES	LENGTH	LUMENS	DIMMING	VOLTAGE	CCT	CRI	LENS TYPE	DISTRIBUTION	FINISH	OPTION
OIGL-102-LED	20 - 20" 40 - 40"	1500L (20") 3000L (40")	DIM10 - 0-10V DIMTR - Triac 120V DALI - Dali DT6, DT8	MVOLT (120-277V)	27K - 2700K 30K - 3000K 35K - 3500K 40K - 4000K 50K - 5000K	90	CL - Clear Lens AGG - Anti-glare Grid	Clear Lens: 15 - 15° 25 - 25° 40 - 40° 20X55 - 20°X55° Anti-glare Grid: 15 - 15° 25 - 25° 30X40 - 30°X40° 15X50 - 15°X50°	SS - Stain- less Steel	2WPC-3P-IP68 - Triac dimming 3-pin 2-way IP68 Connector  2WPC-6P-IP68 - 0-10V & Dali 6-pin 2-way IP68 Connector