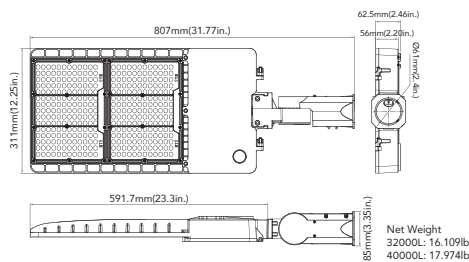




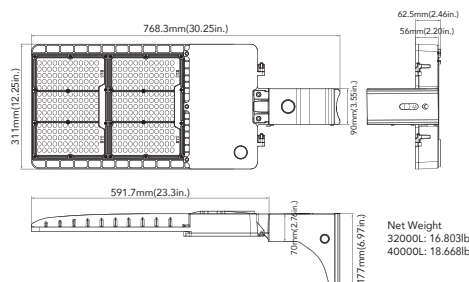
DIMENSION

unit: inch/mm

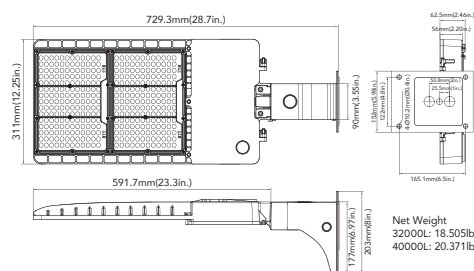
OAL-302-LED (Slipfitter Mount)



OAL-302-LED (Pole Mount)



OAL-302-LED (Wall Mount)



Nominal Lumens	Wattage
32000	250W
40000	300W

Actual wattage may vary +/- 5%. Wattage is based on 120VAC

Features

Rugged one-piece, die-cast aluminum housing secures the thermally conductive LED panel and electrical chamber
Housing is completely sealed against moisture and environmental contaminants.

Available in IES Type III, IV, V distributions

Light engines are available in standard 4000 K and 5000 K (70 CRI) configurations.

The optics can conform to dark sky requirement.

Ambient operating temperature from -40°C to 45°C

UL Wet Location Listed.

LUMENS	32000/40000 Lumens
CCT	40K, 50K
CRI	70
VOLTAGE	120-277VAC/347-480VAC
MOUNTING	Arm Mount, Slipfitter Mount, Wall Mount
DISTRIBUTION	Type III, Type IV, Type V
EMERGENCY	N/A
WORKING TEMPERATURE	-40°C to 45°C
LIFETIME	LM80 & TM21 at 100,000 Hours

DISTRIBUTION



Type 3 optics produce an asymmetrical pattern that directs the majority of the light forward and equally on both sides of the luminaire. In a back-to-back configuration, it creates a rectangular pattern which can extend pole spacings.



Type 4 is suitable for applications where light is primarily required forward with minimal backlight. Typical installations include perimeter poles.



Type 5 optics produce a symmetrical square distribution pattern that distributes light equally on all sides of the luminaire. Type 5 luminaires is universal for most area lighting applications



PERFORMANCE

Efficacy up to 130lm/W

OPTICS

- Available in IES Type III, IV, V distributions
Light engines are available in standard 4000 K and 5000 K (70 CRI) configurations.
- Scalable Lumen Packages from 5,360 to 42,000 Lumens replaces up to 1000W Metal Halide.
- Optics is precisely designed to shape the distribution, maximizing efficiency and application spacing.
- For the ultimate level of spill light control, an optional house-side shield accessory can be field or factory installed.
- The optics can conform to dark sky requirement.

CONSTRUCTION

- Rugged one-piece, die-cast aluminum housing secures the thermally conductive LED panel and electrical chamber
- Low profile, 3G vibration rated compact design minimizes wind load requirements.
- Housing is completely sealed against moisture and environmental contaminants.

INSTALLATION

- Suitable for mounting heights ranging from 26-50' in area lighting applications
- Round pole, Square pole, slipfitter and wall mount are available
- The design can be operated by one person to install the whole lamp

ELECTRICAL

Powered by high-quality constant-current power LED drivers which are rated for 50 to 60Hz at 120/277V input. Available in 347V., produce less than 20% THD, and have a power factor of .90 to 1.00.

DIMMING & DRIVER INFORMATION

DIM10 - Flicker Free Dimming Standard (DIM10) 1-10V dimming on either MVOLT 120, 277V.

RATINGS

UL wet location rated

For DesignLights Consortium® (DLC) qualified products please visit www.designlights.org. Not all family members will be listed for DLC Premium or DLC Standard.

Ordering Guide > Example: OAL-302-LED-40000L-DIM10-MVOLT-40K-T3D-BZ

SERIES	PERFORMANCE	DIMMING	VOLTAGE	CCT	DISTRIBUTION	FINISH	ACCESSORIES	MOUNTING	FINISH
OAL-302-LED	32000L - 32000 lumens 40000L - 40000 lumens	DIM10 - 0-10V Dimming	MVOLT - 120-277V 347V - 347V 480V - 480V	40K - 4000K 50K - 5000K	T3D Type III T4D Type IV T5D Type V	BZ - Bronze BK - Black WH - White SI - Silver	PHC - Photocell MS - Motion Sensor	OAL-101/201/301-ACC-PM-G1 OAL-101/201/301-ACC-WM-G1 OAL-101/201/301-ACC-SFM-G1	BZ - Bronze BK - Black WH - White SI - Silver
* For more lumen package option, consult factory			* Support 0-10V dimming, consult factory			* Other colors, consult factory			PM: Pole Mount WM: Wall Mount SFM: Slipfitter Mount * For more mounting options, please see additional mounting accessories page