

Lumi-PRO Extrusion/SURFACE CORNER

Lumi-PRO Extrusion Surface Corner LED profiles are widely embraced in interior design applications, offering a practical and visually appealing lighting solution. Perfect for creating a seamless and sophisticated lighting effect within walls, ceilings, or furniture, these extrusions bring a touch of elegance to any space.

The installation of Lumi-Pro Surface Corner LED Extrusions is a straightforward process that demands minimal effort. Easily integrated into the desired area using screws or clips, these extrusions eliminate the need for complex installation procedures.

Designed specifically for use with our LB series LED Light Strips, these extrusions provide a versatile and customizable lighting solution for distinct spaces within residential, commercial, or hospitality settings.

Example: LP-SHC2-S90-075-8-SI-FTD

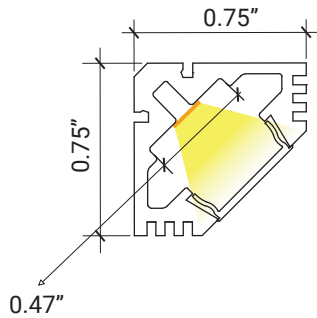
SERIES	EXT. LENGTH	FINISH	OPTICAL LENS
LP-SHC2-S90-075	2-2ft 4-4ft 8-8ft C-Custom	SI - Silver BK - Black WH - White	FTD - Flat Diffuser FTO - Flat Opal ¹ FTT - Flat Transparent ¹ FTB - Flat Black ¹

1.MOQ (minimum order quantity)
required for these options, please consult factory.

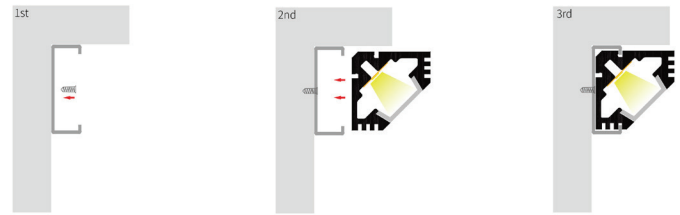
Compatible LB Series-24V LED Strip Light

LB1000-MN Power 2.9W/ft - Voltage 24V - CRI 90+ - LED Qty 37/ft - Lumens 280lm/ft	LB3000-ST Power 3W/ft - Voltage 24V - CRI 90+ - LED Qty 146/ft - Lumens 325lm/ft
LB1000-LR Power 3.1W/ft - Voltage 24V - CRI 90+ - LED Qty 37/ft - Lumens 295lm/ft	LB3000-ST-HE Power 5.8W/ft - Voltage 24V - CRI 90+ - LED Qty 88/ft - Lumens 940lm/ft
LB1000-ST Power 7.2W/ft - Voltage 24V - CRI 95+ - LED Qty 72/ft - Lumens 875lm/ft	LB3000-FC-ST Power 4.6W/ft - Voltage 24V - CRI 90+ - LED Qty 98/ft - Lumens 550lm/ft
LB1000-ST-HO Power 11W/ft - Voltage 24V - CRI 95+ - LED Qty 72/ft - Lumens 1400lm/ft	LB3000-TWH Power 6.1W/ft - Voltage 24V - CRI 90+ - LED Qty 195/ft - Lumens 520lm/ft
LB1000V-ST Power 6.6W/ft - Voltage 24V - CRI98+ - LED Qty 73/ft - Lumens 890lm/ft	LB4000-RGB Power 6.1W/ft - Voltage 24V - LED Qty 51/ft - Lumens 250lm/ft
LB1003-ST Power 3W/ft - Voltage 24V - CRI90+ - LED Qty 55/ft - Lumens 500lm/ft	LB3000-RGBW Power 6.1W/ft - Voltage 24V - LED Qty 256/ft - Lumens 232lm/ft
LB1000-ST-SC Power 7W/ft - Voltage 24V - CRI90+ - LED Qty 61/ft - Lumens 1082lm/ft	LB4000-RGBTWH Power 3.7W/ft - Voltage 24V - LED Qty 18/ft - Lumens 220lm/ft
LB1004-ST Power 5.9W/ft - Voltage 24V - CRI90+ - LED Qty 128/ft - Lumens 380lm/ft	LB4000-RGBW Power 5.9W/ft - Voltage 24V - LED Qty 18/ft - Lumens 250lm/ft

DIMENSIONS



MOUNTING



Profile with surface mounting clip

OPTICAL LENS



FTD - Flat Diffuser INCLUDED

MOUNTING CLIPS



4 Mounting Clips INCLUDED

END CAPS



2 End Caps With Holes INCLUDED




2 End Caps Without Holes INCLUDED

It Can be ordered in 3 different ways.

1. Everything will be shipped separately

RL

- Channel, cover, accessories and tape light will be cut and shipped to your desired length.



Channel, Cover, mounting clips, and end caps.



Tape Light if ordered.

Accessories if ordered.



2. Pre-assembled and shipped separately as two units

PA

- Channel, cover, accessories and tape light will be cut and shipped to your desired length.
- Cover, end caps and clips will be assembled to the channel.
- Wiring accessories will be attached to the tape light.



Channel will be cut and assembled to your desired length.



Wiring accessories attached to the tape light.

3. Fully assembled and shipped as a single unit

FA

- Channel, cover, accessories and tape light will be cut and shipped to your desired length.
- Wiring accessories will be attached to the tape light.
- Tape light will be installed into the channel and ready to use.



Refer to the next page for COMPATIBLE Tape Lights.

COMPATIBLE TAPE LIGHT

Ordering Guide

Power feed, jumpers and connectors compatible with this channel

	LB1000-MN	LB1000-LR	LB1000-ST	LB1000-ST-HO	LB1000V-ST	LB1003-ST	LB1000-ST-SC	LB1004-ST
Soldered Lead (SL)	✓	✓	✓	✓	✓	✓	✓	✓
Soldered Jumper (JPSL)	✓	✓	✓	✓	✓	✓	✓	✓
Power Connector (TW)	X	X	X	X	X	X	X	X
Tape Connector (TT)	X	X	X	X	X	X	X	X
Tape Jumper (JP)	X	X	X	X	X	X	X	X
Closed End (CE)	✓	✓	✓	✓	✓	✓	✓	✓
DC Connector Male-(DCM)	✓	✓	✓	✓	✓	✓	✓	✓
DC Connector Female-(DCF)	✓	✓	✓	✓	✓	✓	✓	✓

Power feed, jumpers and connectors compatible with this channel

	LB3000-ST	LB3000-ST-HE	LB3000-FC-ST	LB3000-TWH	LB4000-RGB	LB3000-RGBW	LB4000-RGBTWH	LB4000-RGBW
Soldered Lead (SL)	✓	✓	✓	✓	✓	✓	✓	✓
Soldered Jumper (JPSL)	✓	✓	✓	✓	✓	✓	✓	✓
Power Connector (TW)	✓	✓	✓	✓	X	X	X	X
Tape Connector (TT)	✓	✓	✓	✓	X	X	X	X
Tape Jumper (JP)	✓	✓	✓	✓	X	X	X	X
Closed End (CE)	✓	✓	✓	✓	✓	✓	✓	✓
DC Connector Male-(DCM)	✓	✓	✓	✓	✓	✓	✓	✓
DC Connector Female-(DCF)	✓	✓	✓	✓	✓	✓	✓	✓

SL= Soldered Lead **JPSL**= Soldered Jumper **DCM**=DC Connector Male soldered **DCF**=DC Connector Female soldered
TW=Tape to Wire Power Feed **TT**=Tape to Tape Connector **JP**=Jumper Wire for Connectors **CE**=Closed end no connector

X Not compatible with this channel.

NOTE: The endcap hole should be enlarged to allow wiring to pass through, or the channel may be used without endcaps.

COMPATIBLE TAPE LIGHT
Ordering Guide

Power feed, jumpers and connectors compatible with this channel

	LB1000-WDM						
Soldered Lead (SL)	✓						
Soldered Jumper (JPSL)	✓						
Power Connector (TW)	X						
Tape Connector (TT)	X						
Tape Jumper (JP)	X						
Closed End (CE)	✓						
DC Connector Male-(DCM)	✓						
DC Connector Female-(DCF)	✓						


SL= Soldered Lead **JPSL**= Soldered Jumper **DCM**=DC Connector Male soldered **DCF**=DC Connector Female soldered
TW=Tape to Wire Power Feed **TT**=Tape to Tape Connector **JP**=Jumper Wire for Connectors **CE**=Closed end no connector



Not compatible with this channel.

NOTE: The endcap hole should be enlarged to allow wiring to pass through, or the channel may be used without endcaps.

MINI LED Strip Light



Series-LB1000-MN | 280lm/ft - 2.9W/ft
Indoor Strip Light
Width / 0.16"/4mm
37 LEDs/FT

SERIES	WATTAGE	LENGTH	CCT	VOLTAGE	WIRING ACCESSORIES
LB1000-MN	2.9W - 2.9W/ft	16F - 16ft Roll C - Custom	27K - 2700K 30K - 3000K 35K - 3500K 40K - 4000K 50K - 5000K	24V - 24V	DCM - Wire to Wire Male Connector DCF - Wire to Wire Female Connector SL-2 - Soldered Lead JPSL-2 - Soldered Jumper
SHIPPING OPTIONS					
RL - Rolls 16ft PA - Pre-Assembled FA - Fully Assembled					

Static LED Strip Light



Series-LB1000-LR | 295lm/ft - 3.1W/ft
Indoor Strip Light
Width / 0.39"/10mm
37 LEDs/FT

SERIES	WATTAGE	LENGTH	CCT	VOLTAGE	WIRING ACCESSORIES
LB1000-LR	3.1W - 3.1W/ft	52F - 52ft Roll C - Custom	30K - 3000K 40K - 4000K 50K - 5000K	24V - 24V	TT10-2 - Tape to Tape Connector TW10-2 - Tape to Wire Connector JP10-2 - Tape to Tape Jumper DCM - DC Male Connector DCF - DC Female Connector SL-2 - Soldered Lead JPSL-2 - Soldered Jumper
SHIPPING OPTIONS					
RL - Rolls 52ft PA - Pre-Assembled FA - Fully Assembled					

Tight-Pitch LED Strip Light



Series-LB1000-ST | 235lm/ft - 1.9W/ft
Indoor Strip Light
Width / 0.39"/10mm
72 LEDs/FT

SERIES	WATTAGE	LENGTH	CCT	VOLTAGE	WIRING ACCESSORIES
LB1000-ST	1.9W - 1.9W/ft 4.6W - 4.6W/ft 7.2W - 7.2W/ft	16F - 16ft Roll C - Custom	27K - 2700K 30K - 3000K 35K - 3500K 40K - 4000K 50K - 5000K 60K - 6000K	24V - 24V	TT10-2T - Tape to Tape Connector TW10-2T - Power Connector JP10-2T - Tape to Tape Jumper DCM - Wire to Wire Male Connector DCF - Wire to Wire Female Connector SL-2 - Soldered Lead JPSL-2 - Soldered Jumper
SHIPPING OPTIONS					
RL - Rolls 16ft PA - Pre-Assembled FA - Fully Assembled					

High-Output LED Strip Light




Series-LB1000-ST-HO | 1120lm/ft - 9W/ft
Indoor Strip Light
Width / 0.39"/10mm
72 LEDs/FT

SERIES	WATTAGE	LENGTH	CCT	VOLTAGE	WIRING ACCESSORIES
LB1000-ST-HO	9W - 9W/ft 11W - 11W/ft	16F - 16ft Roll C - Custom	27K - 2700K 30K - 3000K 35K - 3500K 40K - 4000K 50K - 5000K 60K - 6000K	24V - 24V	TT10-2T - Tape to Tape Connector TW10-2T - Power Connector JP10-2T - Tape to Tape Jumper DCM - Wire to Wire Male Connector DCF - Wire to Wire Female Connector SL-2 - Soldered Lead JPSL-2 - Soldered Jumper
SHIPPING OPTIONS					
RL - Rolls 16ft PA - Pre-Assembled FA - Fully Assembled					



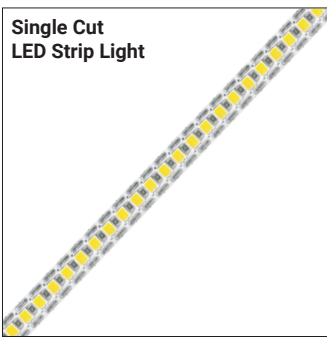
Series-LB1000V-ST Indoor Strip Light Width / 0.39" / 10mm 73 LEDs/FT	890lm/ft-6.6W/ft
---	-------------------------

LB1000V-ST					
SERIES	WATTAGE	LENGTH	CCT	VOLTAGE	WIRING ACCESSORIES
LB1000V-ST	6.6W - 6.6W/ft	16F - 16ft Roll C - Custom	27K - 2700K 30K - 3000K 35K - 3500K 40K - 4000K 50K - 5000K	24V - 24V	TW10-2T - Tape to Wire Connector JP10-2T - Tape to Tape Jumper DCM - DC Male Connector DCF - DC Female Connector SL-2 - Soldered Lead JPSL-2 - Soldered Jumper
SHIPPING OPTIONS					



Series-LB1003-ST Indoor Strip Light Width / 0.3" / 8mm 55 LEDs/FT	500lm/ft - 3W/ft
--	-------------------------

LB1003-ST					
SERIES	WATTAGE	LENGTH	CCT	VOLTAGE	WIRING ACCESSORIES
LB1003-ST	3W - 2.9W/ft	16F - 16ft Roll C - Custom	27K - 2700K 30K - 3000K 35K - 3500K 40K - 4000K 50K - 5000K 65K - 6500K	24V - 24V	TW8-2 - Power Connector JP8-2 - Tape to Tape Jumper DCM - Wire to Wire Male Connector DCF - Wire to Wire Female Connector SL-2 - Soldered Lead JP SL-2 - Soldered Jumper
<div></div>					
SHIPPING OPTIONS					



Series-LB1000-ST-SC Indoor Strip Light Width / 0.3" / 8mm 61 LEDs/FT	1082lm/ft-7W/ft
---	------------------------

LB1000-ST-SC					
SERIES	WATTAGE	LENGTH	CCT	VOLTAGE	WIRING ACCESSORIES
LB1000-ST-SC	7W - 7.3W/ft	13F - 13ft Roll C - Custom	27K - 2700K 30K - 3000K 35K - 3500K 40K - 4000K 50K - 5000K 65K - 6500K	24V - 24V	TW8-2 - Tape to Wire Connector JP8-2 - Tape to Tape Jumper DCM - DC Male Connector DCF - DC Female Connector SL-2 - Soldered Lead JPSL-2 - Soldered Jumper
SHIPPING OPTIONS					



Series-LB1004-ST	380lm/ft - 6W/ft
Indoor Strip Light	
Width / 0.39" / 10mm	
128 LEDs/FT	

LB1004-ST					
SERIES	WATTAGE	LENGTH	CCT	VOLTAGE	WIRING ACCESSORIES
LB1004-ST	6W- 5.9W/ft	16F - 16ft Roll C - Custom	22K - 2200K 25K - 2500K 27K - 2700K 30K - 3000K 35K - 3500K 40K - 4000K 50K - 5000K 60K - 6000K	24V - 24V	TW10-2MN - Power Connector JP10-2MN - Tape to Tape Jumper DCM - Wire to Wire Male Connector DCF - Wire to Wire Female Connector SL-2 - Soldered Lead JPSL-2 - Soldered Jumper
SHIPPING OPTIONS					

**COB Static White
LED Strip Light**



Series-LB3000-ST | 325lm/ft - 3W/ft
Indoor Strip Light
Width / 0.3"/8mm
146 LEDs/FT

LB3000-ST					
SERIES	WATTAGE	LENGTH	CCT	VOLTAGE	WIRING ACCESSORIES
LB3000-ST	3W - 3W/ft	16F - 16ft Roll C - Custom	27K - 2700K 30K - 3000K 35K - 3500K 40K - 4000K 50K - 5000K 60K - 6000K	24V - 24V	TT8-2C - Tape to Tape Connector TW8-2C - Power Connector JP8-2C - Tape to Tape Jumper DCM - Wire to Wire Male Connector DCF - Wire to Wire Female Connector SL-2 - Soldered Lead JPSL-2 - Soldered Jumper
SHIPPING OPTIONS					
RL - Rolls 16ft PA - Pre-Assembled FA - Fully Assembled					



Series-LB3000-ST-HE | 940lm/ft - 5.8W/ft
Indoor Strip Light
Width / 0.39" / 10mm
88 LEDs/FT

LB3000-ST-HE					
SERIES	WATTAGE	LENGTH	CCT	VOLTAGE	WIRING ACCESSORIES
LB3000-ST-HE	5.8W - 5.8W/ft	16F - 16ft Roll C - Custom	27K - 2700K 30K - 3000K 35K - 3500K 40K - 4000K 50K - 5000K	24V - 24V	TT10-2BC - Tape to Tape Connector TW10-2BC - Tape to Wire Connector JP10-2BC - Tape to Tape Jumper DCM - DC Male Connector DCF - DC Female Connector SL-2 - Soldered Lead JPSL-2 - Soldered Jumper
SHIPPING OPTIONS					
RL - Rolls 16ft PA - Pre-Assembled FA - Fully Assembled					

**COB Free-Cut
LED Strip Light**



Series-LB3000-FC-ST | 550lm/ft - 4.6W/ft
Indoor Strip Light
Width / 0.39" / 10mm
98 LEDs/FT

LB3000-FC-ST					
SERIES	WATTAGE	LENGTH	CCT	VOLTAGE	WIRING ACCESSORIES
LB3000-FC-ST	4.6W - 4.6W/ft	16F - 16ft Roll C - Custom	27K - 2700K 30K - 3000K 35K - 3500K 40K - 4000K 50K - 5000K	24V - 24V	TT10-2BC - Tape to Tape Connector TW10-2BC - Tape to Wire Connector JP10-2BC - Tape to Tape Jumper DCM - DC Male Connector DCF - DC Female Connector SL-2 - Soldered Lead JPSL-2 - Soldered Jumper
SHIPPING OPTIONS					
RL - Rolls 16ft PA - Pre-Assembled FA - Fully Assembled					


**COB Tunable White
LED Strip Light**



Series-LB3000-TWH | 520lm/ft - 6.1W/ft
Indoor Strip Light
Width / 0.39"/10mm
195 LEDs/FT

LB3000					
SERIES	WATTAGE	LENGTH	TECHNOLOGY	VOLTAGE	WIRING ACCESSORIES
LB3000	6.1W - 6.1W/ft	16F - 16ft Roll C - Custom	TWH-65K-27K - TWH/6500K-2700K	24V - 24V	TW10-3C - Power Connector JP10-3C - Tape to Tape Jumper SL-3 - Soldered Lead JPSL-3 - Soldered Jumper
SHIPPING OPTIONS					
RL - Rolls 16ft PA - Pre-Assembled FA - Fully Assembled					

**RGB
LED Strip Light**



Series-LB4000-RGB | 250lm/ft - 6.1W/ft
Indoor Strip Light
Width / 0.39" / 10mm
51 LEDs/FT

LB4000					
SERIES	WATTAGE	LENGTH	COLOR	VOLTAGE	WIRING ACCESSORIES
LB4000	6.1W - 6.1W/ft	16F - 16ft Roll C - Custom	RGB - RGB	24V - 24V	TT10-4 - Tape to Tape Connector TW10-4 - Power Connector JP10-4 - Tape to Tape Jumper SL-4 - Soldered Lead JPSL-4 - Soldered Jumper
SHIPPING OPTIONS					
RL - Rolls 16ft PA - Pre-Assembled FA - Fully Assembled					

**COB Linear RGBW
LED Strip Light**



Series-LB3000-RGBW | 255lm/ft - 6.1W/ft
Indoor Strip Light
Width / 0.47" / 12mm
256 LEDs/FT

LB3000					
SERIES	WATTAGE	LENGTH	COLOR	VOLTAGE	WIRING ACCESSORIES
LB3000	6.1W - 6.1W/ft	16F - 16ft Roll C - Custom	RGBW - RGBW	24V - 24V	TW12-5C - Power Connector JP12-5C - Tape to Tape Jumper SL-5 - Soldered Lead JPSL-5 - Soldered Jumper
SHIPPING OPTIONS					
RL - Rolls 16ft PA - Pre-Assembled FA - Fully Assembled					

**RGB & Tunable White
LED Strip Light**



Series-LB4000-RGBTWH | 220lm/ft - 3.7W/ft
Indoor Strip Light
Width / 0.47" / 12mm
18 LEDs/FT

LB4000					
SERIES	WATTAGE	LENGTH	COLOR	VOLTAGE	WIRING ACCESSORIES
LB4000	3.7W - 3.7W/ft	16F - 16ft Roll C - Custom	RGB/TWH- RGB/TWH	24V - 24V	TW12-6 - Power Connector JP12-6 - Tape to Tape Jumper SL-6 - Soldered Lead JPSL-6 - Soldered Jumper
SHIPPING OPTIONS					
RL - Rolls 16ft PA - Pre-Assembled FA - Fully Assembled					

**RGBW
LED Strip Light**



Series-LB4000-RGBW | 250lm/ft - 5.9W/ft
Indoor Strip Light
Width / 0.47" / 12mm
18 LEDs/FT

LB4000					
SERIES	WATTAGE	LENGTH	COLOR	VOLTAGE	WIRING ACCESSORIES
LB4000	5.9W - 5.9W/ft	16F - 16ft Roll C - Custom	RGBW - RGBW	24V - 24V	TW12-5 - Power Connector JP12-5 - Tape to Tape Jumper SL-5 - Soldered Lead JPSL-5 - Soldered Jumper
SHIPPING OPTIONS					
RL - Rolls 16ft PA - Pre-Assembled FA - Fully Assembled					



Warm Dim
LED Strip Light



Series-LB1000-WDM | 515lm/ft - 4.4W/ft
Indoor Tape Light
Width / 0.47"/12mm
51 LEDs/FT

LB1000					
SERIES	WATTAGE	LENGTH	TECHNOLOGY	VOLTAGE	WIRING ACCESSORIES

LB1000	4.4W - 4.4W/ft	16F - 16ft Roll C - Custom	WDM-30K-18K - WDM/30K-18K	24V - 24V	TT12-2 - Tape to Tape Connector TW12-2 - Power Connector JP12-2 - Tape to Tape Jumper DCM - Male Connector DCF - Female Connector SL-2 - Soldered Lead JPSL-2 - Soldered Jumper
---------------	-----------------------	---	----------------------------------	------------------	--



SHIPPING OPTIONS

RL - Rolls 16ft
PA - Pre-Assembled
FA - Fully Assembled