

Lumi-PRO Extrusion SUSPENDED

Lumi-Pro Extrusion Suspended LED profiles are widely embraced in interior design applications, offering a practical and visually appealing lighting solution. **Perfect for creating a seamless and sophisticated lighting effect within ceilings**, these extrusions bring a touch of elegance to any space.

The installation of **Lumi-Pro Suspended LED Extrusions** is a straightforward process that demands minimal effort. Easily integrated into the desired area using **adjustable cords**, these extrusions eliminate the need for complex installation procedures.

Designed specifically for use with our **LB series LED Light Strips**, these extrusions provide a versatile and customizable lighting solution for distinct spaces within **residential, commercial, or hospitality** settings.

Example: LP-MDC-SPD-1-8-SI-FTD

SERIES	EXT. LENGTH	FINISH	OPTICAL LENS	CLIP
LP-MDC-SPD-1	2 - 2ft 4 - 4ft 8 - 8ft C - Custom	SI - Silver BK - Black ¹ WH - White ¹	FTD - Flat Diffuser FTO - Flat Opal ¹ FTT - Flat Transparent ¹ FTB - Flat Black ¹	PC - Pendant Cable SC - Surface Clip

¹.MOQ (minimum order quantity)required for these options, please consult factory.

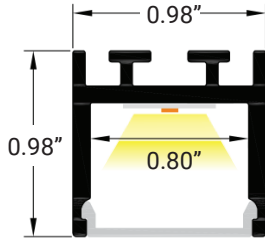


LB Series 24V LED Strip Light

COMPATIBLE STRIP LIGHT

LB1000-MN	Power 2.9W/ft - Voltage 24V - CRI 90+ - LED Qty 37/ft - Lumens 280lm/ft	LB1003-ST	Power 2.9W/ft - Voltage 24V - CRI90+ - LED Qty 55/ft - Lumens 500lm/ft
LB1000-LR	Power 3.1W/ft - Voltage 24V - CRI 90+ - LED Qty 37/ft - Lumens 295lm/ft	LB3000-ST	Power 3.0W/ft - Voltage 24V - CRI 90+ - LED Qty 146/ft - Lumens 325lm/ft
LB1000-ST	Power 11W/ft - Voltage 24V - CRI 95+ - LED Qty 72/ft - Lumens 1400lm/ft	LB3000-TWH	Power 6.1W/ft - Voltage 24V - CRI 90+ - LED Qty 195/ft - Lumens 520lm/ft
LB1000-WL-ST	Power 4.6W/ft - Voltage 24V - CRI95+ - LED Qty 72/ft - Lumens 565lm/ft	LB3000-RGBW	Power 6.1W/ft - Voltage 24V - LED Qty 256/ft - Lumens 255lm/ft
LB1000-WDM	Power 4.4W/ft - Voltage 24V - CRI 90+ - LED Qty 51/ft - Lumens 515lm/ft	LB4000-RGBTWH	Power 3.7W/ft - Voltage 24V - LED Qty 18/ft - Lumens 220lm/ft
LB1004-ST	Power 5.9W/ft - Voltage 24V - CRI90+ - LED Qty 128/ft - Lumens 380lm/ft	LB4000-RGBW	Power 5.9W/ft - Voltage 24V - LED Qty 18/ft - Lumens 250lm/ft

DIMENSIONS



MOUNTING



Profile with surface clip mounting



Surface Clip/**INCLUDED**



Profile with pendant cable mounting




Pendant Cable/**INCLUDED**

Only **ONE** option will be delivered.

OPTICAL LENSES



FTD - Flat Diffuser



FTB - Flat Black

END CAPS/INCLUDED



WH/With Hole



WTH/Without Hole

Surface clip or Pendant Cable, and end caps included.

It Can be ordered in 3 different ways.

1. Everything will be shipped separately

- Channel, cover, accessories and tape light will be cut and shipped to your desired length.



Channel, Cover, mounting clips, and end caps.



Tape Light if ordered.

Accessories if ordered.



2. Pre-assembled and shipped separately as two units

- Channel, cover, accessories and tape light will be cut and shipped to your desired length.
- Cover, end caps and clips will be assembled to the channel.
- Wiring accessories will be attached to the tape light.



Channel will be cut and assembled to your desired length.



Wiring accessories attached to the tape light.

3. Fully assembled and shipped as a single unit

- Channel, cover, accessories and tape light will be cut and shipped to your desired length.
- Wiring accessories will be attached to the tape light.
- Tape light will be installed into the channel and ready to use.



Refer to the next page for **COMPATIBLE** Tape Lights.

COMPATIBLE STRIP LIGHT Ordering Guide

	LB1000- MN	LB1000- LR	LB1000- ST	LB1000- WL-ST	LB1000- WDM	LB1004- ST	LB1003- ST	LB3000- ST	LB3000- TWH	LB3000- RGBW	LB4000- RGBTW H	LB4000- RGBW	LB4000- RGB	LB9000- RGBW
	MINI LED Static White	Static White	Static White	Outdoor Static White	Warm Dim LED	Mini Neon	High efficiency	COB White	COVE Linear Tunable White	COB Linear RGBW	RGB Tunable White	RGB White	RGB	RGB- DMX
CCT	2.7K	3K	27K	3K	18/3K	22K	27K	27K	2.7/6.5K	3K	27/65	3K	RGB	RGBW
	3k	4K	3K	4K	2.7/6.5K	27K	3K	3K						3K
	35K	5K	3.5K	5K		3K	35K	35K						
	4K		4K			4K	4K	4K						
	5K		5K			5K	5K	5K						
			6.5K			6K	6.5k	6K						
W/LF	2.9	3.1	1.9	1.9	4.4	5.9	2.9	3	6.1	6.1	3.7	5.9	6.1	6
			4.6	4.6										
			7.2											
			9											
			11											

ST-1000 7.2, 9.0 and 11 W/LF for use with connector compatible channel only.

Power feed, jumpers and tape connectors compatible with this channel

Specify (1) Option for each end of LED Strip														
Soldered Lead	SL-2	SL-2	SL-2	X	SL-2	SL-2	SL-2	SL-2	SL-3	SL-5	SL-6	SL-5	SL-4	SL-5D
Soldered Jumper	JPSL-2	JPSL-2	JPSL-2	X	JPSL-2	JPSL-2	JPSL-2	JPSL-2	JPSL-3	JPSL-5	JPSL-6	JPSL-5	JPSL-4	JPSL-5D
Power Connector	X	TW10-2	TW10-2T	TW12-2WL	TW12-2	TW10-MN	TW8-2	TW8-2C	TW10-3C	TW12-5C	TW12-6	TW14-5	TW10-4	TW12-5D
Tape Connector	X	TT10-2	TT10-2T	TT12-2WL	TT12-2	TT10-MN	TT8-2	TT8-2C	TT10-3C	TT12-5C	TT12-6	TT14-5	TT10-4	TT12-5D
Tape Jumper	X	JP10-2	JP10-2T	JP12-2WL	JP12-2	JP10-2MN	JP8-2	JP8-2C	JP10-3C	JP12-5C	JP12-6	JP14-5	JP10-4	JP12-5D
Closed End	CE	CE	CE	CE	CE	CE	CE	CE	CE	CE	CE	CE	CE	CE
DC Connector Male-soldered	DCM	DCM	DCM	X	DCM	DCM	DCM	DCM	X	X	X	X	X	X
DC Connector Female-soldered	DCF	DCF	DCF	X	DCF	DCF	DCF	DCF	X	X	X	X	X	X

SL= Soldered Lead **JPSL**= Soldered Jumper **DCM**=DC Connector Male soldered **DCF**=DC Connector Female soldered

TW=Tape to Wire Power Feed **TT**=Tape to Tape Connector **JP**=Jumper Wire for Connectors **CE**=Closed end no connector

Not available with this channel



Series-LB1000-MN | 280lm/ft - 2.9W/ft
Indoor Strip Light
Width / 0.16"/4mm
37 LEDs/FT

LB1000-MN					
-----------	--	--	--	--	--

SERIES	WATTAGE	LENGTH	CCT	VOLTAGE	WIRING ACCESSORIES
LB1000-MN	2.9W - 2.9W/ft	16F - 16ft Roll	27K - 2700K 30K - 3000K 35K - 3500K 40K - 4000K 50K - 5000K	24V - 24V	DCM - Wire to Wire Male Connector DCF - Wire to Wire Female Connector SL-2 - Soldered Lead JPSL-2 - Soldered Jumper

CHANNEL	STRIP LIGHT	WIRING ACCESSORIES

ASB - Assembled
SEP - Separated

INS - Installed
SEP - Separated

INS - Installed
SEP - Separated



Series-LB1000-LR | 295lm/ft - 3.1W/ft
Indoor Strip Light
Width / 0.39"/10mm
37 LEDs/FT

LB1000-LR					
-----------	--	--	--	--	--

SERIES	WATTAGE	LENGTH	CCT	VOLTAGE	WIRING ACCESSORIES
LB1000-LR	3.1W - 3.1W/ft	52F - 52ft Roll	30K - 3000K 40K - 4000K 50K - 5000K	24V - 24V	TW10-2 - Power Connector TT10-2 - Tape to Tape Connector JP10-2 - Tape to Tape Jumper DCM - Wire to Wire Male Connector DCF - Wire to Wire Female Connector SL-2 - Soldered Lead JPSL-2 - Soldered Jumper

CHANNEL	STRIP LIGHT	WIRING ACCESSORIES

ASB - Assembled
SEP - Separated

INS - Installed
SEP - Separated

INS - Installed
SEP - Separated



Series-LB1000-ST | 235lm/ft - 1.9W/ft
Indoor Strip Light
Width / 0.39"/10mm
72 LEDs/FT

565lm/ft - 4.6W/ft
875lm/ft - 7.2W/ft
1120lm/ft - 9.0W/ft
1400lm/ft - 11.1W/ft

LB1000-ST					
-----------	--	--	--	--	--

SERIES	WATTAGE	LENGTH	CCT	VOLTAGE	WIRING ACCESSORIES
LB1000-ST	1.9W - 1.9W/ft 4.6W - 4.6W/ft 7.2W - 7.2W/ft 9.0W - 9.0W/ft 11W - 11W/ft	16F - 16ft Roll	27K - 2700K 30K - 3000K 35K - 3500K 40K - 4000K 50K - 5000K 65K - 6500K	24V - 24V	TW10-2T - Power Connector TT10-2T - Tape to Tape Connector JP10-2T - Tape to Tape Jumper DCM - Wire to Wire Male Connector DCF - Wire to Wire Female Connector SL-2 - Soldered Lead JPSL-2 - Soldered Jumper

CHANNEL	STRIP LIGHT	WIRING ACCESSORIES

ASB - Assembled
SEP - Separated

INS - Installed
SEP - Separated

INS - Installed
SEP - Separated



Series-LB1000-WL-ST | 215lm/ft - 1.9W/ft
Outdoor Strip Light
Width / 0.53" / 13mm
72 LEDs/FT

565lm/ft - 4.6W/ft

LB1000-WL-ST					
--------------	--	--	--	--	--

SERIES	WATTAGE	LENGTH	CCT	VOLTAGE	WIRING ACCESSORIES
LB1000-WL-ST	1.9W - 1.9W/ft 4.6W - 4.6W/ft	16F - 16ft Roll	30K - 3000K 40K - 4000K 50K - 5000K	24V - 24V	TW12-2WL - Power Connector TT12-2WL - Tape to Tape Connector JP12-2WL - Tape to Tape Jumper DCM - Wire to Wire Male Connector DCF - Wire to Wire Female Connector

CHANNEL	TAPE LIGHT	WIRING ACCESSORIES

ASB - Assembled
SEP - Separated

INS - Installed
SEP - Separated

INS - Installed
SEP - Separated



Warm Dim LED Strip Light



Series-LB1000-WDM | 515lm/ft - 4.4W/ft
Indoor Tape Light
Width / 0.47"
51 LEDs/FT

LB1000					
--------	--	--	--	--	--

SERIES	WATTAGE	LENGTH	TECHNOLOGY	VOLTAGE	WIRING ACCESSORIES
LB1000	4.4W - 4.4W/ft	16F - 16ft Roll	WDM-18K-30K - WDM/18K-30K WDM-27K-65K - WDM/27K-65K	24V - 24V	TW12-2 - Power Connector TT12-2 - Tape to Tape Connector JP12-2 - Tape to Tape Jumper DCM - Male Connector DCF - Female Connector SL-2 - Soldered Lead JPSL-2 - Soldered Jumper

CHANNEL	TAPE LIGHT	WIRING ACCESSORIES

ASB - Assembled INS - Installed
SEP - Separated SEP - Separated INS - Installed
SEP - Separated

MINI Neon Linear LED Strip Light



Series-LB1004-ST | 380lm/ft - 5.9W/ft
Indoor Strip Light
Width / 0.39" / 10mm
128 LEDs/FT

LB1004-ST					
-----------	--	--	--	--	--

SERIES	WATTAGE	LENGTH	CCT	VOLTAGE	WIRING ACCESSORIES
LB1004-ST	6W - 5.9W/ft	16F - 16ft Roll	22K - 2200K 25K - 2500K 27K - 2700K 30K - 3000K 35K - 3500K 40K - 4000K 50K - 5000K 60K - 6000K	24V - 24V	TW10-MN - Power Connector TT10-MN - Tape to Tape Connector JP10-2MN - Tape to Tape Jumper DCM - Wire to Wire Male Connector DCF - Wire to Wire Female Connector SL-2 - Soldered Lead JPSL-2 - Soldered Jumper

CHANNEL	STRIP LIGHT	WIRING ACCESSORIES

ASB - Assembled INS - Installed
SEP - Separated SEP - Separated INS - Installed
SEP - Separated

High Efficiency LED Strip Light



Series-LB1003-ST | 500lm/ft - 2.9W/ft
Indoor Strip Light
Width / 0.31" / 8mm
55 LEDs/FT

LB1003-ST					
-----------	--	--	--	--	--

SERIES	WATTAGE	LENGTH	CCT	VOLTAGE	WIRING ACCESSORIES
LB1003-ST	3W - 2.9W/ft	16F - 16ft Roll	27K - 2700K 30K - 3000K 35K - 3500K 40K - 4000K 50K - 5000K 65K - 6500K	24V - 24V	TW8-2 - Power Connector TT8-2 - Tape to Tape Connector JP8-2 - Tape to Tape Jumper DCM - Wire to Wire Male Connector DCF - Wire to Wire Female Connector SL-2 - Soldered Lead JPSL-2 - Soldered Jumper

CHANNEL	TAPE LIGHT	WIRING ACCESSORIES

ASB - Assembled INS - Installed
SEP - Separated SEP - Separated INS - Installed
SEP - Separated

COB Static White LED Strip Light




Series-LB3000-ST | 325lm/ft - 3W/ft
Indoor Strip Light
Width / 0.3"/8mm
146 LEDs/FT

LB3000-ST					
-----------	--	--	--	--	--

SERIES	WATTAGE	LENGTH	CCT	VOLTAGE	WIRING ACCESSORIES
LB3000-ST	3W - 3W/ft	16F - 16ft Roll	27K - 2700K 30K - 3000K 35K - 3500K 40K - 4000K 50K - 5000K 60K - 6000K	24V - 24V	TW8-2C - Power Connector TT8-2C - Tape to Tape Connector JP8-2C - Tape to Tape Jumper DCM - Wire to Wire Male Connector DCF - Wire to Wire Female Connector SL-2 - Soldered Lead JPSL-2 - Soldered Jumper

CHANNEL	STRIP LIGHT	WIRING ACCESSORIES

ASB - Assembled INS - Installed
SEP - Separated SEP - Separated INS - Installed
SEP - Separated



Series-LB3000-TWH | 520lm/ft - 6.1W/ft
Indoor Strip Light
Width / 0.39"/10mm
195 LEDs/FT

SERIES	WATTAGE	LENGTH	TECHNOLOGY	VOLTAGE	WIRING ACCESSORIES
LB3000	6.1W - 6.1W/ft	16F - 16ft Roll	TWH-27K-65K - TWH/2700K-6500K	24V - 24V	TW10-3C - Power Connector TT10-3C - Tape to Tape Connector JP10-3C - Tape to Tape Jumper SL-3 - Soldered Lead JPSL-3 - Soldered Jumper

CHANNEL	STRIP LIGHT	WIRING ACCESSORIES
ASB - Assembled SEP - Separated	INS - Installed SEP - Separated	INS - Installed SEP - Separated



Series-LB3000-RGBW | 255lm/ft - 6.1W/ft
Indoor Strip Light
Width / 0.47"/12mm
256 LEDs/FT

SERIES	WATTAGE	LENGTH	COLOR	VOLTAGE	WIRING ACCESSORIES
LB3000	6.1W - 6.1W/ft	16F - 16ft Roll	RGBW - RGBW	24V - 24V	TW12-5C - Power Connector TT12-5C - Tape to Tape Connector JP12-5C - Tape to Tape Jumper SL-5 - Soldered Lead JPSL-5 - Soldered Jumper

CHANNEL	TAPE LIGHT	WIRING ACCESSORIES
ASB - Assembled SEP - Separated	INS - Installed SEP - Separated	INS - Installed SEP - Separated



Series-LB4000-RGBTWH | 220lm/ft - 3.7W/ft
Indoor Strip Light
Width / 0.47"/12mm
18 LEDs/FT

SERIES	WATTAGE	LENGTH	COLOR	VOLTAGE	WIRING ACCESSORIES
LB4000	3.7W - 3.7W/ft	16F - 16ft Roll	RGB/TWH- RGB/TWH	24V - 24V	TW12-6 - Power Connector TT12-6 - Tape to Tape Connector JP12-6 - Tape to Tape Jumper SL-6 - Soldered Lead JPSL-6 - Soldered Jumper


CHANNEL	TAPE LIGHT	WIRING ACCESSORIES
ASB - Assembled SEP - Separated	INS - Installed SEP - Separated	INS - Installed SEP - Separated



Series-LB4000-RGBW | 250lm/ft - 5.9W/ft
Indoor Strip Light
Width / 0.55"/14mm
18 LEDs/FT

SERIES	WATTAGE	LENGTH	COLOR	VOLTAGE	WIRING ACCESSORIES
LB4000	5.9W - 5.9W/ft	16F - 16ft Roll	RGBW - RGBW	24V - 24V	TW14-5 - Power Connector TT14-5 - Tape to Tape Connector JP14-5 - Tape to Tape Jumper SL-5 - Soldered Lead JPSL-5 - Soldered Jumper

CHANNEL	TAPE LIGHT	WIRING ACCESSORIES
ASB - Assembled SEP - Separated	INS - Installed SEP - Separated	INS - Installed SEP - Separated



RGB LED Strip Light
Series-LB4000-RGB | 250lm/ft - 6.1W/ft
Indoor Strip Light
Width / 0.39" / 10mm
51 LEDs/FT

LB4000					
--------	--	--	--	--	--

SERIES	WATTAGE	LENGTH	COLOR	VOLTAGE	WIRING ACCESSORIES
LB4000	6.1W - 6.1W/ft	16F - 16ft Roll	RGB - RGB	24V - 24V	TW10-4 - Power Connector TT10-4 - Tape to Tape Connector JP10-4 - Tape to Tape Jumper SL-4 - Soldered Lead JPSL-4 - Soldered Jumper

CHANNEL	STRIP LIGHT	WIRING ACCESSORIES
ASB - Assembled SEP - Separated	INS - Installed SEP - Separated	INS - Installed SEP - Separated



Individually Addressable LED Strip Light
Series-LB9000-RGBW | 270lm/ft - 6W/ft
Indoor Strip Light
Width / 0.47" / 12mm
18 LEDs/FT

LB9000-RGBW				
-------------	--	--	--	--

SERIES	WATTAGE	LENGTH	VOLTAGE	WIRING ACCESSORIES
LB9000-RGBW	6W - 6W/ft	16F - 16ft Roll	24V - 24V	TW12-5D - Power Connector TT12-5D - Tape to Tape Connector JP12-5D - Tape to Tape Jumper SL-5D - Soldered Lead JPSL-5D - Soldered Jumper

CHANNEL	STRIP LIGHT	WIRING ACCESSORIES
ASB - Assembled SEP - Separated	INS - Installed SEP - Separated	INS - Installed SEP - Separated