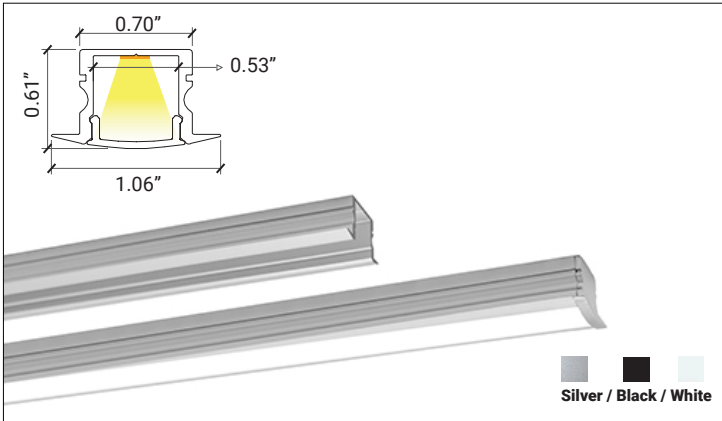




IP20

LP-MDC-RFT-075

Lumi-PRO Extrusion/RECESSED



Lumi-PRO Extrusion RECESSED

Lumi-Pro Extrusion Recessed LED profiles are widely embraced in interior design applications, offering a practical and visually appealing lighting solution specifically designed for recessed installations. Perfect for **creating a seamless and sophisticated lighting effect** within walls, ceilings, or furniture, these extrusions bring a touch of elegance to any space.

The installation of **Lumi-Pro recessed LED profiles** is a straightforward process that demands minimal effort. Easily integrated into the desired recessed area using **screws or clips**, these extrusions eliminate the need for complex installation procedures.

Designed specifically for use with our **LB series LED Light Strips**, these extrusions provide a versatile and customizable lighting solution for distinct recessed spaces within **residential, commercial, or hospitality settings**.

Example: LP-MDC-RFT-075-8-SI-FTD

| SERIES | EXT. LENGTH | FINISH | OPTICAL LENS |
|----------------|---|---|---|
| LP-MDC-RFT-075 | 2 - 2ft 4 - 4ft 8 - 8ft C - Custom | SI - Silver BK - Black ¹ WH - White ¹ | FTD - Flat Diffuser FTO - Flat Opal ¹ FTT - Flat Transparent ¹ FTB - Flat Black ¹ |

¹.MOQ (minimum order quantity)required for these options, please consult factory.

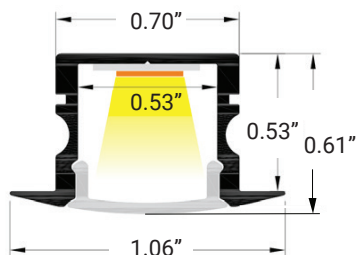


LB Series 24V LED Strip Light

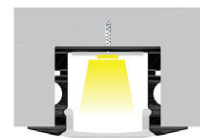
COMPATIBLE STRIP LIGHT

| | | | |
|-------------------|---|----------------------|--|
| LB1000-MN | Power 2.9W/ft - Voltage 24V - CRI 90+ - LED Qty 37/ft - Lumens 280lm/ft | LB3000-ST | Power 3.0W/ft - Voltage 24V - CRI 90+ - LED Qty 146/ft - Lumens 325lm/ft |
| LB1000-LR | Power 3.1W/ft - Voltage 24V - CRI 90+ - LED Qty 37/ft - Lumens 295lm/ft | LB3000-TWH | Power 6.1W/ft - Voltage 24V - CRI 90+ - LED Qty 195/ft - Lumens 520lm/ft |
| LB1000-ST | Power 11W/ft - Voltage 24V - CRI 95+ - LED Qty 72/ft - Lumens 875lm/ft | LB3000-RGBW | Power 6.1W/ft - Voltage 24V - LED Qty 256/ft - Lumens 255lm/ft |
| LB1000-WDM | Power 4.4W/ft - Voltage 24V - CRI 90+ - LED Qty 51/ft - Lumens 515lm/ft | LB4000-RGBTWH | Power 3.7W/ft - Voltage 24V - LED Qty 18/ft - Lumens 220lm/ft |
| LB1004-ST | Power 5.9W/ft - Voltage 24V - CRI90+ - LED Qty 128/ft - Lumens 380lm/ft | LB4000-RGB | Power 6.1W/ft - Voltage 24V - LED Qty 51/ft - Lumens 250lm/ft |
| LB1003-ST | Power 2.9W/ft - Voltage 24V - CRI90+ - LED Qty 55/ft - Lumens 500lm/ft | LB9000-RGBW | Power 6.0W/ft - Voltage 24V - LED Qty 18/ft - Lumens 270lm/ft |

DIMENSIONS




MOUNTING




Mounting the profile directly
using screws without the need for clips

OPTICAL LENSES



FTD - Flat Diffuser



FTB - Flat Black

END CAPS/INCLUDED



WH/With Hole



WTH/Without Hole

It Can be ordered in 3 different ways.

1. Everything will be shipped separately

- Channel, cover, accessories and tape light will be cut and shipped to your desired length.



Channel, Cover, mounting clips,
and end caps.



Tape Light if ordered.

Accessories if ordered.



2. Pre-assembled and shipped separately as two units

- Channel, cover, accessories and tape light will be cut and shipped to your desired length.
- Cover, end caps and clips will be assembled to the channel.
- Wiring accessories will be attached to the tape light.



Channel will be cut and assembled to
your desired length.



Wiring accessories attached to the tape light.

3. Fully assembled and shipped as a single unit

- Channel, cover, accessories and tape light will be cut and shipped to your desired length.
- Wiring accessories will be attached to the tape light.
- Tape light will be installed into the channel and ready to use.



Refer to the next page for
COMPATIBLE Tape Lights.



IP20

COMPATIBLE TAPE LIGHT

LP-MDC-RFT-075

Lumi-PRO Extrusion/RECESSED
Refer to the tape light spec sheet for detailed information.

MINI LED Strip Light



Series-LB1000-MN | 280lm/ft - 2.9W/ft
Indoor Strip Light
Width / 0.16"/4mm
37 LEDs/FT

| LB1000-MN | | | | | |
|-----------|----------------|-----------------|---|-----------|--|
| SERIES | WATTAGE | LENGTH | CCT | VOLTAGE | WIRING ACCESSORIES |
| LB1000-MN | 2.9W - 2.9W/ft | 16F - 16ft Roll | 27K - 2700K 30K - 3000K 35K - 3500K 40K - 4000K 50K - 5000K | 24V - 24V | DCM - Wire to Wire Male Connector DCF - Wire to Wire Female Connector SL-2 - Soldered Lead JPSL-2 - Soldered Jumper |

| CHANNEL | STRIP LIGHT | WIRING ACCESSORIES |
|------------------------------------|------------------------------------|------------------------------------|
| ASB - Assembled SEP - Separated | INS - Installed SEP - Separated | INS - Installed SEP - Separated |

Static LED Strip Light



Series-LB1000-LR | 295lm/ft - 3.1W/ft
Indoor Strip Light
Width / 0.39"/10mm
37 LEDs/FT

| LB1000-LR | | | | | |
|-----------|----------------|-----------------|---|-----------|---|
| SERIES | WATTAGE | LENGTH | CCT | VOLTAGE | WIRING ACCESSORIES |
| LB1000-LR | 3.1W - 3.1W/ft | 52F - 52ft Roll | 30K - 3000K 40K - 4000K 50K - 5000K | 24V - 24V | TW10-2 - Power Connector TT10-2 - Tape to Tape Connector JP10-2 - Tape to Tape Jumper DCM - Wire to Wire Male Connector DCF - Wire to Wire Female Connector SL-2 - Soldered Lead JPSL-2 - Soldered Jumper |

| CHANNEL | STRIP LIGHT | WIRING ACCESSORIES |
|------------------------------------|------------------------------------|------------------------------------|
| ASB - Assembled SEP - Separated | INS - Installed SEP - Separated | INS - Installed SEP - Separated |

Tight-Pitch LED Strip Light



Series-LB1000-ST | 235lm/ft - 1.9W/ft
Indoor Strip Light
Width / 0.39"/10mm
72 LEDs/FT

| LB1000-ST | | | | | |
|-----------|--|-----------------|--|-----------|--|
| SERIES | WATTAGE | LENGTH | CCT | VOLTAGE | WIRING ACCESSORIES |
| LB1000-ST | 1.9W - 1.9W/ft 4.6W - 4.6W/ft 7.2W - 7.2W/ft | 16F - 16ft Roll | 27K - 2700K 30K - 3000K 35K - 3500K 40K - 4000K 50K - 5000K 60K - 6000K | 24V - 24V | TW10-2T - Power Connector TT10-2T - Tape to Tape Connector JP10-2T - Tape to Tape Jumper DCM - Wire to Wire Male Connector DCF - Wire to Wire Female Connector SL-2 - Soldered Lead JPSL-2 - Soldered Jumper |

| CHANNEL | STRIP LIGHT | WIRING ACCESSORIES |
|------------------------------------|------------------------------------|------------------------------------|
| ASB - Assembled SEP - Separated | INS - Installed SEP - Separated | INS - Installed SEP - Separated |

Warm Dim LED Strip Light



Series-LB1000-WDM | 515lm/ft - 4.4W/ft
Indoor Tape Light
Width / 0.47"/12mm
51 LEDs/FT

| LB1000 | | | | | |
|--------|----------------|-----------------|--|-----------|---|
| SERIES | WATTAGE | LENGTH | TECHNOLOGY | VOLTAGE | WIRING ACCESSORIES |
| LB1000 | 4.4W - 4.4W/ft | 16F - 16ft Roll | WDM-30K-18K - WDM/30K-18K WDM-65K-27K - WDM/65K-27K | 24V - 24V | TW12-2 - Power Connector TT12-2 - Tape to Tape Connector JP12-2 - Tape to Tape Jumper DCM - Male Connector DCF - Female Connector SL-2 - Soldered Lead JPSL-2 - Soldered Jumper |

| CHANNEL | TAPE LIGHT | WIRING ACCESSORIES |
|------------------------------------|------------------------------------|------------------------------------|
| ASB - Assembled SEP - Separated | INS - Installed SEP - Separated | INS - Installed SEP - Separated |



IP20

COMPATIBLE TAPE LIGHT

LP-MDC-RFT-075

Lumi-PRO Extrusion/RECESSED
Refer to the tape light spec sheet for detailed information.

MINI Neon Linear LED Strip Light




Series-LB1004-ST
Indoor Strip Light
Width / 0.39" / 10mm
128 LEDs/FT

| LB1004-ST | | | | | |
|-----------|-------------|-----------------|--|-----------|--|
| SERIES | WATTAGE | LENGTH | CCT | VOLTAGE | WIRING ACCESSORIES |
| LB1004-ST | 6W- 5.9W/ft | 16F - 16ft Roll | 22K - 2200K 25K - 2500K 27K - 2700K 30K - 3000K 35K - 3500K 40K - 4000K 50K - 5000K 60K - 6000K | 24V - 24V | TW10-2MN - Power Connector JP10-2MN - Tape to Tape Jumper DCM - Wire to Wire Male Connector DCF - Wire to Wire Female Connector SL-2 - Soldered Lead JP10-2 - Soldered Jumper |

| CHANNEL | STRIP LIGHT | WIRING ACCESSORIES |
|------------------------------------|------------------------------------|------------------------------------|
| ASB - Assembled SEP - Separated | INS - Installed SEP - Separated | INS - Installed SEP - Separated |

High Efficiency LED Strip Light



Series-LB1003-ST
Indoor Strip Light
Width / 0.3" / 8mm
55 LEDs/FT

| LB1003-ST | | | | | |
|-----------|--------------|-----------------|--|-----------|---|
| SERIES | WATTAGE | LENGTH | CCT | VOLTAGE | WIRING ACCESSORIES |
| LB1003-ST | 3W - 2.9W/ft | 16F - 16ft Roll | 27K - 2700K 30K - 3000K 35K - 3500K 40K - 4000K 50K - 5000K 65K - 6500K | 24V - 24V | TW8-2 - Power Connector JP8-2 - Tape to Tape Jumper DCM - Wire to Wire Male Connector DCF - Wire to Wire Female Connector SL-2 - Soldered Lead JP8-2 - Soldered Jumper |

| CHANNEL | TAPE LIGHT | WIRING ACCESSORIES |
|------------------------------------|------------------------------------|------------------------------------|
| ASB - Assembled SEP - Separated | INS - Installed SEP - Separated | INS - Installed SEP - Separated |

COB Static White LED Strip Light



Series-LB3000-ST
Indoor Strip Light
Width / 0.3" / 8mm
146 LEDs/FT

| LB3000-ST | | | | | |
|-----------|------------|-----------------|--|-----------|--|
| SERIES | WATTAGE | LENGTH | CCT | VOLTAGE | WIRING ACCESSORIES |
| LB3000-ST | 3W - 3W/ft | 16F - 16ft Roll | 27K - 2700K 30K - 3000K 35K - 3500K 40K - 4000K 50K - 5000K 60K - 6000K | 24V - 24V | TW8-2C - Power Connector TT8-2C - Tape to Tape Connector JP8-2C - Tape to Tape Jumper DCM - Wire to Wire Male Connector DCF - Wire to Wire Female Connector SL-2 - Soldered Lead JP8-2 - Soldered Jumper |

| CHANNEL | STRIP LIGHT | WIRING ACCESSORIES |
|------------------------------------|------------------------------------|------------------------------------|
| ASB - Assembled SEP - Separated | INS - Installed SEP - Separated | INS - Installed SEP - Separated |

COB Tunable White LED Strip Light



Series-LB3000-TWH
Indoor Strip Light
Width / 0.39"/10mm
195 LEDs/FT

| LB3000 | | | | | |
|--------|----------------|-----------------|-------------------------------|-----------|--|
| SERIES | WATTAGE | LENGTH | TECHNOLOGY | VOLTAGE | WIRING ACCESSORIES |
| LB3000 | 6.1W - 6.1W/ft | 16F - 16ft Roll | TWH-65K-27K - TWH/6500K-2700K | 24V - 24V | TW10-3C - Power Connector JP10-3C - Tape to Tape Jumper SL-3 - Soldered Lead JP10-3 - Soldered Jumper |

| CHANNEL | STRIP LIGHT | WIRING ACCESSORIES |
|------------------------------------|------------------------------------|------------------------------------|
| ASB - Assembled SEP - Separated | INS - Installed SEP - Separated | INS - Installed SEP - Separated |



COB Linear RGBW LED Strip Light



Series-LB3000-RGBW | 255lm/ft - 6.1W/ft
Indoor Strip Light
Width / 0.47"/12mm
256 LEDs/FT

| LB3000 | | | | | |
|--------|----------------|-----------------|-------------|-----------|--|
| SERIES | WATTAGE | LENGTH | COLOR | VOLTAGE | WIRING ACCESSORIES |
| LB3000 | 6.1W - 6.1W/ft | 16F - 16ft Roll | RGBW - RGBW | 24V - 24V | TW12-5C - Power Connector JP12-5C - Tape to Tape Jumper SL-5 - Soldered Lead JPSL-5 - Soldered Jumper |

| CHANNEL | TAPE LIGHT | WIRING ACCESSORIES |
|------------------------------------|------------------------------------|------------------------------------|
| ASB - Assembled SEP - Separated | INS - Installed SEP - Separated | INS - Installed SEP - Separated |

RGB & Tunable White LED Strip Light




Series-LB4000-RGBTWH | 220lm/ft - 3.7W/ft
Indoor Strip Light
Width / 0.47"/12mm
18 LEDs/FT

| LB4000 | | | | | |
|--------|----------------|-----------------|-------------------|-----------|--|
| SERIES | WATTAGE | LENGTH | COLOR | VOLTAGE | WIRING ACCESSORIES |
| LB4000 | 3.7W - 3.7W/ft | 16F - 16ft Roll | RGB/TWH - RGB/TWH | 24V - 24V | TW12-6 - Power Connector JP12-6 - Tape to Tape Jumper SL-6 - Soldered Lead JPSL-6 - Soldered Jumper |

| CHANNEL | TAPE LIGHT | WIRING ACCESSORIES |
|------------------------------------|------------------------------------|------------------------------------|
| ASB - Assembled SEP - Separated | INS - Installed SEP - Separated | INS - Installed SEP - Separated |

RGB LED Strip Light



Series-LB4000-RGB | 250lm/ft - 6.1W/ft
Indoor Strip Light
Width / 0.39" / 10mm
51 LEDs/FT

| LB4000 | | | | | |
|--------|----------------|-----------------|-----------|-----------|--|
| SERIES | WATTAGE | LENGTH | COLOR | VOLTAGE | WIRING ACCESSORIES |
| LB4000 | 6.1W - 6.1W/ft | 16F - 16ft Roll | RGB - RGB | 24V - 24V | TW10-4 - Power Connector TT10-4 - Tape to Tape Connector JP10-4 - Tape to Tape Jumper SL-4 - Soldered Lead JPSL-4 - Soldered Jumper |

| CHANNEL | STRIP LIGHT | WIRING ACCESSORIES |
|------------------------------------|------------------------------------|------------------------------------|
| ASB - Assembled SEP - Separated | INS - Installed SEP - Separated | INS - Installed SEP - Separated |

Individually Addressable LED Strip Light



Series-LB9000-RGBW | 270lm/ft - 6W/ft
Indoor Strip Light
Width / 0.47" / 12mm
18 LEDs/FT

| | | | | |
|-------------|------------|-----------------|-----------|---|
| LB9000-RGBW | | | | |
| SERIES | WATTAGE | LENGTH | VOLTAGE | WIRING ACCESSORIES |
| LB9000-RGBW | 6W - 6W/ft | 16F - 16ft Roll | 24V - 24V | <div>TW12-5D - Power Connector</div> <div>JP12-5D - Tape to Tape Jumper</div> <div>SL-5D - Soldered Lead</div> <div>JPSL-5D - Soldered Jumper</div> |

| CHANNEL | STRIP LIGHT | WIRING ACCESSORIES |
|------------------------------------|------------------------------------|------------------------------------|
| ASB - Assembled SEP - Separated | INS - Installed SEP - Separated | INS - Installed SEP - Separated |