

### Lumi-PRO Extrusion RECESSED

**Lumi-Pro Extrusion Recessed LED profiles** are widely embraced in interior design applications, offering a practical and visually appealing lighting solution specifically designed for recessed installations. Perfect for **creating a seamless and sophisticated lighting** effect within **walls, ceilings, or furniture**, these extrusions bring a touch of elegance to any space.

The installation of **Lumi-Pro recessed LED profiles** is a straightforward process that demands minimal effort. Easily integrated into the desired recessed area using **screws or clips**, these extrusions eliminate the need for complex installation procedures.

Designed specifically for use with our **LB series LED Light Strips**, these extrusions provide a versatile and customizable lighting solution for distinct recessed spaces within **residential, commercial, or hospitality settings**.

Example: LP-MDC-RFT-050-8-SI-FTD

SERIES	EXT. LENGTH	FINISH	OPTICAL LENS
LP-MDC-RFT-050	2 - 2ft 4 - 4ft 8 - 8ft C - Custom	SI - Silver BK - Black <sup>1</sup> WH - White <sup>1</sup>	FTD - Flat Diffuser FTO - Flat Opal <sup>1</sup> FTT - Flat Transparent <sup>1</sup> FTB - Flat Black <sup>1</sup>

<sup>1</sup>.MOQ (minimum order quantity) required for these options, please consult factory.

**Series LP-MDC-RFT-050**  
Tape light width 0.35" recommended.  
Extrusion Length: 2ft / 4ft / 8ft  
Finish: Silver, Black, White.  
End caps: With hole / Without hole/**INCLUDED**.  
Application: Architectural, Residential, Commercial.

Experience unrivaled performance with our precision-engineered, high density tape light, designed to meet the demands of even the most challenging applications.

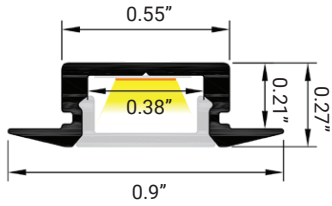
### LB Series 24V LED Strip Light

#### COMPATIBLE TAPE LIGHT

LB1000-MN		Power 2.9W/ft - Voltage 24V - CRI 90+ - LED Qty 37/ft - Lumens 280m/ft
LB1003-ST		Power 2.9W/ft - Voltage 24V - CRI90+ - LED Qty 55/ft - Lumens 500lm/ft
LB3000-ST		Power 3.0W/ft - Voltage 24V - CRI 90+ - LED Qty 146/ft - Lumens 325lm/ft



**DIMENSIONS**



**MOUNTING**



Pressure-Fit Mounting

You can screw the profile directly to the wall, ceiling, or furniture for added safety.

**OPTICAL LENSES**



FTD - Flat Diffuser



FTB - Flat Black

**END CAPS/INCLUDED**









WH/With Hole



WTH/Without Hole

It Can be ordered in 3 different ways.

1. Everything will be shipped separately	2. Pre-assembled and shipped separately as two units	3. Fully assembled and shipped as a single unit
<ul style="list-style-type: none"> <li>Channel, cover, accessories and tape light will be cut and shipped to your desired length.</li> </ul>  <p>Channel, Cover, mounting clips, and end caps.</p>  <p>Tape Light if ordered.</p>  <p>Accessories if ordered.</p>	<ul style="list-style-type: none"> <li>Channel, cover, accessories and tape light will be cut and shipped to your desired length.</li> <li>Cover, end caps and clips will be assembled to the channel.</li> <li>Wiring accessories will be attached to the tape light.</li> </ul>  <p>Channel will be cut and assembled to your desired length.</p>  <p>Wiring accessories attached to the tape light.</p>	<ul style="list-style-type: none"> <li>Channel, cover, accessories and tape light will be cut and shipped to your desired length.</li> <li>Wiring accessories will be attached to the tape light.</li> <li>Tape light will be installed into the channel and ready to use.</li> </ul>  <p>Refer to the next page for COMPATIBLE Tape Lights.</p>



COMPATIBLE STRIP LIGHT  
**Ordering Guide**

	LB1000- MN	LB1000- LR	LB1000- ST	LB1000- WL-ST	LB1000- WDM	LB1004- ST	LB1003- ST	LB3000- ST	LB3000- TWH	LB3000- RGBW	LB4000- RGBTW H	LB4000- RGBW	LB4000- RGB	LB9000- RGBW
	MINI LED Static White	Static White	Static White	Outdoor Static White	Warm Dim LED	Mini Neon	High efficiency	COB White	COVE Linear Tunable White	COB Linear RGBW	RGB Tunable White	RGB White	RGB	RGB- DMX
CCT	2.7K 3k 35K 4K 5K	3K 4K 5K	27K 3K 3.5K 4K 5K 6.5K	3K 4K 5K	18/3K 2.7/6.5K	22K 27K 3K 4K 5K 6K	27K 3K 35K 4K 5K 6.5k	27K 3K 35K 4K 5K 6K	2.7/6.5K	3K	27/65	3K	RGB	RGBW 3K
W/LF	2.9	3.1	1.9 4.6 7.2 9 11	1.9 4.6	4.4	5.9	2.9	3	6.1	6.1	3.7	5.9	6.1	6

ST-1000 7.2, 9.0 and 11 W/LF for use with connector compatible channel only.

**Power feed, jumpers and tape connectors compatible with this channel**

Specify (1) Option for each end of LED Strip														
Soldered Lead	SL-2	X	X	X	X	X	SL-2	SL-2	X	X	X	X	X	X
Soldered Jumper	JPSL-2	X	X	X	X	X	JPSL-2	JPSL-2	X	X	X	X	X	X
Power Connector	X	X	X	X	X	X	X	X	X	X	X	X	X	X
Tape Connector	X	X	X	X	X	X	X	X	X	X	X	X	X	X
Tape Jumper	X	X	X	X	X	X	X	X	X	X	X	X	X	X
Closed End	CE	X	X	X	X	X	CE	CE	X	X	X	X	X	X
DC Connector Male-soldered	DCM	X	X	X	X	X	DCM	DCM	X	X	X	X	X	X
DC Connector Female-soldered	DCF	X	X	X	X	X	DCF	DCF	X	X	X	X	X	X

SL= Soldered Lead JPSL= Soldered Jumper DCM=DC Connector Male soldered DCF=DC Connector Female soldered


TW=Tape to Wire Power Feed TT=Tape to Tape Connector JP=Jumper Wire for Connectors CE=Closed end no connector

Not available with



**Series-LB1000-MN** | 280lm/ft - 2.9W/ft  
Indoor Strip Light  
Width / 0.16"/4mm  
37 LEDs/FT

SERIES	WATTAGE	LENGTH	CCT	VOLTAGE	WIRING ACCESSORIES
LB1000-MN	2.9W - 2.9W/ft	16F - 16ft Roll	27K - 2700K 30K - 3000K 35K - 3500K 40K - 4000K 50K - 5000K	24V - 24V	DCM - Wire to Wire Male Connector DCF - Wire to Wire Female Connector SL-2 - Soldered Lead JPSL-2 - Soldered Jumper
CHANNEL	STRIP LIGHT	WIRING ACCESSORIES			
ASB - Assembled SEP - Separated	INS - Installed SEP - Separated	INS - Installed SEP - Separated			



**Series-LB1003-ST** | 500lm/ft - 2.9W/ft  
Indoor Strip Light  
Width / 0.31"/8mm  
55 LEDs/FT

SERIES	WATTAGE	LENGTH	CCT	VOLTAGE	WIRING ACCESSORIES
LB1003-ST	3W - 2.9W/ft	16F - 16ft Roll	27K - 2700K 30K - 3000K 35K - 3500K 40K - 4000K 50K - 5000K 65K - 6500K	24V - 24V	TW8-2 - Power Connector TT8-2 - Tape to Tape Connector JP8-2 - Tape to Tape Jumper DCM - Wire to Wire Male Connector DCF - Wire to Wire Female Connector SL-2 - Soldered Lead JPSL-2 - Soldered Jumper
CHANNEL	TAPE LIGHT	WIRING ACCESSORIES			
ASB - Assembled SEP - Separated	INS - Installed SEP - Separated	INS - Installed SEP - Separated			



**Series-LB3000-ST** | 325lm/ft - 3W/ft  
Indoor Strip Light  
Width / 0.3"/7.5mm  
146 LEDs/FT

SERIES	WATTAGE	LENGTH	CCT	VOLTAGE	WIRING ACCESSORIES
LB3000-ST	3W - 3W/ft	16F - 16ft Roll	27K - 2700K 30K - 3000K 35K - 3500K 40K - 4000K 50K - 5000K 60K - 6000K	24V - 24V	TW8-2C - Power Connector TT8-2C - Tape to Tape Connector JP8-2C - Tape to Tape Jumper DCM - Wire to Wire Male Connector DCF - Wire to Wire Female Connector SL-2 - Soldered Lead JPSL-2 - Soldered Jumper
CHANNEL	STRIP LIGHT	WIRING ACCESSORIES			
ASB - Assembled SEP - Separated	INS - Installed SEP - Separated	INS - Installed SEP - Separated			