

## Lumi-PRO Extrusion SPECIALTY/RECESSED DOUBLE LIGHT

**Lumi-PRO** Recessed Double Light Extrusion LED Profiles are a cutting-edge solution in interior design applications, offering a practical, visually appealing, and highly versatile lighting system. Designed specifically for recessed installations, these profiles are perfect for creating a sophisticated lighting effect that enhances both functionality and ambiance. The recessed double light design allows for dual lighting channels, providing even more flexibility in achieving customized lighting effects, whether for accent, task, or general illumination.

Perfect for integration within walls, these extrusions bring a touch of elegance and seamless lighting to any space. The dual lighting feature enhances the overall lighting output, making it ideal for larger or more complex spaces requiring enhanced illumination.

Designed specifically for use with our LB series LED Light Strips, these extrusions provide a versatile and customizable lighting solution for distinct recessed spaces within residential, commercial, or hospitality settings.


### Example: LP-MDC-RDL-SPC-2-8-WH-FTD

SERIES	EXT. LENGTH	FINISH	OPTICAL LENS
LP-MDC-RDL-SPC-2	2 - 2ft 4 - 4ft 8 - 8ft C - Custom	WH - White	FTD - Flat Diffuser FTO - Flat Opal <sup>1</sup> FTT - Flat Transparent <sup>1</sup> FTB - Flat Black <sup>1</sup>

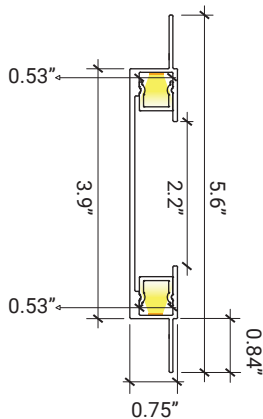
**1. MOQ (minimum order quantity)**  
required for these options, please consult factory.

### Compatible LB Series-24V LED Strip Light

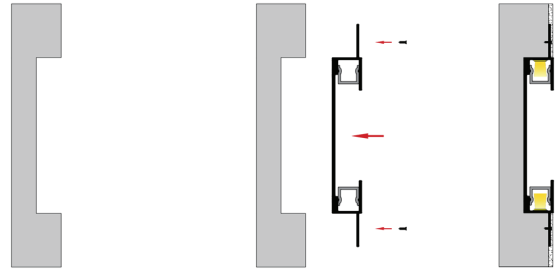
<b>LB1000-MN</b>		Power 2.9W/ft - Voltage 24V - CRI 90+ - LED Qty 37/ft - Lumens 280lm/ft
<b>LB1000-LR</b>		Power 3.1W/ft - Voltage 24V - CRI 90+ - LED Qty 37/ft - Lumens 295lm/ft
<b>LB1000-ST</b>		Power 7.2W/ft - Voltage 24V - CRI 95+ - LED Qty 72/ft - Lumens 875lm/ft
<b>LB1000-ST-HO</b>		Power 11W/ft - Voltage 24V - CRI 95+ - LED Qty 72/ft - Lumens 1400lm/ft
<b>LB1000V-ST</b>		Power 6.6W/ft - Voltage 24V - CRI98+ - LED Qty 73/ft - Lumens 890lm/ft
<b>LB1003-ST</b>		Power 3W/ft - Voltage 24V - CRI90+ - LED Qty 55/ft - Lumens 500lm/ft
<b>LB1000-ST-SC</b>		Power 7W/ft - Voltage 24V - CRI90+ - LED Qty 61/ft - Lumens 1082lm/ft
<b>LB1004-ST</b>		Power 5.9W/ft - Voltage 24V - CRI90+ - LED Qty 128/ft - Lumens 380lm/ft
<b>LB3000-ST</b>		Power 3W/ft - Voltage 24V - CRI 90+ - LED Qty 146/ft - Lumens 325lm/ft
<b>LB3000-ST-HE</b>		Power 5.8W/ft - Voltage 24V - CRI 90+ - LED Qty 88/ft - Lumens 940lm/ft
<b>LB3000-FC-ST</b>		Power 4.6W/ft - Voltage 24V - CRI 90+ - LED Qty 98/ft - Lumens 550lm/ft
<b>LB3000-TWH</b>		Power 6.1W/ft - Voltage 24V - CRI 90+ - LED Qty 195/ft - Lumens 520lm/ft
<b>LB4000-RGB</b>		Power 6.1W/ft - Voltage 24V - LED Qty 51/ft - Lumens 250lm/ft
<b>LB3000-RGBW</b>		Power 6.1W/ft - Voltage 24V - LED Qty 256/ft - Lumens 232lm/ft
<b>LB4000-RGBTWH</b>		Power 3.7W/ft - Voltage 24V - LED Qty 18/ft - Lumens 220lm/ft
<b>LB4000-RGBW</b>		Power 5.9W/ft - Voltage 24V - LED Qty 18/ft - Lumens 250lm/ft



**DIMENSIONS**



**MOUNTING**




Mounting the profile directly  
using screws without the need for clips

**ACCESSORIES**



**FTD - Flat Diffuser INCLUDED**



**FTB - Flat Black - OPTIONAL**



**4 End Caps With Holes INCLUDED**



**4 End Caps Without Holes INCLUDED**

**END CAPS/INCLUDED**

It Can be ordered in 3 different ways.

**1. Everything will be shipped separately**

**RL**

- Channel, cover, accessories and tape light will be cut and shipped to your desired length.



Channel, Cover, mounting clips,  
and end caps.



Tape Light if ordered.

Accessories if ordered.



**2. Pre-assembled and shipped separately as two units**

**PA**

- Channel, cover, accessories and tape light will be cut and shipped to your desired length.
- Cover, end caps and clips will be assembled to the channel.
- Wiring accessories will be attached to the tape light.



Channel will be cut and assembled to  
your desired length.



Wiring accessories attached to the tape light.

**3. Fully assembled and shipped as a single unit**

**FA**

- Channel, cover, accessories and tape light will be cut and shipped to your desired length.
- Wiring accessories will be attached to the tape light.
- Tape light will be installed into the channel and ready to use.



Refer to the next page for  
**COMPATIBLE** Tape Lights.



## COMPATIBLE TAPE LIGHT Ordering Guide

Power feed, jumpers and connectors compatible with this channel

	LB1000-MN	LB1000-LR	LB1000-ST	LB1000-ST-HO	LB1000V-ST	LB1003-ST	LB1000-ST-SC	LB1004-ST
Soldered Lead (SL)	✓	✓	✓	✓	✓	✓	✓	✓
Soldered Jumper (JPSL)	✓	✓	✓	✓	✓	✓	✓	✓
Power Connector (TW)	X	X	X	X	X	X	X	X
Tape Connector (TT)	X	X	X	X	X	X	X	X
Tape Jumper (JP)	X	X	X	X	X	X	X	X
Closed End (CE)	✓	✓	✓	✓	✓	✓	✓	✓
DC Connector Male-(DCM)	✓	✓	✓	✓	✓	✓	✓	✓
DC Connector Female-(DCF)	✓	✓	✓	✓	✓	✓	✓	✓

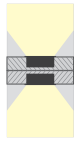
Power feed, jumpers and connectors compatible with this channel

	LB3000-ST	LB3000-ST-HE	LB3000-FC-ST	LB3000-TWH	LB4000-RGB	LB3000-RGBW	LB4000-RGBTWH	LB4000-RGBW
Soldered Lead (SL)	✓	✓	✓	✓	✓	✓	✓	✓
Soldered Jumper (JPSL)	✓	✓	✓	✓	✓	✓	✓	✓
Power Connector (TW)	X	X	X	X	X	X	X	X
Tape Connector (TT)	X	X	X	X	X	X	X	X
Tape Jumper (JP)	X	X	X	X	X	X	X	X
Closed End (CE)	✓	✓	✓	✓	✓	✓	✓	✓
DC Connector Male-(DCM)	✓	✓	✓	✓	✓	✓	✓	✓
DC Connector Female-(DCF)	✓	✓	✓	✓	✓	✓	✓	✓

SL= Soldered Lead JPSL= Soldered Jumper DCM=DC Connector Male soldered DCF=DC Connector Female soldered  
TW=Tape to Wire Power Feed TT=Tape to Tape Connector JP=Jumper Wire for Connectors CE=Closed end no connector

**X** Not compatible with this channel.

**NOTE:** The endcap hole should be enlarged to allow wiring to pass through, or the channel may be used without endcaps.



**COMPATIBLE TAPE LIGHT**  
**Ordering Guide**

Power feed, jumpers and connectors compatible with this channel

	LB1000-WDM						
Soldered Lead (SL)	✓						
Soldered Jumper (JPSL)	✓						
Power Connector (TW)	X						
Tape Connector (TT)	X						
Tape Jumper (JP)	X						
Closed End (CE)	✓						
DC Connector Male-(DCM)	✓						
DC Connector Female-(DCF)	✓						

**SL**= Soldered Lead **JPSL**= Soldered Jumper **DCM**=DC Connector Male soldered **DCF**=DC Connector Female soldered  
**TW**=Tape to Wire Power Feed **TT**=Tape to Tape Connector **JP**=Jumper Wire for Connectors **CE**=Closed end no connector

**X** Not compatible with this channel.

**NOTE:** The endcap hole should be enlarged to allow wiring to pass through, or the channel may be used without endcaps.



### MINI LED Strip Light



Series-LB1000-MN | 280lm/ft - 2.9W/ft  
Indoor Strip Light  
Width / 0.16"/4mm  
37 LEDs/FT

LB1000-MN

SERIES	WATTAGE	LENGTH	CCT	VOLTAGE	WIRING ACCESSORIES
LB1000-MN	2.9W - 2.9W/ft	16F - 16ft Roll C - Custom	27K - 2700K 30K - 3000K 35K - 3500K 40K - 4000K 50K - 5000K	24V - 24V	DCM - Wire to Wire Male Connector DCF - Wire to Wire Female Connector SL-2 - Soldered Lead JPSL-2 - Soldered Jumper

#### SHIPPING OPTIONS

RL - Rolls 16ft  
PA - Pre-Assembled  
FA - Fully Assembled

### Static LED Strip Light



Series-LB1000-LR | 295lm/ft - 3.1W/ft  
Indoor Strip Light  
Width / 0.39"/10mm  
37 LEDs/FT

LB1000-LR

SERIES	WATTAGE	LENGTH	CCT	VOLTAGE	WIRING ACCESSORIES
LB1000-LR	3.1W - 3.1W/ft	52F - 52ft Roll C - Custom	30K - 3000K 40K - 4000K 50K - 5000K	24V - 24V	TT10-2 - Tape to Tape Connector TW10-2 - Tape to Wire Connector JP10-2 - Tape to Tape Jumper DCM - DC Male Connector DCF - DC Female Connector SL-2 - Soldered Lead JPSL-2 - Soldered Jumper

#### SHIPPING OPTIONS

RL - Rolls 52ft  
PA - Pre-Assembled  
FA - Fully Assembled

### Tight-Pitch LED Strip Light



Series-LB1000-ST | 235lm/ft - 1.9W/ft  
Indoor Strip Light  
Width / 0.39"/10mm  
72 LEDs/FT


LB1000-ST

SERIES	WATTAGE	LENGTH	CCT	VOLTAGE	WIRING ACCESSORIES
LB1000-ST	1.9W - 1.9W/ft 4.6W - 4.6W/ft 7.2W - 7.2W/ft	16F - 16ft Roll C - Custom	27K - 2700K 30K - 3000K 35K - 3500K 40K - 4000K 50K - 5000K 60K - 6000K	24V - 24V	TT10-2T - Tape to Tape Connector TW10-2T - Power Connector JP10-2T - Tape to Tape Jumper DCM - Wire to Wire Male Connector DCF - Wire to Wire Female Connector SL-2 - Soldered Lead JPSL-2 - Soldered Jumper

#### SHIPPING OPTIONS

RL - Rolls 16ft  
PA - Pre-Assembled  
FA - Fully Assembled

### High-Output LED Strip Light



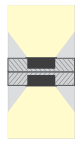
Series-LB1000-ST-HO | 1120lm/ft - 9W/ft  
Indoor Strip Light  
Width / 0.39"/10mm  
72 LEDs/FT

LB1000-ST-HO

SERIES	WATTAGE	LENGTH	CCT	VOLTAGE	WIRING ACCESSORIES
LB1000-ST-HO	9W - 9W/ft 11W - 11W/ft	16F - 16ft Roll C - Custom	27K - 2700K 30K - 3000K 35K - 3500K 40K - 4000K 50K - 5000K 60K - 6000K	24V - 24V	TT10-2T - Tape to Tape Connector TW10-2T - Power Connector JP10-2T - Tape to Tape Jumper DCM - Wire to Wire Male Connector DCF - Wire to Wire Female Connector SL-2 - Soldered Lead JPSL-2 - Soldered Jumper

#### SHIPPING OPTIONS

RL - Rolls 16ft  
PA - Pre-Assembled  
FA - Fully Assembled



# LP-MDC-RDL-SPC-2


## Lumi-PRO Extrusion/RECESSED DOUBLE LIGHT

Refer to the tape light spec sheet for detailed information.




**Series-LB1000V-ST** | 890lm/ft - 6.6W/ft  
Indoor Strip Light  
Width / 0.39" / 10mm  
73 LEDs/FT

LB1000V-ST					
SERIES	WATTAGE	LENGTH	CCT	VOLTAGE	WIRING ACCESSORIES
LB1000V-ST	6.6W - 6.6W/ft	16F - 16ft Roll C - Custom	27K - 2700K 30K - 3000K 35K - 3500K 40K - 4000K 50K - 5000K	24V - 24V	TW10-2T - Tape to Wire Connector JP10-2T - Tape to Tape Jumper DCM - DC Male Connector DCF - DC Female Connector SL-2 - Soldered Lead JPSP-2 - Soldered Jumper
SHIPPING OPTIONS					
RL - Rolls 16ft PA - Pre-Assembled FA - Fully Assembled					



**Series-LB1003-ST** | 500lm/ft - 3W/ft  
Indoor Strip Light  
Width / 0.3" / 8mm  
55 LEDs/FT

LB1003-ST					
SERIES	WATTAGE	LENGTH	CCT	VOLTAGE	WIRING ACCESSORIES
LB1003-ST	3W - 2.9W/ft	16F - 16ft Roll C - Custom	27K - 2700K 30K - 3000K 35K - 3500K 40K - 4000K 50K - 5000K 65K - 6500K	24V - 24V	TW8-2 - Power Connector JP8-2 - Tape to Tape Jumper DCM - Wire to Wire Male Connector DCF - Wire to Wire Female Connector SL-2 - Soldered Lead JPSP-2 - Soldered Jumper
SHIPPING OPTIONS					
RL - Rolls 16ft PA - Pre-Assembled FA - Fully Assembled					



**Series-LB1000-ST-SC** | 1082lm/ft - 7W/ft  
Indoor Strip Light  
Width / 0.3" / 8mm  
61 LEDs/FT

LB1000-ST-SC					
SERIES	WATTAGE	LENGTH	CCT	VOLTAGE	WIRING ACCESSORIES
LB1000-ST-SC	7W - 7.3W/ft	13F - 13ft Roll C - Custom	27K - 2700K 30K - 3000K 35K - 3500K 40K - 4000K 50K - 5000K 65K - 6500K	24V - 24V	TW8-2 - Tape to Wire Connector JP8-2 - Tape to Tape Jumper DCM - DC Male Connector DCF - DC Female Connector SL-2 - Soldered Lead JPSP-2 - Soldered Jumper
SHIPPING OPTIONS					
RL - Rolls 16ft PA - Pre-Assembled FA - Fully Assembled					



**Series-LB1004-ST** | 380lm/ft - 6W/ft  
Indoor Strip Light  
Width / 0.39" / 10mm  
128 LEDs/FT

LB1004-ST					
SERIES	WATTAGE	LENGTH	CCT	VOLTAGE	WIRING ACCESSORIES
LB1004-ST	6W - 5.9W/ft	16F - 16ft Roll C - Custom	22K - 2200K 25K - 2500K 27K - 2700K 30K - 3000K 35K - 3500K 40K - 4000K 50K - 5000K 60K - 6000K	24V - 24V	TW10-2MN - Power Connector JP10-2MN - Tape to Tape Jumper DCM - Wire to Wire Male Connector DCF - Wire to Wire Female Connector SL-2 - Soldered Lead JPSP-2 - Soldered Jumper
SHIPPING OPTIONS					
RL - Rolls 16ft PA - Pre-Assembled FA - Fully Assembled					





### COB Static White LED Strip Light



Series-LB3000-ST  
Indoor Strip Light  
Width / 0.3"/8mm  
146 LEDs/FT

LB3000-ST					
SERIES	WATTAGE	LENGTH	CCT	VOLTAGE	WIRING ACCESSORIES
LB3000-ST	3W - 3W/ft	16F - 16ft Roll C - Custom	27K - 2700K 30K - 3000K 35K - 3500K 40K - 4000K 50K - 5000K 60K - 6000K	24V - 24V	TT8-2C - Tape to Tape Connector TW8-2C - Power Connector JP8-2C - Tape to Tape Jumper DCM - Wire to Wire Male Connector DCF - Wire to Wire Female Connector SL-2 - Soldered Lead JP5L-2 - Soldered Jumper

#### SHIPPING OPTIONS

RL - Rolls 16ft  
PA - Pre-Assembled  
FA - Fully Assembled



Series-LB3000-ST-HE  
Indoor Strip Light  
Width / 0.39" / 10mm  
88 LEDs/FT

LB3000-ST-HE					
SERIES	WATTAGE	LENGTH	CCT	VOLTAGE	WIRING ACCESSORIES
LB3000-ST-HE	5.8W - 5.8W/ft	16F - 16ft Roll C - Custom	27K - 2700K 30K - 3000K 35K - 3500K 40K - 4000K 50K - 5000K	24V - 24V	TT10-2BC - Tape to Tape Connector TW10-2BC - Tape to Wire Connector JP10-2BC - Tape to Tape Jumper DCM - DC Male Connector DCF - DC Female Connector SL-2 - Soldered Lead JP5L-2 - Soldered Jumper

#### SHIPPING OPTIONS

RL - Rolls 16ft  
PA - Pre-Assembled  
FA - Fully Assembled

### COB Free-Cut LED Strip Light



Series-LB3000-FC-ST  
Indoor Strip Light  
Width / 0.39" / 10mm  
98 LEDs/FT

LB3000-FC-ST					
SERIES	WATTAGE	LENGTH	CCT	VOLTAGE	WIRING ACCESSORIES
LB3000-FC-ST	4.6W - 4.6W/ft	16F - 16ft Roll C - Custom	27K - 2700K 30K - 3000K 35K - 3500K 40K - 4000K 50K - 5000K	24V - 24V	TT10-2BC - Tape to Tape Connector TW10-2BC - Tape to Wire Connector JP10-2BC - Tape to Tape Jumper DCM - DC Male Connector DCF - DC Female Connector SL-2 - Soldered Lead JP5L-2 - Soldered Jumper

#### SHIPPING OPTIONS

RL - Rolls 16ft  
PA - Pre-Assembled  
FA - Fully Assembled

### COB Tunable White LED Strip Light



Series-LB3000-TWH  
Indoor Strip Light  
Width / 0.39"/10mm  
195 LEDs/FT


LB3000					
SERIES	WATTAGE	LENGTH	TECHNOLOGY	VOLTAGE	WIRING ACCESSORIES
LB3000	6.1W - 6.1W/ft	16F - 16ft Roll C - Custom	TWH-65K-27K - TWH/6500K-2700K	24V - 24V	TW10-3C - Power Connector JP10-3C - Tape to Tape Jumper SL-3 - Soldered Lead JP5L-3 - Soldered Jumper

#### SHIPPING OPTIONS

RL - Rolls 16ft  
PA - Pre-Assembled  
FA - Fully Assembled



## RGB LED Strip Light



Series-LB4000-RGB | 250lm/ft - 6.1W/ft  
Indoor Strip Light  
Width / 0.39" / 10mm  
51 LEDs/FT

LB4000					
SERIES	WATTAGE	LENGTH	COLOR	VOLTAGE	WIRING ACCESSORIES
LB4000	6.1W - 6.1W/ft	16F - 16ft Roll C - Custom	RGB - RGB	24V - 24V	<b>TT10-4</b> - Tape to Tape Connector <b>TW10-4</b> - Power Connector <b>JP10-4</b> - Tape to Tape Jumper <b>SL-4</b> - Soldered Lead <b>JPSL-4</b> - Soldered Jumper
<div> <div></div> <div>SHIPPING OPTIONS</div> </div>					
RL - Rolls 16ft PA - Pre-Assembled FA - Fully Assembled					

## COB Linear RGBW LED Strip Light



Series-LB3000-RGBW | 255lm/ft - 6.1W/ft  
Indoor Strip Light  
Width / 0.47" / 12mm  
256 LEDs/FT

LB3000					
SERIES	WATTAGE	LENGTH	COLOR	VOLTAGE	WIRING ACCESSORIES
LB3000	6.1W - 6.1W/ft	16F - 16ft Roll C - Custom	RGBW - RGBW	24V - 24V	<b>TW12-5C</b> - Power Connector <b>JP12-5C</b> - Tape to Tape Jumper <b>SL-5</b> - Soldered Lead <b>JPSL-5</b> - Soldered Jumper
<div> <div></div> <div>SHIPPING OPTIONS</div> </div>					
RL - Rolls 16ft PA - Pre-Assembled FA - Fully Assembled					

## RGB & Tunable White LED Strip Light



Series-LB4000-RGBTWH | 220lm/ft - 3.7W/ft  
Indoor Strip Light  
Width / 0.47" / 12mm  
18 LEDs/FT

LB4000					
SERIES	WATTAGE	LENGTH	COLOR	VOLTAGE	WIRING ACCESSORIES
LB4000	3.7W - 3.7W/ft	16F - 16ft Roll C - Custom	RGB/TWH- RGB/TWH	24V - 24V	<b>TW12-6</b> - Power Connector <b>JP12-6</b> - Tape to Tape Jumper <b>SL-6</b> - Soldered Lead <b>JPSL-6</b> - Soldered Jumper
<div> <div></div> <div>SHIPPING OPTIONS</div> </div>					
RL - Rolls 16ft PA - Pre-Assembled FA - Fully Assembled					

## RGBW LED Strip Light



Series-LB4000-RGBW | 250lm/ft - 5.9W/ft  
Indoor Strip Light  
Width / 0.47" / 12mm  
18 LEDs/FT

LB4000					
SERIES	WATTAGE	LENGTH	COLOR	VOLTAGE	WIRING ACCESSORIES
LB4000	5.9W - 5.9W/ft	16F - 16ft Roll C - Custom	RGBW - RGBW	24V - 24V	<b>TW12-5</b> - Power Connector <b>JP12-5</b> - Tape to Tape Jumper <b>SL-5</b> - Soldered Lead <b>JPSL-5</b> - Soldered Jumper
<div> <div></div> <div>SHIPPING OPTIONS</div> </div>					
RL - Rolls 16ft PA - Pre-Assembled FA - Fully Assembled					





Series-LB1000-WDM  
Indoor Tape Light  
Width / 0.47"/12mm  
51 LEDs/FT

LB1000					
SERIES	WATTAGE	LENGTH	TECHNOLOGY	VOLTAGE	WIRING ACCESSORIES
LB1000	4.4W - 4.4W/ft	16F - 16ft Roll C - Custom	WDM-30K-18K - WDM/30K-18K	24V - 24V	<b>TT12-2</b> - Tape to Tape Connector <b>TW12-2</b> - Power Connector <b>JP12-2</b> - Tape to Tape Jumper <b>DCM</b> - Male Connector <b>DCF</b> - Female Connector <b>SL-2</b> - Soldered Lead <b>JPSL-2</b> - Soldered Jumper

SHIPPING OPTIONS

**RL** - Rolls 16ft  
**PA** - Pre-Assembled  
**FA** - Fully Assembled