

### Lumi-Pro Specialty Extrusions

Lumi-PRO Edge-Lit LED Extrusion is widely used in interior design applications, offering a practical and visually refined lighting solution specifically engineered for edge-lit installations. Ideal for creating a seamless and sophisticated glow along the edges of shelves, displays, and cabinetry, it adds a subtle touch of elegance to any space.

Installation is straightforward and requires minimal effort. The extrusion can be secured with screws when installed on wood surfaces, or press-fit into place when used with glass panels that match the profile thickness, ensuring a clean and stable integration without additional hardware.

Designed for use with Lumi-PRO LB Series LED strip lights, this extrusion provides a versatile and customizable solution for edge-lit applications in residential, commercial, and hospitality environments.

Example: LP-MDC-EDL-SPC-1-8-SI-FTD

SERIES	EXT. LENGTH	FINISH	OPTICAL LENS
LP-MDC-EDL-SPC-1	2 - 2ft 4 - 4ft 8 - 8ft C - Custom	SI - Silver BK - Black WH - White	FTD - Flat Diffuser FTO - Flat Opal <sup>1</sup> FTT - Flat Transparent <sup>1</sup> FTB - Flat Black <sup>1</sup>

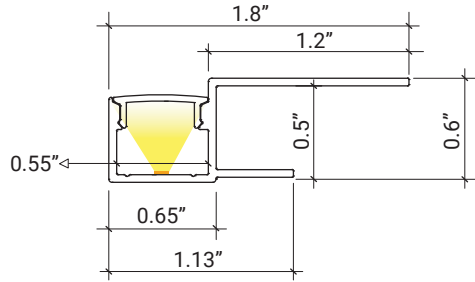
**1. MOQ (minimum order quantity) required for these options, please consult factory.**

### Compatible LB Series-24V LED Strip Lights

<b>LB1000-MN</b>		Power 2.9W/ft - Voltage 24V - CRI 90+ - LED Qty 37/ft - Lumens 280lm/ft	<b>LB3000-ST</b>		Power 3W/ft - Voltage 24V - CRI 90+ - LED Qty 146/ft - Lumens 325lm/ft
<b>LB1000-LR</b>		Power 3.1W/ft - Voltage 24V - CRI 90+ - LED Qty 37/ft - Lumens 295lm/ft	<b>LB3000-ST-HE</b>		Power 5.8W/ft - Voltage 24V - CRI 90+ - LED Qty 88/ft - Lumens 940lm/ft
<b>LB1000-ST</b>		Power 7.2W/ft - Voltage 24V - CRI 95+ - LED Qty 72/ft - Lumens 875lm/ft	<b>LB3000-FC-ST</b>		Power 4.6W/ft - Voltage 24V - CRI 90+ - LED Qty 98/ft - Lumens 550lm/ft
<b>LB1000-ST-HO</b>		Power 11W/ft - Voltage 24V - CRI 95+ - LED Qty 72/ft - Lumens 1400lm/ft	<b>LB3000-TWH</b>		Power 6.1W/ft - Voltage 24V - CRI 90+ - LED Qty 195/ft - Lumens 520lm/ft
<b>LB1000V-ST</b>		Power 6.6W/ft - Voltage 24V - CRI98+ - LED Qty 73/ft - Lumens 890lm/ft	<b>LB4000-RGB</b>		Power 6.1W/ft - Voltage 24V - LED Qty 51/ft - Lumens 250lm/ft
<b>LB1003-ST</b>		Power 3W/ft - Voltage 24V - CRI90+ - LED Qty 55/ft - Lumens 500lm/ft	<b>LB3000-RGBW</b>		Power 6.1W/ft - Voltage 24V - LED Qty 256/ft - Lumens 232lm/ft
<b>LB1000-ST-SC</b>		Power 7W/ft - Voltage 24V - CRI90+ - LED Qty 61/ft - Lumens 1082lm/ft	<b>LB4000-RGBTWH</b>		Power 3.7W/ft - Voltage 24V - LED Qty 18/ft - Lumens 220lm/ft
<b>LB1004-ST</b>		Power 5.9W/ft - Voltage 24V - CRI90+ - LED Qty 128/ft - Lumens 380lm/ft	<b>LB4000-RGBW</b>		Power 5.9W/ft - Voltage 24V - LED Qty 18/ft - Lumens 250lm/ft

Refer to the next pages for more options.

**DIMENSIONS**



**MOUNTING**



Embed the extrusion at one end of the surface, making sure that it is tight. It can be screwed in for added security when the surface is not glass.

**OPTICAL LENSES**



FTD - Flat Diffuser **INCLUDED**



FTB - Flat Black **Optional**

**END CAPS/INCLUDED**



2 End Caps With Holes **INCLUDED**




2 End Caps Without Holes **INCLUDED**

It Can be ordered in 3 different ways.

**1. Everything will be shipped separately**

**RL**

• Channel, cover, accessories and tape light will be cut and shipped to your desired length.



Channel, Cover, mounting clips, and end caps.



Tape Light if ordered.

**Accessories if ordered.**



**2. Pre-assembled and shipped separately as two units**

**PA**

- Channel, cover, accessories and tape light will be cut and shipped to your desired length.
- Cover, end caps and clips will be assembled to the channel.
- Wiring accessories will be attached to the tape light.



Channel will be cut and assembled to your desired length.



Wiring accessories attached to the tape light.

**3. Fully assembled and shipped as a single unit**

**FA**

- Channel, cover, accessories and tape light will be cut and shipped to your desired length.
- Wiring accessories will be attached to the tape light.
- Tape light will be installed into the channel and ready to use.



Refer to the next page for COMPATIBLE Tape Lights.



## COMPATIBLE TAPE LIGHT Ordering Guide

Power feed, jumpers and connectors compatible with this channel

	LB1000-MN	LB1000-LR	LB1000-ST	LB1000-ST-HO	LB1000V-ST	LB1003-ST	LB1000-ST-SC	LB1004-ST
Soldered Lead (SL)	✓	✓	✓	✓	✓	✓	✓	✓
Soldered Jumper (JPSL)	✓	✓	✓	✓	✓	✓	✓	✓
Power Connector (TW)	X	X	X	X	X	X	X	X
Tape Connector (TT)	X	X	X	X	X	X	X	X
Tape Jumper (JP)	X	X	X	X	X	X	X	X
Closed End (CE)	✓	✓	✓	✓	✓	✓	✓	✓
DC Connector Male-(DCM)	✓	✓	✓	✓	✓	✓	✓	✓
DC Connector Female-(DCF)	✓	✓	✓	✓	✓	✓	✓	✓

Power feed, jumpers and connectors compatible with this channel

	LB3000-ST	LB3000-ST-HE	LB3000-FC-ST	LB3000-TWH	LB4000-RGB	LB3000-RGBW	LB4000-RGBTWH	LB4000-RGBW
Soldered Lead (SL)	✓	✓	✓	✓	✓	✓	✓	✓
Soldered Jumper (JPSL)	✓	✓	✓	✓	✓	✓	✓	✓
Power Connector (TW)	X	X	X	X	X	X	X	X
Tape Connector (TT)	X	X	X	X	X	X	X	X
Tape Jumper (JP)	X	X	X	X	X	X	X	X
Closed End (CE)	✓	✓	✓	✓	✓	✓	✓	✓
DC Connector Male-(DCM)	✓	✓	✓	X	X	X	X	X
DC Connector Female-(DCF)	✓	✓	✓	X	X	X	X	X

**SL**= Soldered Lead **JPSL**= Soldered Jumper **DCM**=DC Connector Male soldered **DCF**=DC Connector Female soldered  
**TW**=Tape to Wire Power Feed **TT**=Tape to Tape Connector **JP**=Jumper Wire for Connectors **CE**=Closed end no connector

**X** Not compatible with this channel.

**NOTE:** The endcap hole should be enlarged to allow wiring to pass through, or the channel may be used without endcaps.



## COMPATIBLE TAPE LIGHT Ordering Guide

Power feed, jumpers and connectors compatible with this channel

	LB1000-WL-ST	LB1000-WDM	LB1000-ZZ-ST	LB3000-MN-ST	LB9000-RGBW	LB3000-RGBW Wet-Location		
Soldered Lead (SL)	X	✓	✓	✓	✓	X		
Soldered Jumper (JPSL)	X	✓	✓	✓	✓	X		
Power Connector (TW)	X	X	X	X	X	X		
Tape Connector (TT)	X	X	X	X	X	X		
Tape Jumper (JP)	X	X	X	X	X	X		
Closed End (CE)	X	✓	✓	✓	✓	X		
DC Connector Male-(DCM)	X	✓	✓	✓	X	X		
DC Connector Female-(DCF)	X	✓	✓	✓	X	X		

**SL**= Soldered Lead **JPSL**= Soldered Jumper **DCM**=DC Connector Male soldered **DCF**=DC Connector Female soldered  
**TW**=Tape to Wire Power Feed **TT**=Tape to Tape Connector **JP**=Jumper Wire for Connectors **CE**=Closed end no connector

**X** Not compatible with this channel.

**NOTE:** The endcap hole should be enlarged to allow wiring to pass through, or the channel may be used without endcaps.




Refer to the tape light spec sheet for detailed information.



**Series-LB1000-MN** | 280lm/ft - 2.9W/ft  
Indoor Strip Light  
Width / 0.16"/4mm  
37 LEDs/FT

SERIES	WATTAGE	LENGTH	CCT	VOLTAGE	WIRING ACCESSORIES
LB1000-MN	2.9W - 2.9W/ft	16F - 16ft Roll C - Custom	27K - 2700K 30K - 3000K 35K - 3500K 40K - 4000K 50K - 5000K	24V - 24V	DCM - Wire to Wire Male Connector DCF - Wire to Wire Female Connector SL-2 - Soldered Lead JPSL-2 - Soldered Jumper

SHIPPING OPTIONS
RL - Rolls 16ft PA - Pre-Assembled FA - Fully Assembled



**Series-LB1000-LR** | 295lm/ft - 3.1W/ft  
Indoor Strip Light  
Width / 0.39"/10mm  
37 LEDs/FT

SERIES	WATTAGE	LENGTH	CCT	VOLTAGE	WIRING ACCESSORIES
LB1000-LR	3.1W - 3.1W/ft	52F - 52ft Roll C - Custom	30K - 3000K 40K - 4000K 50K - 5000K	24V - 24V	TT10-2 - Tape to Tape Connector TW10-2 - Tape to Wire Connector JP10-2 - Tape to Tape Jumper DCM - DC Male Connector DCF - DC Female Connector SL-2 - Soldered Lead JPSL-2 - Soldered Jumper


SHIPPING OPTIONS
RL - Rolls 52ft PA - Pre-Assembled FA - Fully Assembled



**Series-LB1000-ST** | 235lm/ft - 1.9W/ft  
Indoor Strip Light  
Width / 0.39"/10mm  
72 LEDs/FT

SERIES	WATTAGE	LENGTH	CCT	VOLTAGE	WIRING ACCESSORIES
LB1000-ST	1.9W - 1.9W/ft 4.6W - 4.6W/ft 7.2W - 7.2W/ft	16F - 16ft Roll C - Custom	27K - 2700K 30K - 3000K 35K - 3500K 40K - 4000K 50K - 5000K 60K - 6000K	24V - 24V	TT10-2T - Tape to Tape Connector TW10-2T - Power Connector JP10-2T - Tape to Tape Jumper DCM - Wire to Wire Male Connector DCF - Wire to Wire Female Connector SL-2 - Soldered Lead JPSL-2 - Soldered Jumper

SHIPPING OPTIONS
RL - Rolls 16ft PA - Pre-Assembled FA - Fully Assembled



**Series-LB1000-ST-HO** | 1120lm/ft - 9W/ft  
Indoor Strip Light  
Width / 0.39"/10mm  
72 LEDs/FT

SERIES	WATTAGE	LENGTH	CCT	VOLTAGE	WIRING ACCESSORIES
LB1000-ST-HO	9W - 9W/ft 11W - 11W/ft	16F - 16ft Roll C - Custom	27K - 2700K 30K - 3000K 35K - 3500K 40K - 4000K 50K - 5000K 60K - 6000K	24V - 24V	TT10-2T - Tape to Tape Connector TW10-2T - Power Connector JP10-2T - Tape to Tape Jumper DCM - Wire to Wire Male Connector DCF - Wire to Wire Female Connector SL-2 - Soldered Lead JPSL-2 - Soldered Jumper

SHIPPING OPTIONS
RL - Rolls 16ft PA - Pre-Assembled FA - Fully Assembled



Refer to the tape light spec sheet for detailed information.




Series-LB1000V-ST | 890lm/ft-6.6W/ft  
Indoor Strip Light  
Width / 0.39" / 10mm  
73 LEDs/FT

SERIES	WATTAGE	LENGTH	CCT	VOLTAGE	WIRING ACCESSORIES
LB1000V-ST	6.6W - 6.6W/ft	16F - 16ft Roll C - Custom	27K - 2700K 30K - 3000K 35K - 3500K 40K - 4000K 50K - 5000K	24V - 24V	TW10-2T - Tape to Wire Connector JP10-2T - Tape to Tape Jumper DCM - DC Male Connector DCF - DC Female Connector SL-2 - Soldered Lead JP10-2 - Soldered Jumper

**SHIPPING OPTIONS**

- RL - Rolls 16ft
- PA - Pre-Assembled
- FA - Fully Assembled




Series-LB1003-ST | 500lm/ft - 3W/ft  
Indoor Strip Light  
Width / 0.3" / 8mm  
55 LEDs/FT

SERIES	WATTAGE	LENGTH	CCT	VOLTAGE	WIRING ACCESSORIES
LB1003-ST	3W - 2.9W/ft	16F - 16ft Roll C - Custom	27K - 2700K 30K - 3000K 35K - 3500K 40K - 4000K 50K - 5000K 65K - 6500K	24V - 24V	TW8-2 - Power Connector JP8-2 - Tape to Tape Jumper DCM - Wire to Wire Male Connector DCF - Wire to Wire Female Connector SL-2 - Soldered Lead JP10-2 - Soldered Jumper

**SHIPPING OPTIONS**

- RL - Rolls 16ft
- PA - Pre-Assembled
- FA - Fully Assembled



Series-LB1000-ST-SC | 1082lm/ft-7W/ft  
Indoor Strip Light  
Width / 0.3" / 8mm  
61 LEDs/FT

SERIES	WATTAGE	LENGTH	CCT	VOLTAGE	WIRING ACCESSORIES
LB1000-ST-SC	7W - 7.3W/ft	13F - 13ft Roll C - Custom	27K - 2700K 30K - 3000K 35K - 3500K 40K - 4000K 50K - 5000K 65K - 6500K	24V - 24V	TW8-2 - Tape to Wire Connector JP8-2 - Tape to Tape Jumper DCM - DC Male Connector DCF - DC Female Connector SL-2 - Soldered Lead JP10-2 - Soldered Jumper

**SHIPPING OPTIONS**

- RL - Rolls 16ft
- PA - Pre-Assembled
- FA - Fully Assembled



Series-LB1004-ST | 380lm/ft - 6W/ft  
Indoor Strip Light  
Width / 0.39" / 10mm  
128 LEDs/FT

SERIES	WATTAGE	LENGTH	CCT	VOLTAGE	WIRING ACCESSORIES
LB1004-ST	6W - 5.9W/ft	16F - 16ft Roll C - Custom	22K - 2200K 25K - 2500K 27K - 2700K 30K - 3000K 35K - 3500K 40K - 4000K 50K - 5000K 60K - 6000K	24V - 24V	TW10-2MN - Power Connector JP10-2MN - Tape to Tape Jumper DCM - Wire to Wire Male Connector DCF - Wire to Wire Female Connector SL-2 - Soldered Lead JP10-2 - Soldered Jumper

**SHIPPING OPTIONS**

- RL - Rolls 16ft
- PA - Pre-Assembled
- FA - Fully Assembled



Refer to the tape light spec sheet for detailed information.



Series-LB3000-ST | 325lm/ft - 3W/ft  
Indoor Strip Light  
Width / 0.3"/8mm  
146 LEDs/FT

SERIES	WATTAGE	LENGTH	CCT	VOLTAGE	WIRING ACCESSORIES
LB3000-ST	3W - 3W/ft	16F - 16ft Roll C - Custom	27K - 2700K 30K - 3000K 35K - 3500K 40K - 4000K 50K - 5000K 60K - 6000K	24V - 24V	TT8-2C - Tape to Tape Connector TW8-2C - Power Connector JP8-2C - Tape to Tape Jumper DCM - Wire to Wire Male Connector DCF - Wire to Wire Female Connector SL-2 - Soldered Lead JPSL-2 - Soldered Jumper

**SHIPPING OPTIONS**  
RL - Rolls 16ft  
PA - Pre-Assembled  
FA - Fully Assembled



Series-LB3000-ST-HE | 940lm/ft-5.8W/ft  
Indoor Strip Light  
Width / 0.39" / 10mm  
88 LEDs/FT

SERIES	WATTAGE	LENGTH	CCT	VOLTAGE	WIRING ACCESSORIES
LB3000-ST-HE	5.8W - 5.8W/ft	16F - 16ft Roll C - Custom	27K - 2700K 30K - 3000K 35K - 3500K 40K - 4000K 50K - 5000K	24V - 24V	TT10-2BC - Tape to Tape Connector TW10-2BC - Tape to Wire Connector JP10-2BC - Tape to Tape Jumper DCM - DC Male Connector DCF - DC Female Connector SL-2 - Soldered Lead JPSL-2 - Soldered Jumper

**SHIPPING OPTIONS**  
RL - Rolls 16ft  
PA - Pre-Assembled  
FA - Fully Assembled



Series-LB3000-FC-ST | 550lm/ft-4.6W/ft  
Indoor Strip Light  
Width / 0.39" / 10mm  
98 LEDs/FT

SERIES	WATTAGE	LENGTH	CCT	VOLTAGE	WIRING ACCESSORIES
LB3000-FC-ST	4.6W - 4.6W/ft	16F - 16ft Roll C - Custom	27K - 2700K 30K - 3000K 35K - 3500K 40K - 4000K 50K - 5000K	24V - 24V	TT10-2BC - Tape to Tape Connector TW10-2BC - Tape to Wire Connector JP10-2BC - Tape to Tape Jumper DCM - DC Male Connector DCF - DC Female Connector SL-2 - Soldered Lead JPSL-2 - Soldered Jumper

**SHIPPING OPTIONS**  
RL - Rolls 16ft  
PA - Pre-Assembled  
FA - Fully Assembled



Series-LB3000-TWH | 520lm/ft - 6.1W/ft  
Indoor Strip Light  
Width / 0.39"/10mm  
195 LEDs/FT

SERIES	WATTAGE	LENGTH	TECHNOLOGY	VOLTAGE	WIRING ACCESSORIES
LB3000	6.1W - 6.1W/ft	16F - 16ft Roll C - Custom	TWH-65K-27K - TWH/6500K-2700K	24V - 24V	TW10-3C - Power Connector JP10-3C - Tape to Tape Jumper SL-3 - Soldered Lead JPSL-3 - Soldered Jumper

**SHIPPING OPTIONS**  
RL - Rolls 16ft  
PA - Pre-Assembled  
FA - Fully Assembled




# LP-MDC-EDL-SPC-1

## Lumi-PRO Edge-Lit Aluminum Extrusion

Refer to the tape light spec sheet for detailed information.

### MINI-COB LED Strip Light



Series-LB3000-MN-ST | 220lm/ft - 2W/ft  
Indoor Strip Light  
Width / 0.16"/4mm  
122 LEDs/FT

SERIES	WATTAGE	LENGTH	CCT	VOLTAGE	WIRING ACCESSORIES
LB3000-MN-ST	2W - 2.1W/ft	16F - 16ft Roll C - Custom	27K - 2700K 30K - 3000K 40K - 4000K 65K - 6500K	24V - 24V	DCM - Wire to Wire Male Connector DCF - Wire to Wire Female Connector SL-2 - Soldered Lead JP5L-2 - Soldered Jumper

#### SHIPPING OPTIONS

- RL - Rolls 16ft
- PA - Pre-Assembled
- FA - Fully Assembled

### ZIG-ZAG LED Strip Light




Series-LB1000-ZZ-ST | 455lm/ft - 3.6W/ft  
Indoor Strip Light  
Width / 0.39"/10mm  
43 LEDs/FT

SERIES	WATTAGE	LENGTH	CCT	VOLTAGE	WIRING ACCESSORIES
LB1000-ZZ-ST	3.6W - 3.6W/ft	16F - 16ft Roll C - Custom	27K - 2700K 30K - 3000K 35K - 3500K 40K - 4000K 50K - 5000K 65K - 6500K	24V - 24V	TW8-2 - Tape to Wire Connector JP8-2 - Tape to Tape Jumper DCM - DC Male Connector DCF - DC Female Connector SL-2 - Soldered Lead JP5L-2 - Soldered Jumper

#### SHIPPING OPTIONS

- RL - Rolls 16ft
- PA - Pre-Assembled
- FA - Fully Assembled

### RGB LED Strip Light



Series-LB4000-RGB | 250lm/ft - 6.1W/ft  
Indoor Strip Light  
Width / 0.39" / 10mm  
51 LEDs/FT

SERIES	WATTAGE	LENGTH	COLOR	VOLTAGE	WIRING ACCESSORIES
LB4000	6.1W - 6.1W/ft	16F - 16ft Roll C - Custom	RGB - RGB	24V - 24V	TT10-4 - Tape to Tape Connector TW10-4 - Power Connector JP10-4 - Tape to Tape Jumper SL-4 - Soldered Lead JP5L-4 - Soldered Jumper

#### SHIPPING OPTIONS

- RL - Rolls 16ft
- PA - Pre-Assembled
- FA - Fully Assembled

### COB Linear RGBW LED Strip Light



Series-LB3000-RGBW | 255lm/ft - 6.1W/ft  
Indoor Strip Light  
Width / 0.47"/12mm  
256 LEDs/FT

SERIES	WATTAGE	LENGTH	COLOR	VOLTAGE	WIRING ACCESSORIES
LB3000	6.1W - 6.1W/ft	16F - 16ft Roll C - Custom	RGBW - RGBW	24V - 24V	TW12-5C - Power Connector JP12-5C - Tape to Tape Jumper SL-5 - Soldered Lead JP5L-5 - Soldered Jumper

#### SHIPPING OPTIONS

- RL - Rolls 16ft
- PA - Pre-Assembled
- FA - Fully Assembled



# LP-MDC-EDL-SPC-1

## Lumi-PRO Edge-Lit Aluminum Extrusion

Refer to the tape light spec sheet for detailed information.


### RGB & Tunable White LED Strip Light



Series-LB4000-RGBTWH | 220lm/ft - 3.7W/ft  
Indoor Strip Light  
Width / 0.47"/12mm  
18 LEDs/FT

LB4000					
--------	--	--	--	--	--

SERIES	WATTAGE	LENGTH	COLOR	VOLTAGE	WIRING ACCESSORIES
LB4000	3.7W - 3.7W/ft	16F - 16ft Roll C - Custom	RGB/TWH- RGB/TWH	24V - 24V	<b>TW12-6</b> - Power Connector <b>JP12-6</b> - Tape to Tape Jumper <b>SL-6</b> - Soldered Lead <b>JPSL-6</b> - Soldered Jumper



#### SHIPPING OPTIONS

RL - Rolls 16ft  
PA - Pre-Assembled  
FA - Fully Assembled


### RGBW LED Strip Light



Series-LB4000-RGBW | 250lm/ft - 5.9W/ft  
Indoor Strip Light  
Width /0.47"/12mm  
18 LEDs/FT

LB4000					
--------	--	--	--	--	--

SERIES	WATTAGE	LENGTH	COLOR	VOLTAGE	WIRING ACCESSORIES
LB4000	5.9W - 5.9W/ft	16F - 16ft Roll C - Custom	RGBW - RGBW	24V - 24V	<b>TW12-5</b> - Power Connector <b>JP12-5</b> - Tape to Tape Jumper <b>SL-5</b> - Soldered Lead <b>JPSL-5</b> - Soldered Jumper



#### SHIPPING OPTIONS

RL - Rolls 16ft  
PA - Pre-Assembled  
FA - Fully Assembled

### Warm Dim LED Strip Light



Series-LB1000-WDM | 515lm/ft - 4.4W/ft  
Indoor Tape Light  
Width / 0.47"/12mm  
51 LEDs/FT

LB1000					
--------	--	--	--	--	--

SERIES	WATTAGE	LENGTH	TECHNOLOGY	VOLTAGE	WIRING ACCESSORIES
LB1000	4.4W - 4.4W/ft	16F - 16ft Roll C - Custom	WDM-30K-18K - WDM/30K-18K	24V - 24V	<b>TT12-2</b> - Tape to Tape Connector <b>TW12-2</b> - Power Connector <b>JP12-2</b> - Tape to Tape Jumper <b>DCM</b> - Male Connector <b>DCF</b> - Female Connector <b>SL-2</b> - Soldered Lead <b>JPSL-2</b> - Soldered Jumper



#### SHIPPING OPTIONS

RL - Rolls 16ft  
PA - Pre-Assembled  
FA - Fully Assembled

### Individually Addressable LED Strip Light



Series-LB9000-RGBW | 270lm/ft - 6W/ft  
Indoor Strip Light  
Width / 0.47" / 12mm  
18 LEDs/FT

LB9000-RGBW				
-------------	--	--	--	--

SERIES	WATTAGE	LENGTH	VOLTAGE	WIRING ACCESSORIES
LB9000-RGBW	6W - 6W/ft	16F - 16ft Roll C - Custom	24V - 24V	<b>SL-5D</b> - Soldered Lead <b>JPSL-5D</b> - Soldered Jumper



#### SHIPPING OPTIONS

RL - Rolls 16ft  
PA - Pre-Assembled  
FA - Fully Assembled