

### Lumi-PRO Extrusion SPECIALTY/WALL WASHER DIRECT LIGHT

The **Lumi-PRO** Wall Washer Direct Light LED Profile is the ideal solution for creating stunning ceiling cove lighting effects, with soft, direct light to enhance both the ceiling and the walls. Engineered to deliver seamless wall-washing effects, it provides uniform light distribution, creating a soft, perimeter glow that enhances the entire space.

Equipped with integrated diffuser lenses, the profile ensures consistent light diffusion, offering both accent and general illumination, making it versatile for a wide range of applications.

Designed specifically for use with our LB Series LED Strip Lights, these extrusions offer customizable and adaptable lighting solutions for recessed architectural features in residential, commercial, and hospitality environments.

### Example: LP-LGC-WWD-SPC-2-8-SI-FTD

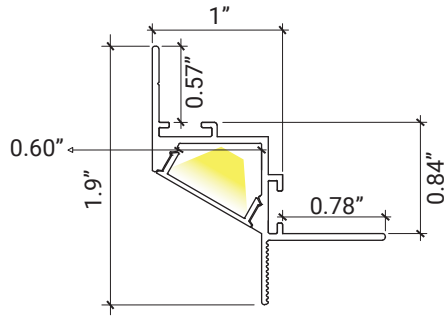
SERIES	EXT. LENGTH	FINISH	OPTICAL LENS
LP-LGC-WWD-SPC-2	2 - 2ft 4 - 4ft 8 - 8ft C - Custom	SI - Silver BK - Black WH - White	FTD - Flat Diffuser FTO - Flat Opal <sup>1</sup> FTT - Flat Transparent <sup>1</sup> FTB - Flat Black <sup>1</sup>

**1.MOQ (minimum order quantity) required for these options, please consult factory.**

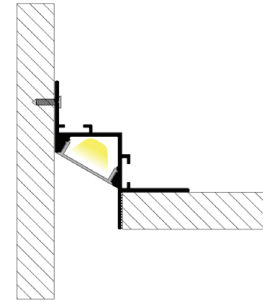
### Compatible LB Series-24V LED Strip Light

<b>LB1000-MN</b>		Power 2.9W/ft - Voltage 24V - CRI 90+ - LED Qty 37/ft - Lumens 280lm/ft	<b>LB3000-ST</b>		Power 3W/ft - Voltage 24V - CRI 90+ - LED Qty 146/ft - Lumens 325lm/ft
<b>LB1000-LR</b>		Power 3.1W/ft - Voltage 24V - CRI 90+ - LED Qty 37/ft - Lumens 295lm/ft	<b>LB3000-ST-HE</b>		Power 5.8W/ft - Voltage 24V - CRI 90+ - LED Qty 88/ft - Lumens 940lm/ft
<b>LB1000-ST</b>		Power 7.2W/ft - Voltage 24V - CRI 95+ - LED Qty 72/ft - Lumens 875lm/ft	<b>LB3000-FC-ST</b>		Power 4.6W/ft - Voltage 24V - CRI 90+ - LED Qty 98/ft - Lumens 550lm/ft
<b>LB1000-ST-HO</b>		Power 11W/ft - Voltage 24V - CRI 95+ - LED Qty 72/ft - Lumens 1400lm/ft	<b>LB3000-TWH</b>		Power 6.1W/ft - Voltage 24V - CRI 90+ - LED Qty 195/ft - Lumens 520lm/ft
<b>LB1000V-ST</b>		Power 6.6W/ft - Voltage 24V - CRI98+ - LED Qty 73/ft - Lumens 890lm/ft	<b>LB4000-RGB</b>		Power 6.1W/ft - Voltage 24V - LED Qty 51/ft - Lumens 250lm/ft
<b>LB1003-ST</b>		Power 3W/ft - Voltage 24V - CRI90+ - LED Qty 55/ft - Lumens 500lm/ft	<b>LB3000-RGBW</b>		Power 6.1W/ft - Voltage 24V - LED Qty 256/ft - Lumens 232lm/ft
<b>LB1000-ST-SC</b>		Power 7W/ft - Voltage 24V - CRI90+ - LED Qty 61/ft - Lumens 1082lm/ft	<b>LB4000-RGBTWH</b>		Power 3.7W/ft - Voltage 24V - LED Qty 18/ft - Lumens 220lm/ft
<b>LB1004-ST</b>		Power 5.9W/ft - Voltage 24V - CRI90+ - LED Qty 128/ft - Lumens 380lm/ft	<b>LB4000-RGBW</b>		Power 5.9W/ft - Voltage 24V - LED Qty 18/ft - Lumens 250lm/ft

**DIMENSIONS**



**MOUNTING**



Mounting the profile directly using screws without the need for clips

**LENS**



FTD - Flat Diffuser  
**INCLUDED**

**ACCESSORIES**



LP-WWD-ACC-SC  
Straight Connector  
**2 Pieces INCLUDED**



LP-WWD-ACC-90VC  
90° Vertical Connector  
**2 Pieces INCLUDED**



LP-WWD-ACC-90C  
90° Connector  
**2 Pieces INCLUDED**

**END CAPS**



**2 End Caps With Holes INCLUDED**



**2 End Caps Without Holes INCLUDED**

**It Can be ordered in 3 different ways.**

**1. Everything will be shipped separately**

- RL**
- Channel, cover, accessories and tape light will be cut and shipped to your desired length.



Channel, Cover, mounting clips, and end caps.



Tape Light if ordered.

**Accessories if ordered.**



**2. Pre-assembled and shipped separately as two units**

- PA**
- Channel, cover, accessories and tape light will be cut and shipped to your desired length.
  - Cover, end caps and clips will be assembled to the channel.
  - Wiring accessories will be attached to the tape light.



Channel will be cut and assembled to your desired length.



Wiring accessories attached to the tape light.

**3. Fully assembled and shipped as a single unit**

- FA**
- Channel, cover, accessories and tape light will be cut and shipped to your desired length.
  - Wiring accessories will be attached to the tape light.
  - Tape light will be installed into the channel and ready to use.



Refer to the next page for COMPATIBLE Tape Lights.



Refer to the tape light spec sheet for detailed information.

**COMPATIBLE TAPE LIGHT**  
Ordering Guide

Power feed, jumpers and connectors compatible with this channel

	LB1000-MN	LB1000-LR	LB1000-ST	LB1000-ST-HO	LB1000V-ST	LB1003-ST	LB1000-ST-SC	LB1004-ST
Soldered Lead (SL)	✓	✓	✓	✓	✓	✓	✓	✓
Soldered Jumper (JPSL)	✓	✓	✓	✓	✓	✓	✓	✓
Power Connector (TW)	X	✓	✓	✓	✓	✓	✓	✓
Tape Connector (TT)	X	✓	✓	✓	✓	✓	✓	✓
Tape Jumper (JP)	X	✓	✓	✓	✓	✓	✓	✓
Closed End (CE)	✓	✓	✓	✓	✓	✓	✓	✓
DC Connector Male-(DCM)	✓	✓	✓	✓	✓	✓	✓	✓
DC Connector Female-(DCF)	✓	✓	✓	✓	✓	✓	✓	✓

Power feed, jumpers and connectors compatible with this channel

	LB3000-ST	LB3000-ST-HE	LB3000-FC-ST	LB3000-TWH	LB4000-RGB	LB3000-RGBW	LB4000-RGBTWH	LB4000-RGBW
Soldered Lead (SL)	✓	✓	✓	✓	✓	✓	✓	✓
Soldered Jumper (JPSL)	✓	✓	✓	✓	✓	✓	✓	✓
Power Connector (TW)	✓	✓	✓	✓	✓	✓	X	X
Tape Connector (TT)	✓	✓	✓	✓	✓	✓	X	X
Tape Jumper (JP)	✓	✓	✓	✓	✓	✓	X	X
Closed End (CE)	✓	✓	✓	✓	✓	✓	✓	✓
DC Connector Male-(DCM)	✓	✓	✓	✓	✓	✓	✓	✓
DC Connector Female-(DCF)	✓	✓	✓	✓	✓	✓	✓	✓

SL= Soldered Lead JPSL= Soldered Jumper DCM=DC Connector Male soldered DCF=DC Connector Female soldered  
TW=Tape to Wire Power Feed TT=Tape to Tape Connector JP=Jumper Wire for Connectors CE=Closed end no connector

**X** Not compatible with this channel.

**NOTE:** The endcap hole should be enlarged to allow wiring to pass through, or the channel may be used without endcaps.



**COMPATIBLE TAPE LIGHT**  
**Ordering Guide**

Power feed, jumpers and connectors compatible with this channel

	LB1000-WL-ST	LB3000-RGBW Wet-Location	LB1000-WDM				
Soldered Lead (SL)	✓	✓	✓				
Soldered Jumper (JPSL)	✓	✓	✓				
Power Connector (TW)	X	X	✓				
Tape Connector (TT)	X	X	✓				
Tape Jumper (JP)	X	X	✓				
Closed End (CE)	✓	✓	✓				
DC Connector Male-(DCM)	✓	✓	✓				
DC Connector Female-(DCF)	✓	✓	✓				

**SL**= Soldered Lead **JPSL**= Soldered Jumper **DCM**=DC Connector Male soldered **DCF**=DC Connector Female soldered  
**TW**=Tape to Wire Power Feed **TT**=Tape to Tape Connector **JP**=Jumper Wire for Connectors **CE**=Closed end no connector

**X** Not compatible with this channel.


**NOTE:** The endcap hole should be enlarged to allow wiring to pass through, or the channel may be used without endcaps.



# LP-LGC-WWD-SPC-2

Lumi-PRO Extrusion/WALL WASHER DIRECT LIGHT

Refer to the tape light spec sheet for detailed information.



**MINI LED Strip Light**

Series-LB1000-MN | 280lm/ft - 2.9W/ft  
Indoor Strip Light  
Width / 0.16"/4mm  
37 LEDs/FT

SERIES	WATTAGE	LENGTH	CCT	VOLTAGE	WIRING ACCESSORIES
LB1000-MN	2.9W - 2.9W/ft	16F - 16ft Roll C - Custom	27K - 2700K 30K - 3000K 35K - 3500K 40K - 4000K 50K - 5000K	24V - 24V	DCM - Wire to Wire Male Connector DCF - Wire to Wire Female Connector SL-2 - Soldered Lead JPJSL-2 - Soldered Jumper

**SHIPPING OPTIONS**

RL - Rolls 16ft  
PA - Pre-Assembled  
FA - Fully Assembled



**Static LED Strip Light**

Series-LB1000-LR | 295lm/ft - 3.1W/ft  
Indoor Strip Light  
Width / 0.39"/10mm  
37 LEDs/FT

SERIES	WATTAGE	LENGTH	CCT	VOLTAGE	WIRING ACCESSORIES
LB1000-LR	3.1W - 3.1W/ft	52F - 52ft Roll C - Custom	30K - 3000K 40K - 4000K 50K - 5000K	24V - 24V	TT10-2 - Tape to Tape Connector TW10-2 - Tape to Wire Connector JP10-2 - Tape to Tape Jumper DCM - DC Male Connector DCF - DC Female Connector SL-2 - Soldered Lead JPJSL-2 - Soldered Jumper

**SHIPPING OPTIONS**

RL - Rolls 52ft  
PA - Pre-Assembled  
FA - Fully Assembled



**Tight-Pitch LED Strip Light**

Series-LB1000-ST | 235lm/ft - 1.9W/ft  
Indoor Strip Light  
Width / 0.39"/10mm  
72 LEDs/FT

SERIES	WATTAGE	LENGTH	CCT	VOLTAGE	WIRING ACCESSORIES
LB1000-ST	1.9W - 1.9W/ft 4.6W - 4.6W/ft 7.2W - 7.2W/ft	16F - 16ft Roll C - Custom	27K - 2700K 30K - 3000K 35K - 3500K 40K - 4000K 50K - 5000K 60K - 6000K	24V - 24V	TT10-2T - Tape to Tape Connector TW10-2T - Power Connector JP10-2T - Tape to Tape Jumper DCM - Wire to Wire Male Connector DCF - Wire to Wire Female Connector SL-2 - Soldered Lead JPJSL-2 - Soldered Jumper

**SHIPPING OPTIONS**

RL - Rolls 16ft  
PA - Pre-Assembled  
FA - Fully Assembled



**High-Output LED Strip Light**

Series-LB1000-ST-HO | 1120lm/ft - 9W/ft  
Indoor Strip Light  
Width / 0.39"/10mm  
72 LEDs/FT

SERIES	WATTAGE	LENGTH	CCT	VOLTAGE	WIRING ACCESSORIES
LB1000-ST-HO	9W - 9W/ft 11W - 11W/ft	16F - 16ft Roll C - Custom	27K - 2700K 30K - 3000K 35K - 3500K 40K - 4000K 50K - 5000K 60K - 6000K	24V - 24V	TT10-2T - Tape to Tape Connector TW10-2T - Power Connector JP10-2T - Tape to Tape Jumper DCM - Wire to Wire Male Connector DCF - Wire to Wire Female Connector SL-2 - Soldered Lead JPJSL-2 - Soldered Jumper

**SHIPPING OPTIONS**

RL - Rolls 16ft  
PA - Pre-Assembled  
FA - Fully Assembled




Refer to the tape light spec sheet for detailed information.



Series-LB1000V-ST | 890lm/ft - 6.6W/ft  
Indoor Strip Light  
Width / 0.39" / 10mm  
73 LEDs/FT

SERIES	WATTAGE	LENGTH	CCT	VOLTAGE	WIRING ACCESSORIES
LB1000V-ST	6.6W - 6.6W/ft	16F - 16ft Roll C - Custom	27K - 2700K 30K - 3000K 35K - 3500K 40K - 4000K 50K - 5000K	24V - 24V	TW10-2T - Tape to Wire Connector JP10-2T - Tape to Tape Jumper DCM - DC Male Connector DCF - DC Female Connector SL-2 - Soldered Lead JP10-2 - Soldered Jumper


**SHIPPING OPTIONS**  
RL - Rolls 16ft  
PA - Pre-Assembled  
FA - Fully Assembled



Series-LB1003-ST | 500lm/ft - 3W/ft  
Indoor Strip Light  
Width / 0.3" / 8mm  
55 LEDs/FT

SERIES	WATTAGE	LENGTH	CCT	VOLTAGE	WIRING ACCESSORIES
LB1003-ST	3W - 2.9W/ft	16F - 16ft Roll C - Custom	27K - 2700K 30K - 3000K 35K - 3500K 40K - 4000K 50K - 5000K 65K - 6500K	24V - 24V	TW8-2 - Power Connector JP8-2 - Tape to Tape Jumper DCM - Wire to Wire Male Connector DCF - Wire to Wire Female Connector SL-2 - Soldered Lead JP8-2 - Soldered Jumper

**SHIPPING OPTIONS**  
RL - Rolls 16ft  
PA - Pre-Assembled  
FA - Fully Assembled



Series-LB1000-ST-SC | 1082lm/ft - 7W/ft  
Indoor Strip Light  
Width / 0.3" / 8mm  
61 LEDs/FT

SERIES	WATTAGE	LENGTH	CCT	VOLTAGE	WIRING ACCESSORIES
LB1000-ST-SC	7W - 7.3W/ft	13F - 13ft Roll C - Custom	27K - 2700K 30K - 3000K 35K - 3500K 40K - 4000K 50K - 5000K 65K - 6500K	24V - 24V	TW8-2 - Tape to Wire Connector JP8-2 - Tape to Tape Jumper DCM - DC Male Connector DCF - DC Female Connector SL-2 - Soldered Lead JP8-2 - Soldered Jumper

**SHIPPING OPTIONS**  
RL - Rolls 16ft  
PA - Pre-Assembled  
FA - Fully Assembled



Series-LB1004-ST | 380lm/ft - 6W/ft  
Indoor Strip Light  
Width / 0.39" / 10mm  
128 LEDs/FT


SERIES	WATTAGE	LENGTH	CCT	VOLTAGE	WIRING ACCESSORIES
LB1004-ST	6W - 5.9W/ft	16F - 16ft Roll C - Custom	22K - 2200K 25K - 2500K 27K - 2700K 30K - 3000K 35K - 3500K 40K - 4000K 50K - 5000K 60K - 6000K	24V - 24V	TW10-2MN - Power Connector JP10-2MN - Tape to Tape Jumper DCM - Wire to Wire Male Connector DCF - Wire to Wire Female Connector SL-2 - Soldered Lead JP10-2 - Soldered Jumper

**SHIPPING OPTIONS**  
RL - Rolls 16ft  
PA - Pre-Assembled  
FA - Fully Assembled



Refer to the tape light spec sheet for detailed information.

**COB Static White LED Strip Light**



Series-LB3000-ST | 325lm/ft - 3W/ft  
Indoor Strip Light  
Width / 0.3"/8mm  
146 LEDs/FT

SERIES	WATTAGE	LENGTH	CCT	VOLTAGE	WIRING ACCESSORIES
LB3000-ST	3W - 3W/ft	16F - 16ft Roll C - Custom	27K - 2700K 30K - 3000K 35K - 3500K 40K - 4000K 50K - 5000K 60K - 6000K	24V - 24V	TT8-2C - Tape to Tape Connector TW8-2C - Power Connector JP8-2C - Tape to Tape Jumper DCM - Wire to Wire Male Connector DCF - Wire to Wire Female Connector SL-2 - Soldered Lead JPSL-2 - Soldered Jumper
SHIPPING OPTIONS					
RL - Rolls 16ft PA - Pre-Assembled FA - Fully Assembled					



Series-LB3000-ST-HE | 940lm/ft-5.8W/ft  
Indoor Strip Light  
Width / 0.39" / 10mm  
88 LEDs/FT

SERIES	WATTAGE	LENGTH	CCT	VOLTAGE	WIRING ACCESSORIES
LB3000-ST-HE	5.8W - 5.8W/ft	16F - 16ft Roll C - Custom	27K - 2700K 30K - 3000K 35K - 3500K 40K - 4000K 50K - 5000K	24V - 24V	TT10-2BC - Tape to Tape Connector TW10-2BC - Tape to Wire Connector JP10-2BC - Tape to Tape Jumper DCM - DC Male Connector DCF - DC Female Connector SL-2 - Soldered Lead JPSL-2 - Soldered Jumper
SHIPPING OPTIONS					
RL - Rolls 16ft PA - Pre-Assembled FA - Fully Assembled					



Series-LB3000-FC-ST | 550lm/ft-4.6W/ft  
Indoor Strip Light  
Width / 0.39" / 10mm  
98 LEDs/FT

SERIES	WATTAGE	LENGTH	CCT	VOLTAGE	WIRING ACCESSORIES
LB3000-FC-ST	4.6W - 4.6W/ft	16F - 16ft Roll C - Custom	27K - 2700K 30K - 3000K 35K - 3500K 40K - 4000K 50K - 5000K	24V - 24V	TT10-2BC - Tape to Tape Connector TW10-2BC - Tape to Wire Connector JP10-2BC - Tape to Tape Jumper DCM - DC Male Connector DCF - DC Female Connector SL-2 - Soldered Lead JPSL-2 - Soldered Jumper
SHIPPING OPTIONS					
RL - Rolls 16ft PA - Pre-Assembled FA - Fully Assembled					



Series-LB3000-TWH | 520lm/ft - 6.1W/ft  
Indoor Strip Light  
Width / 0.39"/10mm  
195 LEDs/FT

SERIES	WATTAGE	LENGTH	TECHNOLOGY	VOLTAGE	WIRING ACCESSORIES
LB3000	6.1W - 6.1W/ft	16F - 16ft Roll C - Custom	TWH-65K-27K - TWH/6500K-2700K	24V - 24V	TW10-3C - Power Connector JP10-3C - Tape to Tape Jumper SL-3 - Soldered Lead JPSL-3 - Soldered Jumper
SHIPPING OPTIONS					
RL - Rolls 16ft PA - Pre-Assembled FA - Fully Assembled					



Refer to the tape light spec sheet for detailed information.



**RGB LED Strip Light**  
Series-LB4000-RGB | 250lm/ft - 6.1W/ft  
Indoor Strip Light  
Width / 0.39" / 10mm  
51 LEDs/FT

SERIES	WATTAGE	LENGTH	COLOR	VOLTAGE	WIRING ACCESSORIES
LB4000	6.1W - 6.1W/ft	16F - 16ft Roll C - Custom	RGB - RGB	24V - 24V	<b>TT10-4</b> - Tape to Tape Connector <b>TW10-4</b> - Power Connector <b>JP10-4</b> - Tape to Tape Jumper <b>SL-4</b> - Soldered Lead <b>JPSL-4</b> - Soldered Jumper

**SHIPPING OPTIONS**

**RL** - Rolls 16ft  
**PA** - Pre-Assembled  
**FA** - Fully Assembled



**COB Linear RGBW LED Strip Light**  
Series-LB3000-RGBW | 255lm/ft - 6.1W/ft  
Indoor Strip Light  
Width / 0.47" / 12mm  
256 LEDs/FT

SERIES	WATTAGE	LENGTH	COLOR	VOLTAGE	WIRING ACCESSORIES
LB3000	6.1W - 6.1W/ft	16F - 16ft Roll C - Custom	RGBW - RGBW	24V - 24V	<b>TW12-5C</b> - Power Connector <b>JP12-5C</b> - Tape to Tape Jumper <b>SL-5</b> - Soldered Lead <b>JPSL-5</b> - Soldered Jumper

**SHIPPING OPTIONS**

**RL** - Rolls 16ft  
**PA** - Pre-Assembled  
**FA** - Fully Assembled



**RGB & Tunable White LED Strip Light**  
Series-LB4000-RGBTWH | 220lm/ft - 3.7W/ft  
Indoor Strip Light  
Width / 0.47" / 12mm  
18 LEDs/FT

SERIES	WATTAGE	LENGTH	COLOR	VOLTAGE	WIRING ACCESSORIES
LB4000	3.7W - 3.7W/ft	16F - 16ft Roll C - Custom	RGB/TWH - RGB/TWH	24V - 24V	<b>TW12-6</b> - Power Connector <b>JP12-6</b> - Tape to Tape Jumper <b>SL-6</b> - Soldered Lead <b>JPSL-6</b> - Soldered Jumper

**SHIPPING OPTIONS**

**RL** - Rolls 16ft  
**PA** - Pre-Assembled  
**FA** - Fully Assembled



**RGBW LED Strip Light**  
Series-LB4000-RGBW | 250lm/ft - 5.9W/ft  
Indoor Strip Light  
Width / 0.47" / 12mm  
18 LEDs/FT

SERIES	WATTAGE	LENGTH	COLOR	VOLTAGE	WIRING ACCESSORIES
LB4000	5.9W - 5.9W/ft	16F - 16ft Roll C - Custom	RGBW - RGBW	24V - 24V	<b>TW12-5</b> - Power Connector <b>JP12-5</b> - Tape to Tape Jumper <b>SL-5</b> - Soldered Lead <b>JPSL-5</b> - Soldered Jumper

**SHIPPING OPTIONS**

**RL** - Rolls 16ft  
**PA** - Pre-Assembled  
**FA** - Fully Assembled





# LP-LGC-WWD-SPC-2

**Lumi-PRO** Extrusion/WALL WASHER DIRECT LIGHT

Refer to the tape light spec sheet for detailed information.



**Series-LB1000-WL-ST** | 215lm/ft - 1.9W/ft  
**Outdoor Strip Light** | 565lm/ft - 4.6W/ft  
Width / 0.53" / 13mm  
72 LEDs/FT

SERIES	WATTAGE	LENGTH	CCT	VOLTAGE	WIRING ACCESSORIES
LB1000-WL-ST	1.9W - 1.9W/ft 4.6W - 4.6W/ft	16F - 16ft Roll C - Custom	30K - 3000K 40K - 4000K 50K - 5000K	24V - 24V	WL-BCF-2P-WHT - Female Connector WL-BCM-2P-WHT - Male Connector




**SHIPPING OPTIONS**

- RL - Rolls 16ft
- PA - Pre-Assembled
- FA - Fully Assembled



**Series-LB3000-RGBW** | 218lm/ft - 6.1W/ft  
**Outdoor Tape Light**  
Width / 0.55" / 14mm  
256 LEDs/FT

SERIES	WATTAGE	LENGTH	TECHNOLOGY	VOLTAGE	RATED	WIRING ACCESSORIES
LB3000	6.1W - 6.1W/ft	16F - 16 Ft Roll C - Custom	RGBW	24V - 24V	WL	WL-BCF-5P-WH - Female Connector 12" WL-BCM-5P-WH - Male Connector 72" LB3000-RGBW-WL-EC-PF - End Cap/Power feed LB3000-RGBW-WL-EC - End Cap




**SHIPPING OPTIONS**

- RL - Rolls 16ft
- PA - Pre-Assembled
- FA - Fully Assembled



**Series-LB1000-WDM** | 515lm/ft - 4.4W/ft  
**Indoor Tape Light**  
Width / 0.47" / 12mm  
51 LEDs/FT

SERIES	WATTAGE	LENGTH	TECHNOLOGY	VOLTAGE	WIRING ACCESSORIES
LB1000	4.4W - 4.4W/ft	16F - 16ft Roll C - Custom	WDM-30K-18K - WDM/30K-18K	24V - 24V	TT12-2 - Tape to Tape Connector TW12-2 - Power Connector JP12-2 - Tape to Tape Jumper DCM - Male Connector DCF - Female Connector SL-2 - Soldered Lead JPSL-2 - Soldered Jumper



**SHIPPING OPTIONS**

- RL - Rolls 16ft
- PA - Pre-Assembled
- FA - Fully Assembled