

### Lumi-Pro Specialty Extrusions

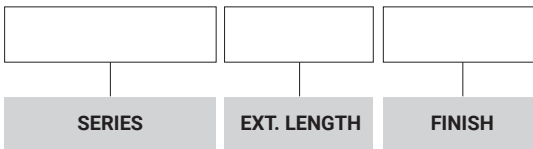
Lumi-Pro Recessed Trimless LED Extrusion is a minimalist architectural lighting solution designed to create seamless, continuous lines of light within walls or ceilings. Engineered for plaster-in (mud-in) installation, this profile integrates directly into drywall surfaces, leaving only a clean, narrow line of light visible once finished.

Ideal for modern interior applications, it delivers a refined, trimless appearance commonly used in corridors, hospitality spaces, and high-end residential projects.

Installation involves embedding the extrusion into the wall structure and finishing over the flanges with plaster or drywall compound to achieve a fully flush result, ensuring a discreet, professional look with no visible aluminum edges.

Compatible with Lumi-Pro LB series LED strips, the extrusion supports high-density or COB LED options to produce smooth, dot-free illumination. Suitable for both horizontal and vertical applications, it offers flexibility for wayfinding, accent, or ambient lighting designs.

Example: LP-LGC-WM-RTL-050-8-SI



LP-LGC-WM-RTL-050	2 - 2ft	SI - Silver
	4 - 4ft	BK - Black
	8 - 8ft	WH - White
	C - Custom	

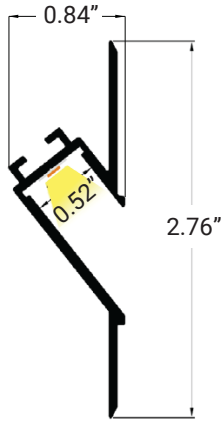
### Compatible LB Series-24V LED Strip Light

<b>LB1000-MN</b>		Power 2.9W/ft - Voltage 24V - CRI 90+ - LED Qty 37/ft - Lumens 280lm/ft
<b>LB1000-LR</b>		Power 3.1W/ft - Voltage 24V - CRI 90+ - LED Qty 37/ft - Lumens 295lm/ft
<b>LB1000-ST</b>		Power 7.2W/ft - Voltage 24V - CRI 95+ - LED Qty 72/ft - Lumens 875lm/ft
<b>LB1000-ST-HO</b>		Power 11W/ft - Voltage 24V - CRI 95+ - LED Qty 72/ft - Lumens 1400lm/ft
<b>LB1000V-ST</b>		Power 6.6W/ft - Voltage 24V - CRI98+ - LED Qty 73/ft - Lumens 890lm/ft
<b>LB1003-ST</b>		Power 3W/ft - Voltage 24V - CRI90+ - LED Qty 55/ft - Lumens 500lm/ft
<b>LB1000-ST-SC</b>		Power 7W/ft - Voltage 24V - CRI90+ - LED Qty 61/ft - Lumens 1082lm/ft
<b>LB1004-ST</b>		Power 5.9W/ft - Voltage 24V - CRI90+ - LED Qty 128/ft - Lumens 380lm/ft

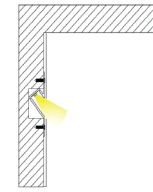
<b>LB3000-MN-ST</b>		Power 2.1W/ft - Voltage 24V - CRI 90+ - LED Qty 122/ft - Lumens 220lm/ft
<b>LB3000-ST</b>		Power 3W/ft - Voltage 24V - CRI 90+ - LED Qty 146/ft - Lumens 325lm/ft
<b>LB3000-ST-HE</b>		Power 5.8W/ft - Voltage 24V - CRI 90+ - LED Qty 88/ft - Lumens 940lm/ft
<b>LB3000-FC-ST</b>		Power 4.6W/ft - Voltage 24V - CRI 90+ - LED Qty 98/ft - Lumens 550lm/ft
<b>LB3000-TWH</b>		Power 6.1W/ft - Voltage 24V - CRI 90+ - LED Qty 195/ft - Lumens 520lm/ft
<b>LB4000-RGB</b>		Power 6.1W/ft - Voltage 24V - LED Qty 51/ft - Lumens 250lm/ft
<b>LB3000-RGBW</b>		Power 6.1W/ft - Voltage 24V - LED Qty 256/ft - Lumens 232lm/ft
<b>LB4000-RGBTWH</b>		Power 3.7W/ft - Voltage 24V - LED Qty 18/ft - Lumens 220lm/ft

Refer to the next pages for more options.

**DIMENSIONS**



**MOUNTING**



Fasten the profile securely using screws—no mounting clips are required. Once installed, apply plaster (mud-in) over the profile and surrounding area, then smooth and finish the surface to achieve a seamless, trimless appearance.

**END CAPS INCLUDED**



**2 End Caps With Holes INCLUDED**



**2 End Caps Without Holes INCLUDED**


Refer to the next page for **COMPATIBLE** Tape Lights.

It Can be ordered in 3 different ways.

**1. Everything will be shipped separately**

**RL**

• Channel, cover, accessories and tape light will be cut and shipped to your desired length.



**Accessories if ordered.**



**2. Pre-assembled and shipped separately as two units**

**PA**

- Channel, cover, accessories and tape light will be cut and shipped to your desired length.
- Cover, end caps and clips will be assembled to the channel.
- Wiring accessories will be attached to the tape light.



**3. Fully assembled and shipped as a single unit**

**FA**

- Channel, cover, accessories and tape light will be cut and shipped to your desired length.
- Wiring accessories will be attached to the tape light.
- Tape light will be installed into the channel and ready to use.





**COMPATIBLE TAPE LIGHT**  
Ordering Guide

Power feed, jumpers and connectors compatible with this channel

	LB1000-MN	LB1000-LR	LB1000-ST	LB1000-ST-HO	LB1000V-ST	LB1003-ST	LB1000-ST-SC	LB1004-ST
Soldered Lead (SL)	✓	✓	✓	✓	✓	✓	✓	✓
Soldered Jumper (JPSL)	✓	✓	✓	✓	✓	✓	✓	✓
Power Connector (TW)	X	X	X	X	X	X	X	X
Tape Connector (TT)	X	X	X	X	X	X	X	X
Tape Jumper (JP)	X	X	X	X	X	X	X	X
Closed End (CE)	✓	✓	✓	✓	✓	✓	✓	✓
DC Connector Male-(DCM)	✓	✓	✓	✓	✓	✓	✓	✓
DC Connector Female-(DCF)	✓	✓	✓	✓	✓	✓	✓	✓

Power feed, jumpers and connectors compatible with this channel

	LB3000-ST	LB3000-ST-HE	LB3000-FC-ST	LB3000-TWH	LB4000-RGB	LB3000-RGBW	LB4000-RGBTWH	LB4000-RGBW
Soldered Lead (SL)	✓	✓	✓	✓	✓	✓	✓	X
Soldered Jumper (JPSL)	✓	✓	✓	✓	✓	✓	✓	X
Power Connector (TW)	X	X	X	X	X	X	X	X
Tape Connector (TT)	X	X	X	X	X	X	X	X
Tape Jumper (JP)	X	X	X	X	X	X	X	X
Closed End (CE)	✓	✓	✓	✓	✓	✓	✓	X
DC Connector Male-(DCM)	✓	✓	✓	X	X	X	X	X
DC Connector Female-(DCF)	✓	✓	✓	X	X	X	X	X

SL= Soldered Lead JPSL= Soldered Jumper DCM=DC Connector Male soldered DCF=DC Connector Female soldered  
TW=Tape to Wire Power Feed TT=Tape to Tape Connector JP=Jumper Wire for Connectors CE=Closed end no connector

**X** Not compatible with this channel.

**NOTE:** The endcap hole should be enlarged to allow wiring to pass through, or the channel may be used without endcaps.



**COMPATIBLE TAPE LIGHT**  
**Ordering Guide**

Power feed, jumpers and connectors compatible with this channel

	LB1000-WL-ST	LB1000-WDM	LB1000-ZZ-ST	LB3000-MN-ST	LB9000-RGBW			
Soldered Lead (SL)	X	✓	✓	✓	✓			
Soldered Jumper (JPSL)	X	✓	✓	✓	✓			
Power Connector (TW)	X	X	X	X	X			
Tape Connector (TT)	X	X	X	X	X			
Tape Jumper (JP)	X	X	X	X	X			
Closed End (CE)	X	✓	✓	✓	✓			
DC Connector Male-(DCM)	X	✓	✓	✓	X			
DC Connector Female-(DCF)	X	✓	✓	✓	X			

**SL**= Soldered Lead **JPSL**= Soldered Jumper **DCM**=DC Connector Male soldered **DCF**=DC Connector Female soldered  
**TW**=Tape to Wire Power Feed **TT**=Tape to Tape Connector **JP**=Jumper Wire for Connectors **CE**=Closed end no connector

**X** Not compatible with this channel.


**NOTE:** The endcap hole should be enlarged to allow wiring to pass through, or the channel may be used without endcaps.



**Series-LB1000-MN** | 280lm/ft - 2.9W/ft  
**Indoor Strip Light**  
 Width / 0.16"/4mm  
 37 LEDs/FT

SERIES	WATTAGE	LENGTH	CCT	VOLTAGE	WIRING ACCESSORIES
LB1000-MN	2.9W - 2.9W/ft	16F - 16ft Roll C - Custom	27K - 2700K 30K - 3000K 35K - 3500K 40K - 4000K 50K - 5000K	24V - 24V	DCM - Wire to Wire Male Connector DCF - Wire to Wire Female Connector SL-2 - Soldered Lead JP SL-2 - Soldered Jumper

SHIPPING OPTIONS
RL - Rolls 16ft PA - Pre-Assembled FA - Fully Assembled



**Series-LB1000-LR** | 295lm/ft - 3.1W/ft  
**Indoor Strip Light**  
 Width / 0.39"/10mm  
 37 LEDs/FT

SERIES	WATTAGE	LENGTH	CCT	VOLTAGE	WIRING ACCESSORIES
LB1000-LR	3.1W - 3.1W/ft	52F - 52ft Roll C - Custom	30K - 3000K 40K - 4000K 50K - 5000K	24V - 24V	TT10-2 - Tape to Tape Connector TW10-2 - Tape to Wire Connector JP10-2 - Tape to Tape Jumper DCM - DC Male Connector DCF - DC Female Connector SL-2 - Soldered Lead JP SL-2 - Soldered Jumper


SHIPPING OPTIONS
RL - Rolls 52ft PA - Pre-Assembled FA - Fully Assembled



**Series-LB1000-ST** | 235lm/ft - 1.9W/ft  
**Indoor Strip Light**  
 Width / 0.39"/10mm  
 72 LEDs/FT

SERIES	WATTAGE	LENGTH	CCT	VOLTAGE	WIRING ACCESSORIES
LB1000-ST	1.9W - 1.9W/ft 4.6W - 4.6W/ft 7.2W - 7.2W/ft	16F - 16ft Roll C - Custom	27K - 2700K 30K - 3000K 35K - 3500K 40K - 4000K 50K - 5000K 60K - 6000K	24V - 24V	TT10-2T - Tape to Tape Connector TW10-2T - Power Connector JP10-2T - Tape to Tape Jumper DCM - Wire to Wire Male Connector DCF - Wire to Wire Female Connector SL-2 - Soldered Lead JP SL-2 - Soldered Jumper

SHIPPING OPTIONS
RL - Rolls 16ft PA - Pre-Assembled FA - Fully Assembled



**Series-LB1000-ST-HO** | 1120lm/ft - 9W/ft  
**Indoor Strip Light**  
 Width / 0.39"/10mm  
 72 LEDs/FT

SERIES	WATTAGE	LENGTH	CCT	VOLTAGE	WIRING ACCESSORIES
LB1000-ST-HO	9W - 9W/ft 11W - 11W/ft	16F - 16ft Roll C - Custom	27K - 2700K 30K - 3000K 35K - 3500K 40K - 4000K 50K - 5000K 60K - 6000K	24V - 24V	TT10-2T - Tape to Tape Connector TW10-2T - Power Connector JP10-2T - Tape to Tape Jumper DCM - Wire to Wire Male Connector DCF - Wire to Wire Female Connector SL-2 - Soldered Lead JP SL-2 - Soldered Jumper

SHIPPING OPTIONS
RL - Rolls 16ft PA - Pre-Assembled FA - Fully Assembled



IP20

COMPATIBLE TAPE LIGHT

# LP-LGC-WM-RTL-050

**Lumi-PRO** Recessed Trimless Aluminum Extrusion

Refer to the tape light spec sheet for detailed information.

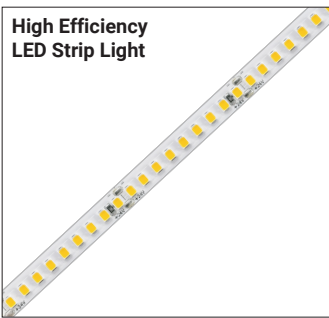


**Series-LB1000V-ST** | 890lm/ft - 6.6W/ft  
**Indoor Strip Light**  
 Width / 0.39" / 10mm  
 73 LEDs/FT

SERIES	WATTAGE	LENGTH	CCT	VOLTAGE	WIRING ACCESSORIES
LB1000V-ST	6.6W - 6.6W/ft	16F - 16ft Roll C - Custom	27K - 2700K 30K - 3000K 35K - 3500K 40K - 4000K 50K - 5000K	24V - 24V	TW10-2T - Tape to Wire Connector JP10-2T - Tape to Tape Jumper DCM - DC Male Connector DCF - DC Female Connector SL-2 - Soldered Lead JPSL-2 - Soldered Jumper

**SHIPPING OPTIONS**

- RL - Rolls 16ft
- PA - Pre-Assembled
- FA - Fully Assembled




**Series-LB1003-ST** | 500lm/ft - 3W/ft  
**Indoor Strip Light**  
 Width / 0.3" / 8mm  
 55 LEDs/FT

SERIES	WATTAGE	LENGTH	CCT	VOLTAGE	WIRING ACCESSORIES
LB1003-ST	3W - 2.9W/ft	16F - 16ft Roll C - Custom	27K - 2700K 30K - 3000K 35K - 3500K 40K - 4000K 50K - 5000K 65K - 6500K	24V - 24V	TW8-2 - Power Connector JP8-2 - Tape to Tape Jumper DCM - Wire to Wire Male Connector DCF - Wire to Wire Female Connector SL-2 - Soldered Lead JPSL-2 - Soldered Jumper

**SHIPPING OPTIONS**

- RL - Rolls 16ft
- PA - Pre-Assembled
- FA - Fully Assembled



**Series-LB1000-ST-SC** | 1082lm/ft - 7W/ft  
**Indoor Strip Light**  
 Width / 0.3" / 8mm  
 61 LEDs/FT

SERIES	WATTAGE	LENGTH	CCT	VOLTAGE	WIRING ACCESSORIES
LB1000-ST-SC	7W - 7.3W/ft	13F - 13ft Roll C - Custom	27K - 2700K 30K - 3000K 35K - 3500K 40K - 4000K 50K - 5000K 65K - 6500K	24V - 24V	TW8-2 - Tape to Wire Connector JP8-2 - Tape to Tape Jumper DCM - DC Male Connector DCF - DC Female Connector SL-2 - Soldered Lead JPSL-2 - Soldered Jumper

**SHIPPING OPTIONS**

- RL - Rolls 16ft
- PA - Pre-Assembled
- FA - Fully Assembled



**Series-LB1004-ST** | 380lm/ft - 6W/ft  
**Indoor Strip Light**  
 Width / 0.39" / 10mm  
 128 LEDs/FT

SERIES	WATTAGE	LENGTH	CCT	VOLTAGE	WIRING ACCESSORIES
LB1004-ST	6W - 5.9W/ft	16F - 16ft Roll C - Custom	22K - 2200K 25K - 2500K 27K - 2700K 30K - 3000K 35K - 3500K 40K - 4000K 50K - 5000K 60K - 6000K	24V - 24V	TW10-2MN - Power Connector JP10-2MN - Tape to Tape Jumper DCM - Wire to Wire Male Connector DCF - Wire to Wire Female Connector SL-2 - Soldered Lead JPSL-2 - Soldered Jumper

**SHIPPING OPTIONS**

- RL - Rolls 16ft
- PA - Pre-Assembled
- FA - Fully Assembled

**COB Static White LED Strip Light**


Series-LB3000-ST | 325lm/ft - 3W/ft  
 Indoor Strip Light  
 Width / 0.3"/8mm  
 146 LEDs/FT

LB3000-ST					
SERIES	WATTAGE	LENGTH	CCT	VOLTAGE	WIRING ACCESSORIES
LB3000-ST	3W - 3W/ft	16F - 16ft Roll C - Custom	27K - 2700K 30K - 3000K 35K - 3500K 40K - 4000K 50K - 5000K 60K - 6000K	24V - 24V	TT8-2C - Tape to Tape Connector TW8-2C - Power Connector JP8-2C - Tape to Tape Jumper DCM - Wire to Wire Male Connector DCF - Wire to Wire Female Connector SL-2 - Soldered Lead JP5L-2 - Soldered Jumper
SHIPPING OPTIONS					
RL - Rolls 16ft PA - Pre-Assembled FA - Fully Assembled					



Series-LB3000-ST-HE | 940lm/ft- 5.8W/ft  
 Indoor Strip Light  
 Width / 0.39" / 10mm  
 88 LEDs/FT

LB3000-ST-HE					
SERIES	WATTAGE	LENGTH	CCT	VOLTAGE	WIRING ACCESSORIES
LB3000-ST-HE	5.8W - 5.8W/ft	16F - 16ft Roll C - Custom	27K - 2700K 30K - 3000K 35K - 3500K 40K - 4000K 50K - 5000K	24V - 24V	TT10-2BC - Tape to Tape Connector TW10-2BC - Tape to Wire Connector JP10-2BC - Tape to Tape Jumper DCM - DC Male Connector DCF - DC Female Connector SL-2 - Soldered Lead JP5L-2 - Soldered Jumper
SHIPPING OPTIONS					
RL - Rolls 16ft PA - Pre-Assembled FA - Fully Assembled					



Series-LB3000-FC-ST | 550lm/ft- 4.6W/ft  
 Indoor Strip Light  
 Width / 0.39" / 10mm  
 98 LEDs/FT

LB3000-FC-ST					
SERIES	WATTAGE	LENGTH	CCT	VOLTAGE	WIRING ACCESSORIES
LB3000-FC-ST	4.6W - 4.6W/ft	16F - 16ft Roll C - Custom	27K - 2700K 30K - 3000K 35K - 3500K 40K - 4000K 50K - 5000K	24V - 24V	TT10-2BC - Tape to Tape Connector TW10-2BC - Tape to Wire Connector JP10-2BC - Tape to Tape Jumper DCM - DC Male Connector DCF - DC Female Connector SL-2 - Soldered Lead JP5L-2 - Soldered Jumper
SHIPPING OPTIONS					
RL - Rolls 16ft PA - Pre-Assembled FA - Fully Assembled					

**COB Tunable White LED Strip Light**


Series-LB3000-TWH | 520lm/ft - 6.1W/ft  
 Indoor Strip Light  
 Width / 0.39"/10mm  
 195 LEDs/FT

LB3000					
SERIES	WATTAGE	LENGTH	TECHNOLOGY	VOLTAGE	WIRING ACCESSORIES
LB3000	6.1W - 6.1W/ft	16F - 16ft Roll C - Custom	TWH-65K-27K - TWH/6500K-2700K	24V - 24V	TW10-3C - Power Connector JP10-3C - Tape to Tape Jumper SL-3 - Soldered Lead JP5L-3 - Soldered Jumper
SHIPPING OPTIONS					
RL - Rolls 16ft PA - Pre-Assembled FA - Fully Assembled					




IP20

COMPATIBLE TAPE LIGHT

# LP-LGC-WM-RTL-050

**Lumi-PRO** Recessed Trimless Aluminum Extrusion

Refer to the tape light spec sheet for detailed information.



Series-LB3000-MN-ST | 220lm/ft - 2W/ft  
Indoor Strip Light  
Width / 0.16"/4mm  
122 LEDs/FT

LB3000-MN-ST					
SERIES	WATTAGE	LENGTH	CCT	VOLTAGE	WIRING ACCESSORIES
LB3000-MN-ST	2W - 2.1W/ft	16F - 16ft Roll C - Custom	27K - 2700K 30K - 3000K 40K - 4000K 65K - 6500K	24V - 24V	DCM - Wire to Wire Male Connector DCF - Wire to Wire Female Connector SL-2 - Soldered Lead JP5L-2 - Soldered Jumper

**SHIPPING OPTIONS**

RL - Rolls 16ft  
PA - Pre-Assembled  
FA - Fully Assembled



Series-LB1000-ZZ-ST | 455lm/ft - 3.6W/ft  
Indoor Strip Light  
Width / 0.39"/10mm  
43 LEDs/FT

LB1000-ZZ-ST					
SERIES	WATTAGE	LENGTH	CCT	VOLTAGE	WIRING ACCESSORIES
LB1000-ZZ-ST	3.6W - 3.6W/ft	16F - 16ft Roll C - Custom	27K - 2700K 30K - 3000K 35K - 3500K 40K - 4000K 50K - 5000K 65K - 6500K	24V - 24V	TW8-2 - Tape to Wire Connector JP8-2 - Tape to Tape Jumper DCM - DC Male Connector DCF - DC Female Connector SL-2 - Soldered Lead JP5L-2 - Soldered Jumper

**SHIPPING OPTIONS**

RL - Rolls 16ft  
PA - Pre-Assembled  
FA - Fully Assembled



Series-LB4000-RGB | 250lm/ft - 6.1W/ft  
Indoor Strip Light  
Width / 0.39" / 10mm  
51 LEDs/FT

LB4000					
SERIES	WATTAGE	LENGTH	COLOR	VOLTAGE	WIRING ACCESSORIES
LB4000	6.1W - 6.1W/ft	16F - 16ft Roll C - Custom	RGB - RGB	24V - 24V	TT10-4 - Tape to Tape Connector TW10-4 - Power Connector JP10-4 - Tape to Tape Jumper SL-4 - Soldered Lead JP5L-4 - Soldered Jumper

**SHIPPING OPTIONS**

RL - Rolls 16ft  
PA - Pre-Assembled  
FA - Fully Assembled



Series-LB3000-RGBW | 255lm/ft - 6.1W/ft  
Indoor Strip Light  
Width / 0.47"/12mm  
256 LEDs/FT

LB3000					
SERIES	WATTAGE	LENGTH	COLOR	VOLTAGE	WIRING ACCESSORIES
LB3000	6.1W - 6.1W/ft	16F - 16ft Roll C - Custom	RGBW - RGBW	24V - 24V	TW12-5C - Power Connector JP12-5C - Tape to Tape Jumper SL-5 - Soldered Lead JP5L-5 - Soldered Jumper

**SHIPPING OPTIONS**

RL - Rolls 16ft  
PA - Pre-Assembled  
FA - Fully Assembled



IP20

COMPATIBLE TAPE LIGHT

# LP-LGC-WM-RTL-050

**Lumi-PRO** Recessed Trimless Aluminum Extrusion

Refer to the tape light spec sheet for detailed information.



**Series-LB4000-RGBTWH** | 220lm/ft - 3.7W/ft  
**Indoor Strip Light**  
 Width / 0.47"/12mm  
 18 LEDs/FT

LB4000					
SERIES	WATTAGE	LENGTH	COLOR	VOLTAGE	WIRING ACCESSORIES
LB4000	3.7W - 3.7W/ft	16F - 16ft Roll C - Custom	RGB/TWH- RGB/TWH	24V - 24V	<b>TW12-6</b> - Power Connector <b>JP12-6</b> - Tape to Tape Jumper <b>SL-6</b> - Soldered Lead <b>JPSL-6</b> - Soldered Jumper
<div style="border: 1px solid black; width: 100px; height: 15px; margin: 0 auto;"></div> <p><b>SHIPPING OPTIONS</b></p>					

- RL - Rolls 16ft
- PA - Pre-Assembled
- FA - Fully Assembled



**Series-LB1000-WDM** | 515lm/ft - 4.4W/ft  
**Indoor Tape Light**  
 Width / 0.47"/12mm  
 51 LEDs/FT

LB1000					
SERIES	WATTAGE	LENGTH	TECHNOLOGY	VOLTAGE	WIRING ACCESSORIES
LB1000	4.4W - 4.4W/ft	16F - 16ft Roll C - Custom	WDM-30K-18K - WDM/30K-18K	24V - 24V	<b>TT12-2</b> - Tape to Tape Connector <b>TW12-2</b> - Power Connector <b>JP12-2</b> - Tape to Tape Jumper <b>DCM</b> - Male Connector <b>DCF</b> - Female Connector <b>SL-2</b> - Soldered Lead <b>JPSL-2</b> - Soldered Jumper
<div style="border: 1px solid black; width: 100px; height: 15px; margin: 0 auto;"></div> <p><b>SHIPPING OPTIONS</b></p>					

- RL - Rolls 16ft
- PA - Pre-Assembled
- FA - Fully Assembled



**Series-LB9000-RGBW** | 270lm/ft - 6W/ft  
**Indoor Strip Light**  
 Width / 0.47" / 12mm  
 18 LEDs/FT

LB9000-RGBW				
SERIES	WATTAGE	LENGTH	VOLTAGE	WIRING ACCESSORIES
LB9000-RGBW	6W - 6W/ft	16F - 16ft Roll C - Custom	24V - 24V	<b>SL-5D</b> - Soldered Lead <b>JPSL-5D</b> - Soldered Jumper
<div style="border: 1px solid black; width: 100px; height: 15px; margin: 0 auto;"></div> <p><b>SHIPPING OPTIONS</b></p>				

- RL - Rolls 16ft
- PA - Pre-Assembled
- FA - Fully Assembled