

#### Lumi-PRO Extrusion TRIMLESS

**Lumi-Pro Extrusion Trimless LED profiles** are widely embraced in interior design applications, offering a practical and visually appealing lighting solution. Perfect for creating a seamless and **sophisticated lighting effect within walls, ceilings, or furniture**, these extrusions bring a touch of elegance to any space.

Designed specifically for use with our **LB series LED Light Strips**, these extrusions provide a versatile and customizable lighting solution for distinct spaces within **residential, commercial, or hospitality** settings.

In essence, **Lumi-Pro Extrusions transcend mere illumination**. They embody a fusion of innovation, aesthetics, and practicality, redefining how lighting integrates into **interior spaces**.

#### Example: LP-LGC-RTL-2-8-SI-FTD













SERIES	EXT. LENGTH	FINISH	OPTICAL LENS	ACCESSORIES
LP-LGC-RTL-2	2 - 2ft 4 - 4ft 8 - 8ft C - Custom	SI - Silver BK - Black <sup>1</sup> WH - White <sup>1</sup>	FTD - Flat Diffuser FTO - Flat Opal <sup>1</sup> FTT - Flat Transparent <sup>1</sup> FTB - Flat Black <sup>1</sup>	Please refer to the next page for accessories options.

<sup>1</sup>.MOQ (minimum order quantity)required for these options, please consult factory.

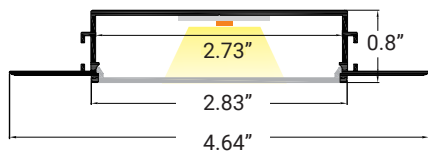


#### LB Series 24V LED Strip Light

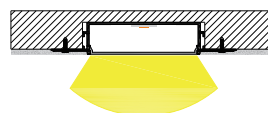
##### COMPATIBLE STRIP LIGHT

<b>LB1000-MN</b>	 Power 2.9W/ft - Voltage 24V - CRI 90+ - LED Qty 37/ft - Lumens 280lm/ft	<b>LB1003-ST</b>	 Power 2.9W/ft - Voltage 24V - CRI90+ - LED Qty 55/ft - Lumens 500lm/ft
<b>LB1000-LR</b>	 Power 3.1W/ft - Voltage 24V - CRI 90+ - LED Qty 37/ft - Lumens 295lm/ft	<b>LB3000-ST</b>	 Power 3.0W/ft - Voltage 24V - CRI 90+ - LED Qty 146/ft - Lumens 325lm/ft
<b>LB1000-ST</b>	 Power 11W/ft - Voltage 24V - CRI 95+ - LED Qty 72/ft - Lumens 875lm/ft	<b>LB3000-TWH</b>	 Power 6.1W/ft - Voltage 24V - CRI 90+ - LED Qty 195/ft - Lumens 520lm/ft
<b>LB1000-WL-ST</b>	 Power 4.6W/ft - Voltage 24V - CRI95+ - LED Qty 72/ft - Lumens 565lm/ft	<b>LB3000-RGBW</b>	 Power 6.1W/ft - Voltage 24V - LED Qty 256/ft - Lumens 255lm/ft
<b>LB1000-WDM</b>	 Power 4.4W/ft - Voltage 24V - CRI 90+ - LED Qty 51/ft - Lumens 515lm/ft	<b>LB4000-RGBTWH</b>	 Power 3.7W/ft - Voltage 24V - LED Qty 18/ft - Lumens 220lm/ft
<b>LB1004-ST</b>	 Power 5.9W/ft - Voltage 24V - CRI90+ - LED Qty 128/ft - Lumens 380lm/ft	<b>LB4000-RGBW</b>	 Power 5.9W/ft - Voltage 24V - LED Qty 18/ft - Lumens 250lm/ft

## DIMENSIONS



## MOUNTING



Trimless mounting

## ACCESSORIES



LP-LGC-R-ACC-SC  
Straight Connector



LP-LGC-R-ACC-90VC  
90° Vertical Connector



LP-LGC-R-ACC-90C  
90° Connector

## END CAPS/INCLUDED



WH/With Hole




WTH/Without Hole

It Can be ordered in 3 different ways.

### 1. Everything will be shipped separately

- Channel, cover, accessories and tape light will be cut and shipped to your desired length.



Channel, Cover, mounting clips,  
and end caps.



Tape Light if ordered.

Accessories if ordered.



### 2. Pre-assembled and shipped separately as two units

- Channel, cover, accessories and tape light will be cut and shipped to your desired length.
- Cover, end caps and clips will be assembled to the channel.
- Wiring accessories will be attached to the tape light.



Channel will be cut and assembled to  
your desired length.



Wiring accessories attached to the tape light.

### 3. Fully assembled and shipped as a single unit

- Channel, cover, accessories and tape light will be cut and shipped to your desired length.
- Wiring accessories will be attached to the tape light.
- Tape light will be installed into the channel and ready to use.



Refer to the next page for  
COMPATIBLE Tape Lights.



IP20

COMPATIBLE TAPE LIGHT

# LP-LGC-RTL-2

**Lumi-PRO** Extrusion/TRIMLESS  
Refer to the tape light spec sheet for detailed information.



**Series-LB1000-MN** | 280lm/ft - 2.9W/ft  
Indoor Strip Light  
Width / 0.16" / 4mm  
37 LEDs/FT

SERIES	WATTAGE	LENGTH	CCT	VOLTAGE	WIRING ACCESSORIES
LB1000-MN	2.9W - 2.9W/ft	16F - 16ft Roll	27K - 2700K 30K - 3000K 35K - 3500K 40K - 4000K 50K - 5000K	24V - 24V	DCM - Wire to Wire Male Connector DCF - Wire to Wire Female Connector SL-2 - Soldered Lead JPSL-2 - Soldered Jumper

CHANNEL	STRIP LIGHT	WIRING ACCESSORIES
ASB - Assembled SEP - Separated	INS - Installed SEP - Separated	INS - Installed SEP - Separated



**Series-LB1000-LR** | 295lm/ft - 3.1W/ft  
Indoor Strip Light  
Width / 0.39" / 10mm  
37 LEDs/FT

SERIES	WATTAGE	LENGTH	CCT	VOLTAGE	WIRING ACCESSORIES
LB1000-LR	3.1W - 3.1W/ft	52F - 52ft Roll	30K - 3000K 40K - 4000K 50K - 5000K	24V - 24V	TW10-2 - Power Connector TT10-2 - Tape to Tape Connector JP10-2 - Tape to Tape Jumper DCM - Wire to Wire Male Connector DCF - Wire to Wire Female Connector SL-2 - Soldered Lead JPSL-2 - Soldered Jumper

CHANNEL	STRIP LIGHT	WIRING ACCESSORIES
ASB - Assembled SEP - Separated	INS - Installed SEP - Separated	INS - Installed SEP - Separated



**Series-LB1000-ST** | 235lm/ft - 1.9W/ft  
Indoor Strip Light  
Width / 0.39" / 10mm  
72 LEDs/FT

SERIES	WATTAGE	LENGTH	CCT	VOLTAGE	WIRING ACCESSORIES
LB1000-ST	1.9W - 1.9W/ft 4.6W - 4.6W/ft 7.2W - 7.2W/ft	16F - 16ft Roll	27K - 2700K 30K - 3000K 35K - 3500K 40K - 4000K 50K - 5000K 60K - 6000K	24V - 24V	TW10-2T - Power Connector TT10-2T - Tape to Tape Connector JP10-2T - Tape to Tape Jumper DCM - Wire to Wire Male Connector DCF - Wire to Wire Female Connector SL-2 - Soldered Lead JPSL-2 - Soldered Jumper

CHANNEL	STRIP LIGHT	WIRING ACCESSORIES
ASB - Assembled SEP - Separated	INS - Installed SEP - Separated	INS - Installed SEP - Separated



**Series-LB1000-WL-ST** | 215lm/ft - 1.9W/ft  
Outdoor Strip Light  
Width / 0.53" / 13mm  
72 LEDs/FT

SERIES	WATTAGE	LENGTH	CCT	VOLTAGE	WIRING ACCESSORIES
LB1000-WL-ST	1.9W - 1.9W/ft 4.6W - 4.6W/ft	16F - 16ft Roll	30K - 3000K 40K - 4000K 50K - 5000K	24V - 24V	TW12-2WL - Power Connector JP12-2WL - Tape to Tape Jumper WL-BCF-2P-WHT - Female Connector WL-BCM-2P-WHT - Male Connector

CHANNEL	TAPE LIGHT	WIRING ACCESSORIES
ASB - Assembled SEP - Separated	INS - Installed SEP - Separated	INS - Installed SEP - Separated



IP20

COMPATIBLE TAPE LIGHT

# LP-LGC-RTL-2

**Lumi-PRO** Extrusion/TRIMLESS  
Refer to the tape light spec sheet for detailed information.

## Warm Dim LED Strip Light



Series-LB1000-WDM  
Indoor Tape Light  
Width / 0.47"  
51 LEDs/FT

LB1000					
SERIES	WATTAGE	LENGTH	TECHNOLOGY	VOLTAGE	WIRING ACCESSORIES
LB1000	4.4W - 4.4W/ft	16F - 16ft Roll	WDM-30K-18K - WDM/30K-18K WDM-65K-27K - WDM/65K-27K	24V - 24V	TW12-2 - Power Connector TT12-2 - Tape to Tape Connector JP12-2 - Tape to Tape Jumper DCM - Male Connector DCF - Female Connector SL-2 - Soldered Lead JPSL-2 - Soldered Jumper
CHANNEL	TAPE LIGHT	WIRING ACCESSORIES			
ASB - Assembled SEP - Separated	INS - Installed SEP - Separated	INS - Installed SEP - Separated			


## MINI Neon Linear LED Strip Light



Series-LB1004-ST  
Indoor Strip Light  
Width / 0.39" / 10mm  
128 LEDs/FT

LB1004-ST					
SERIES	WATTAGE	LENGTH	CCT	VOLTAGE	WIRING ACCESSORIES
LB1004-ST	6W- 5.9W/ft	16F - 16ft Roll	22K - 2200K 25K - 2500K 27K - 2700K 30K - 3000K 35K - 3500K 40K - 4000K 50K - 5000K 60K - 6000K	24V - 24V	TW10-MN - Power Connector JP10-2MN - Tape to Tape Jumper DCM - Wire to Wire Male Connector DCF - Wire to Wire Female Connector SL-2 - Soldered Lead JPSL-2 - Soldered Jumper
</					

## High Efficiency LED Strip Light



Series-LB1003-ST  
Indoor Strip Light  
Width / 0.31" / 8mm  
55 LEDs/FT

LB1003-ST					
SERIES	WATTAGE	LENGTH	CCT	VOLTAGE	WIRING ACCESSORIES
LB1003-ST	3W - 2.9W/ft	16F - 16ft Roll	27K - 2700K 30K - 3000K 35K - 3500K 40K - 4000K 50K - 5000K 65K - 6500K	24V - 24V	TW8-2 - Power Connector JP8-2 - Tape to Tape Jumper DCM - Wire to Wire Male Connector DCF - Wire to Wire Female Connector SL-2 - Soldered Lead JPSL-2 - Soldered Jumper

## COB Static White LED Strip Light



Series-LB3000-ST  
Indoor Strip Light  
Width / 0.3"/8mm  
146 LEDs/FT

LB3000-ST					
SERIES	WATTAGE	LENGTH	CCT	VOLTAGE	WIRING ACCESSORIES
LB3000-ST	3W - 3W/ft	16F - 16ft Roll	27K - 2700K 30K - 3000K 35K - 3500K 40K - 4000K 50K - 5000K 60K - 6000K	24V - 24V	TW8-2C - Power Connector TT8-2C - Tape to Tape Connector JP8-2C - Tape to Tape Jumper DCM - Wire to Wire Male Connector DCF - Wire to Wire Female Connector SL-2 - Soldered Lead JPSL-2 - Soldered Jumper
		</			



IP20

COMPATIBLE TAPE LIGHT

# LP-LGC-RTL-2

**Lumi-PRO** Extrusion/TRIMLESS  
Refer to the tape light spec sheet for detailed information.

## COB Tunable White LED Strip Light



Series-LB3000-TWH | 520lm/ft - 6.1W/ft  
Indoor Strip Light  
Width / 0.39"/10mm  
195 LEDs/FT

LB3000					
SERIES	WATTAGE	LENGTH	TECHNOLOGY	VOLTAGE	WIRING ACCESSORIES
LB3000	6.1W - 6.1W/ft	16F - 16ft Roll	TWH-65K-27K - TWH/6500K-2700K	24V - 24V	<b>TW10-3C</b> - Power Connector <b>JP10-3C</b> - Tape to Tape Jumper <b>SL-3</b> - Soldered Lead <b>JPSL-3</b> - Soldered Jumper

CHANNEL	STRIP LIGHT	WIRING ACCESSORIES
ASB - Assembled SEP - Separated	INS - Installed SEP - Separated	INS - Installed SEP - Separated

## COB Linear RGBW LED Strip Light



Series-LB3000-RGBW | 255lm/ft - 6.1W/ft  
Indoor Strip Light  
Width / 0.47"/12mm  
256 LEDs/FT

LB3000					
SERIES	WATTAGE	LENGTH	COLOR	VOLTAGE	WIRING ACCESSORIES
LB3000	6.1W - 6.1W/ft	16F - 16ft Roll	RGBW - RGBW	24V - 24V	<b>TW12-5C</b> - Power Connector <b>JP12-5C</b> - Tape to Tape Jumper <b>SL-5</b> - Soldered Lead <b>JPSL-5</b> - Soldered Jumper

CHANNEL	TAPE LIGHT	WIRING ACCESSORIES
ASB - Assembled SEP - Separated	INS - Installed SEP - Separated	INS - Installed SEP - Separated

## RGB & Tunable White LED Strip Light



Series-LB4000-RGBTWH | 220lm/ft - 3.7W/ft  
Indoor Strip Light  
Width / 0.47"/12mm  
18 LEDs/FT

LB4000					
SERIES	WATTAGE	LENGTH	COLOR	VOLTAGE	WIRING ACCESSORIES
LB4000	3.7W - 3.7W/ft	16F - 16ft Roll	RGB/TWH- RGB/TWH	24V - 24V	<b>TW12-6</b> - Power Connector <b>JP12-6</b> - Tape to Tape Jumper <b>SL-6</b> - Soldered Lead <b>JPSL-6</b> - Soldered Jumper

CHANNEL	TAPE LIGHT	WIRING ACCESSORIES
ASB - Assembled SEP - Separated	INS - Installed SEP - Separated	INS - Installed SEP - Separated

## RGBW LED Strip Light




Series-LB4000-RGBW | 250lm/ft - 5.9W/ft  
Indoor Strip Light  
Width / 0.47"/12mm  
18 LEDs/FT

LB4000					
SERIES	WATTAGE	LENGTH	COLOR	VOLTAGE	WIRING ACCESSORIES
LB4000	5.9W - 5.9W/ft	16F - 16ft Roll	RGBW - RGBW	24V - 24V	<b>TW14-5</b> - Power Connector <b>TT14-5</b> - Tape to Tape Connector <b>JP14-5</b> - Tape to Tape Jumper <b>SL-5</b> - Soldered Lead <b>JPSL-5</b> - Soldered Jumper

CHANNEL	TAPE LIGHT	WIRING ACCESSORIES
ASB - Assembled SEP - Separated	INS - Installed SEP - Separated	INS - Installed SEP - Separated



## RGB LED Strip Light



Series-LB4000-RGB | 250lm/ft - 6.1W/ft  
Indoor Strip Light  
Width / 0.39" / 10mm  
51 LEDs/FT

LB4000					
--------	--	--	--	--	--

SERIES	WATTAGE	LENGTH	COLOR	VOLTAGE	WIRING ACCESSORIES
--------	---------	--------	-------	---------	--------------------

LB4000	6.1W - 6.1W/ft	16F - 16ft Roll	RGB - RGB	24V - 24V	<b>TW10-4</b> - Power Connector <b>TT10-4</b> - Tape to Tape Connector <b>JP10-4</b> - Tape to Tape Jumper <b>SL-4</b> - Soldered Lead <b>JPSL-4</b> - Soldered Jumper
--------	----------------	-----------------	-----------	-----------	--

CHANNEL	STRIP LIGHT	WIRING ACCESSORIES

<b>ASB</b> - Assembled <b>SEP</b> - Separated	<b>INS</b> - Installed <b>SEP</b> - Separated	<b>INS</b> - Installed <b>SEP</b> - Separated
--	--	--

## Individually Addressable LED Strip Light



Series-LB9000-RGBW | 270lm/ft - 6W/ft  
Indoor Strip Light  
Width / 0.47" / 12mm  
18 LEDs/FT

LB9000-RGBW				
-------------	--	--	--	--

SERIES	WATTAGE	LENGTH	VOLTAGE	WIRING ACCESSORIES
--------	---------	--------	---------	--------------------

LB9000-RGBW	6W - 6W/ft	16F - 16ft Roll	24V - 24V	<b>TW12-5D</b> - Power Connector <b>JP12-5D</b> - Tape to Tape Jumper <b>SL-5D</b> - Soldered Lead <b>JPSL-5D</b> - Soldered Jumper
-------------	------------	-----------------	-----------	--

CHANNEL	STRIP LIGHT	WIRING ACCESSORIES

<b>ASB</b> - Assembled <b>SEP</b> - Separated	<b>INS</b> - Installed <b>SEP</b> - Separated	<b>INS</b> - Installed <b>SEP</b> - Separated
--	--	--