

Lumi-PRO Extrusion TRIMLESS

Lumi-Pro Extrusion Trimless LED profiles are widely embraced in interior design applications, offering a practical and visually appealing lighting solution. Perfect for creating a seamless and **sophisticated lighting effect within walls, ceilings, or furniture**, these extrusions bring a touch of elegance to any space.

Designed specifically for use with our **LB series LED Light Strips**, these extrusions provide a versatile and customizable lighting solution for distinct spaces within **residential, commercial, or hospitality** settings.

In essence, **Lumi-Pro Extrusions transcend mere illumination**. They embody a fusion of innovation, aesthetics, and practicality, redefining how lighting integrates into **interior spaces**.

Example: LP-LGC-RTL-075-8-SI-FTD



SERIES	EXT. LENGTH	FINISH	OPTICAL LENS
LP-LGC-RTL-075	2 - 2ft 4 - 4ft 8 - 8ft C - Custom	SI - Silver BK - Black ¹ WH - White ¹	FTD - Flat Diffuser FTO - Flat Opal ¹ FTT - Flat Transparent ¹ FTB - Flat Black ¹

¹.MOQ (minimum order quantity) required for these options, please consult factory.



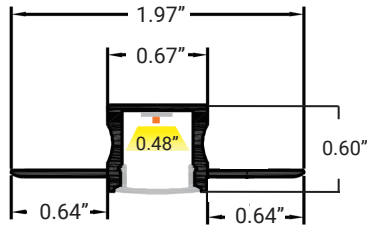
LB Series 24V LED Strip Light

COMPATIBLE STRIP LIGHT

LB1000-MN	 Power 2.9W/ft - Voltage 24V - CRI 90+ - LED Qty 37/ft - Lumens 280lm/ft	LB3000-ST	 Power 3.0W/ft - Voltage 24V - CRI 90+ - LED Qty 146/ft - Lumens 325lm/ft
LB1000-LR	 Power 3.1W/ft - Voltage 24V - CRI 90+ - LED Qty 37/ft - Lumens 295lm/ft	LB3000-TWH	 Power 6.1W/ft - Voltage 24V - CRI 90+ - LED Qty 195/ft - Lumens 520lm/ft
LB1000-ST	 Power 11W/ft - Voltage 24V - CRI 95+ - LED Qty 72/ft - Lumens 875lm/ft	LB3000-RGBW	 Power 6.1W/ft - Voltage 24V - LED Qty 256/ft - Lumens 255lm/ft
LB1000-WDM	 Power 4.4W/ft - Voltage 24V - CRI 90+ - LED Qty 51/ft - Lumens 515lm/ft	LB4000-RGBTWH	 Power 3.7W/ft - Voltage 24V - LED Qty 18/ft - Lumens 220lm/ft
LB1004-ST	 Power 5.9W/ft - Voltage 24V - CRI90+ - LED Qty 128/ft - Lumens 380lm/ft	LB4000-RGB	 Power 6.1W/ft - Voltage 24V - LED Qty 51/ft - Lumens 250lm/ft
LB1003-ST	 Power 2.9W/ft - Voltage 24V - CRI90+ - LED Qty 55/ft - Lumens 500lm/ft	LB9000-RGBW	 Power 6.0W/ft - Voltage 24V - LED Qty 18/ft - Lumens 270lm/ft



DIMENSIONS




MOUNTING




Profile trimless mounting

OPTICAL LENSES




FTD - Flat Diffuser




FTB - Flat Black

END CAPS/INCLUDED



WH/With Hole




WTH/Without Hole

It Can be ordered in 3 different ways.

1. Everything will be shipped separately

- Channel, cover, accessories and tape light will be cut and shipped to your desired length.



Channel, Cover, mounting clips, and end caps.



Tape Light if ordered.

Accessories if ordered.



2. Pre-assembled and shipped separately as two units

- Channel, cover, accessories and tape light will be cut and shipped to your desired length.
- Cover, end caps and clips will be assembled to the channel.
- Wiring accessories will be attached to the tape light.



Channel will be cut and assembled to your desired length.



Wiring accessories attached to the tape light.

3. Fully assembled and shipped as a single unit

- Channel, cover, accessories and tape light will be cut and shipped to your desired length.
- Wiring accessories will be attached to the tape light.
- Tape light will be installed into the channel and ready to use.



Refer to the next page for COMPATIBLE Tape Lights.



IP20

COMPATIBLE TAPE LIGHT

LP-LGC-RTL-075

Lumi-PRO Extrusion/TRIMLESS
Refer to the tape light spec sheet for detailed information.

MINI LED Strip Light



Series-LB1000-MN | 280lm/ft - 2.9W/ft
Indoor Strip Light
Width / 0.16"/4mm
37 LEDs/FT

SERIES	WATTAGE	LENGTH	CCT	VOLTAGE	WIRING ACCESSORIES
LB1000-MN	2.9W - 2.9W/ft	16F - 16ft Roll	27K - 2700K 30K - 3000K 35K - 3500K 40K - 4000K 50K - 5000K	24V - 24V	DCM - Wire to Wire Male Connector DCF - Wire to Wire Female Connector SL-2 - Soldered Lead JPSL-2 - Soldered Jumper

CHANNEL	STRIP LIGHT	WIRING ACCESSORIES
ASB - Assembled SEP - Separated	INS - Installed SEP - Separated	INS - Installed SEP - Separated

Static LED Strip Light



Series-LB1000-LR | 295lm/ft - 3.1W/ft
Indoor Strip Light
Width / 0.39"/10mm
37 LEDs/FT

SERIES	WATTAGE	LENGTH	CCT	VOLTAGE	WIRING ACCESSORIES
LB1000-LR	3.1W - 3.1W/ft	52F - 52ft Roll	30K - 3000K 40K - 4000K 50K - 5000K	24V - 24V	TW10-2 - Power Connector TT10-2 - Tape to Tape Connector JP10-2 - Tape to Tape Jumper DCM - Wire to Wire Male Connector DCF - Wire to Wire Female Connector SL-2 - Soldered Lead JPSL-2 - Soldered Jumper

CHANNEL	STRIP LIGHT	WIRING ACCESSORIES
ASB - Assembled SEP - Separated	INS - Installed SEP - Separated	INS - Installed SEP - Separated

Tight-Pitch LED Strip Light



Series-LB1000-ST | 235lm/ft - 1.9W/ft
Indoor Strip Light
Width / 0.39"/10mm
72 LEDs/FT

SERIES	WATTAGE	LENGTH	CCT	VOLTAGE	WIRING ACCESSORIES
LB1000-ST	1.9W - 1.9W/ft 4.6W - 4.6W/ft 7.2W - 7.2W/ft	16F - 16ft Roll	27K - 2700K 30K - 3000K 35K - 3500K 40K - 4000K 50K - 5000K 60K - 6000K	24V - 24V	TW10-2T - Power Connector TT10-2T - Tape to Tape Connector JP10-2T - Tape to Tape Jumper DCM - Wire to Wire Male Connector DCF - Wire to Wire Female Connector SL-2 - Soldered Lead JPSL-2 - Soldered Jumper

CHANNEL	STRIP LIGHT	WIRING ACCESSORIES
ASB - Assembled SEP - Separated	INS - Installed SEP - Separated	INS - Installed SEP - Separated

Warm Dim LED Strip Light



Series-LB1000-WDM | 515lm/ft - 4.4W/ft
Indoor Tape Light
Width / 0.47"/12mm
51 LEDs/FT

SERIES	WATTAGE	LENGTH	TECHNOLOGY	VOLTAGE	WIRING ACCESSORIES
LB1000	4.4W - 4.4W/ft	16F - 16ft Roll	WDM-30K-18K - WDM/30K-18K WDM-65K-27K - WDM/65K-27K	24V - 24V	TW12-2 - Power Connector TT12-2 - Tape to Tape Connector JP12-2 - Tape to Tape Jumper DCM - Male Connector DCF - Female Connector SL-2 - Soldered Lead JPSL-2 - Soldered Jumper

CHANNEL	TAPE LIGHT	WIRING ACCESSORIES
ASB - Assembled SEP - Separated	INS - Installed SEP - Separated	INS - Installed SEP - Separated



IP20

COMPATIBLE TAPE LIGHT

LP-LGC-RTL-075

Lumi-PRO Extrusion/TRIMLESS
Refer to the tape light spec sheet for detailed information.

MINI Neon Linear LED Strip Light




Series-LB1004-ST
Indoor Strip Light
Width / 0.39" / 10mm
128 LEDs/FT

LB1004-ST					
SERIES	WATTAGE	LENGTH	CCT	VOLTAGE	WIRING ACCESSORIES
LB1004-ST	6W- 5.9W/ft	16F - 16ft Roll	22K - 2200K 25K - 2500K 27K - 2700K 30K - 3000K 35K - 3500K 40K - 4000K 50K - 5000K 60K - 6000K	24V - 24V	TW10-2MN - Power Connector JP10-2MN - Tape to Tape Jumper DCM - Wire to Wire Male Connector DCF - Wire to Wire Female Connector SL-2 - Soldered Lead JP10-2 - Soldered Jumper

CHANNEL	STRIP LIGHT	WIRING ACCESSORIES
ASB - Assembled SEP - Separated	INS - Installed SEP - Separated	INS - Installed SEP - Separated

High Efficiency LED Strip Light



Series-LB1003-ST
Indoor Strip Light
Width / 0.3" / 8mm
55 LEDs/FT

LB1003-ST					
SERIES	WATTAGE	LENGTH	CCT	VOLTAGE	WIRING ACCESSORIES
LB1003-ST	3W - 2.9W/ft	16F - 16ft Roll	27K - 2700K 30K - 3000K 35K - 3500K 40K - 4000K 50K - 5000K 65K - 6500K	24V - 24V	TW8-2 - Power Connector JP8-2 - Tape to Tape Jumper DCM - Wire to Wire Male Connector DCF - Wire to Wire Female Connector SL-2 - Soldered Lead JP8-2 - Soldered Jumper

CHANNEL	TAPE LIGHT	WIRING ACCESSORIES
ASB - Assembled SEP - Separated	INS - Installed SEP - Separated	INS - Installed SEP - Separated

COB Static White LED Strip Light



Series-LB3000-ST
Indoor Strip Light
Width / 0.3" / 8mm
146 LEDs/FT

LB3000-ST					
SERIES	WATTAGE	LENGTH	CCT	VOLTAGE	WIRING ACCESSORIES
LB3000-ST	3W - 3W/ft	16F - 16ft Roll	27K - 2700K 30K - 3000K 35K - 3500K 40K - 4000K 50K - 5000K 60K - 6000K	24V - 24V	TW8-2C - Power Connector TT8-2C - Tape to Tape Connector JP8-2C - Tape to Tape Jumper DCM - Wire to Wire Male Connector DCF - Wire to Wire Female Connector SL-2 - Soldered Lead JP8-2 - Soldered Jumper

CHANNEL	STRIP LIGHT	WIRING ACCESSORIES
ASB - Assembled SEP - Separated	INS - Installed SEP - Separated	INS - Installed SEP - Separated

COB Tunable White LED Strip Light



Series-LB3000-TWH
Indoor Strip Light
Width / 0.39"/10mm
195 LEDs/FT

LB3000					
SERIES	WATTAGE	LENGTH	TECHNOLOGY	VOLTAGE	WIRING ACCESSORIES
LB3000	6.1W - 6.1W/ft	16F - 16ft Roll	TWH-65K-27K - TWH/6500K-2700K	24V - 24V	TW10-3C - Power Connector JP10-3C - Tape to Tape Jumper SL-3 - Soldered Lead JP10-3 - Soldered Jumper

CHANNEL	STRIP LIGHT	WIRING ACCESSORIES
ASB - Assembled SEP - Separated	INS - Installed SEP - Separated	INS - Installed SEP - Separated



COB Linear RGBW LED Strip Light



Series-LB3000-RGBW | 255lm/ft - 6.1W/ft
Indoor Strip Light
Width / 0.47"/12mm
256 LEDs/FT

LB3000					
SERIES	WATTAGE	LENGTH	COLOR	VOLTAGE	WIRING ACCESSORIES
LB3000	6.1W - 6.1W/ft	16F - 16ft Roll	RGBW - RGBW	24V - 24V	TW12-5C - Power Connector JP12-5C - Tape to Tape Jumper SL-5 - Soldered Lead JPSL-5 - Soldered Jumper

CHANNEL	TAPE LIGHT	WIRING ACCESSORIES
ASB - Assembled SEP - Separated	INS - Installed SEP - Separated	INS - Installed SEP - Separated

RGB & Tunable White LED Strip Light




Series-LB4000-RGBTWH | 220lm/ft - 3.7W/ft
Indoor Strip Light
Width / 0.47"/12mm
18 LEDs/FT

LB4000					
SERIES	WATTAGE	LENGTH	COLOR	VOLTAGE	WIRING ACCESSORIES
LB4000	3.7W - 3.7W/ft	16F - 16ft Roll	RGB/TWH - RGB/TWH	24V - 24V	TW12-6 - Power Connector JP12-6 - Tape to Tape Jumper SL-6 - Soldered Lead JPSL-6 - Soldered Jumper

CHANNEL	TAPE LIGHT	WIRING ACCESSORIES
ASB - Assembled SEP - Separated	INS - Installed SEP - Separated	INS - Installed SEP - Separated

RGB LED Strip Light



Series-LB4000-RGB | 250lm/ft - 6.1W/ft
Indoor Strip Light
Width / 0.39" / 10mm
51 LEDs/FT

LB4000					
SERIES	WATTAGE	LENGTH	COLOR	VOLTAGE	WIRING ACCESSORIES
LB4000	6.1W - 6.1W/ft	16F - 16ft Roll	RGB - RGB	24V - 24V	TW10-4 - Power Connector TT10-4 - Tape to Tape Connector JP10-4 - Tape to Tape Jumper SL-4 - Soldered Lead JPSL-4 - Soldered Jumper

CHANNEL	STRIP LIGHT	WIRING ACCESSORIES
ASB - Assembled SEP - Separated	INS - Installed SEP - Separated	INS - Installed SEP - Separated

Individually Addressable LED Strip Light



Series-LB9000-RGBW | 270lm/ft - 6W/ft
Indoor Strip Light
Width / 0.47" / 12mm
18 LEDs/FT

LB9000-RGBW				
SERIES	WATTAGE	LENGTH	VOLTAGE	WIRING ACCESSORIES
LB9000-RGBW	6W - 6W/ft	16F - 16ft Roll	24V - 24V	<div>TW12-5D - Power Connector</div> <div>JP12-5D - Tape to Tape Jumper</div> <div>SL-5D - Soldered Lead</div> <div>JPSL-5D - Soldered Jumper</div>

CHANNEL	STRIP LIGHT	WIRING ACCESSORIES
ASB - Assembled SEP - Separated	INS - Installed SEP - Separated	INS - Installed SEP - Separated