

Lumi-PRO Extrusion RECESSED

Lumi-Pro Extrusion Recessed LED profiles are widely embraced in interior design applications, offering a practical and visually appealing lighting solution specifically designed for recessed installations. Perfect for **creating a seamless and sophisticated lighting effect** within **walls, ceilings, or furniture**, these extrusions bring a touch of elegance to any space.

The installation of **Lumi-Pro recessed LED profiles** is a straightforward process that demands minimal effort. Easily integrated into the desired recessed area using **screws or clips**, these extrusions eliminate the need for complex installation procedures.

Designed specifically for use with our **LB series LED Light Strips**, these extrusions provide a versatile and customizable lighting solution for distinct recessed spaces within **residential, commercial, or hospitality settings**.

Example: LP-LGC-RFT-2-8-SI-FTD






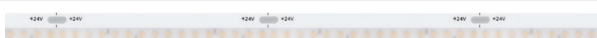






SERIES	EXT. LENGTH	FINISH	OPTICAL LENS	ACCESSORIES
LP-LGC-RFT-2	2- 2ft 4- 4ft 8- 8ft C - Custom	SI - Silver BK - Black ¹ WH - White ¹ C - Custom	FTD - Flat Diffuser FTO - Flat Opal ¹ FTT - Flat Transparent ¹ FTB - Flat Black ¹	Please refer to the next page for accessories options.

¹.MOQ (minimum order quantity)required for these options, please consult factory.



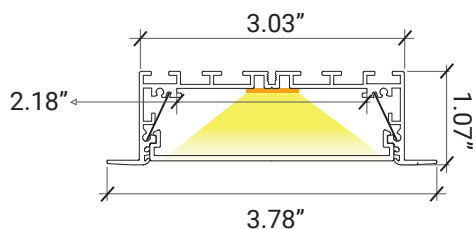
LB Series 24V LED Strip Light

COMPATIBLE STRIP LIGHT


LB1000-MN	 Power 2.9W/ft - Voltage 24V - CRI 90+ - LED Qty 37/ft - Lumens 280lm/ft	LB1003-ST	 Power 2.9W/ft - Voltage 24V - CRI90+ - LED Qty 55/ft - Lumens 500lm/ft
LB1000-LR	 Power 3.1W/ft - Voltage 24V - CRI 90+ - LED Qty 37/ft - Lumens 295lm/ft	LB3000-ST	 Power 3.0W/ft - Voltage 24V - CRI 90+ - LED Qty 146/ft - Lumens 325lm/ft
LB1000-ST	 Power 11W/ft - Voltage 24V - CRI 95+ - LED Qty 72/ft - Lumens 875lm/ft	LB3000-TWH	 Power 6.1W/ft - Voltage 24V - CRI 90+ - LED Qty 195/ft - Lumens 520lm/ft
LB1000-WL-ST	 Power 4.6W/ft - Voltage 24V - CRI95+ - LED Qty 72/ft - Lumens 565lm/ft	LB3000-RGBW	 Power 6.1W/ft - Voltage 24V - LED Qty 256/ft - Lumens 255lm/ft
LB1000-WDM	 Power 4.4W/ft - Voltage 24V - CRI 90+ - LED Qty 51/ft - Lumens 515lm/ft	LB4000-RGBTWH	 Power 3.7W/ft - Voltage 24V - LED Qty 18/ft - Lumens 220lm/ft
LB1004-ST	 Power 5.9W/ft - Voltage 24V - CRI90+ - LED Qty 128/ft - Lumens 380lm/ft	LB4000-RGBW	 Power 5.9W/ft - Voltage 24V - LED Qty 18/ft - Lumens 250lm/ft



DIMENSIONS



MOUNTING



Profile with recessed mounting clip




Recessed Clip/**INCLUDED**

OPTICAL LENSES



FTD - Flat Diffuser



FTB - Flat Black

END CAPS /INCLUDED



WH/With Hole



WTH/Without Hole

Recessed clip and end caps included.

ACCESSORIES




LP-LGC-ACC-TC
T Connector




LP-LGC-ACC-XC
X Connector



LP-LGC-ACC-LC
L Connector



LP-LGC-ACC-LOC
L Out Connector



LP-LGC-ACC-LIC
L In Connector



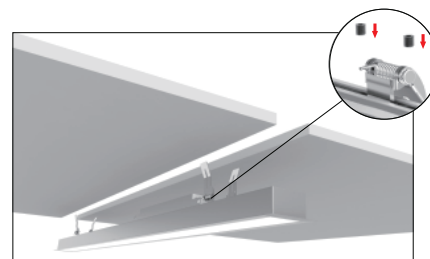
LP-LGC-ACC-SC
Straight Connector



LP-LGC-ACC-90VC
90° Vertical Connector



LP-LGC-ACC-90C
90° Connector





It Can be ordered in 3 different ways.

1. Everything will be shipped separately

- Channel, cover, accessories and tape light will be cut and shipped to your desired length.



Channel, Cover, mounting clips, and end caps.



Tape Light if ordered.

Accessories if ordered.



2. Pre-assembled and shipped separately as two units

- Channel, cover, accessories and tape light will be cut and shipped to your desired length.
- Cover, end caps and clips will be assembled to the channel.
- Wiring accessories will be attached to the tape light.



Channel will be cut and assembled to your desired length.



Wiring accessories attached to the tape light.

3. Fully assembled and shipped as a single unit


- Channel, cover, accessories and tape light will be cut and shipped to your desired length.
- Wiring accessories will be attached to the tape light.
- Tape light will be installed into the channel and ready to use.



Refer to the next page for COMPATIBLE Tape Lights.

COMPATIBLE STRIP LIGHT

MINI LED Strip Light



Series-LB1000-MN | 280lm/ft - 2.9W/ft
Indoor Strip Light
Width / 0.16"/4mm
37 LEDs/FT

LB1000-MN					
SERIES	WATTAGE	LENGTH	CCT	VOLTAGE	WIRING ACCESSORIES
LB1000-MN	2.9W - 2.9W/ft	16F - 16ft Roll	27K - 2700K 30K - 3000K 35K - 3500K 40K - 4000K 50K - 5000K	24V - 24V	DCM - Wire to Wire Male Connector DCF - Wire to Wire Female Connector SL-2 - Soldered Lead JPSL-2 - Soldered Jumper



IP20

COMPATIBLE TAPE LIGHT

LP-LGC-RFT-2

Lumi-PRO Extrusion/RECESSED
Refer to the tape light spec sheet for detailed information.

Static LED Strip Light



Series-LB1000-LR
Indoor Strip Light
Width / 0.39" / 10mm
37 LEDs/FT

LB1000-LR					
-----------	--	--	--	--	--

SERIES	WATTAGE	LENGTH	CCT	VOLTAGE	WIRING ACCESSORIES
LB1000-LR	3.1W - 3.1W/ft	52F - 52ft Roll	30K - 3000K 40K - 4000K 50K - 5000K	24V - 24V	TW10-2 - Power Connector TT10-2 - Tape to Tape Connector JP10-2 - Tape to Tape Jumper DCM - Wire to Wire Male Connector DCF - Wire to Wire Female Connector SL-2 - Soldered Lead JPSL-2 - Soldered Jumper

CHANNEL	STRIP LIGHT	WIRING ACCESSORIES
ASB - Assembled SEP - Separated	INS - Installed SEP - Separated	INS - Installed SEP - Separated

Tight-Pitch LED Strip Light



Series-LB1000-ST
Indoor Strip Light
Width / 0.39" / 10mm
72 LEDs/FT

LB1000-ST					
-----------	--	--	--	--	--

SERIES	WATTAGE	LENGTH	CCT	VOLTAGE	WIRING ACCESSORIES
LB1000-ST	1.9W - 1.9W/ft 4.6W - 4.6W/ft 7.2W - 7.2W/ft	16F - 16ft Roll	27K - 2700K 30K - 3000K 35K - 3500K 40K - 4000K 50K - 5000K 60K - 6000K	24V - 24V	TW10-2T - Power Connector TT10-2T - Tape to Tape Connector JP10-2T - Tape to Tape Jumper DCM - Wire to Wire Male Connector DCF - Wire to Wire Female Connector SL-2 - Soldered Lead JPSL-2 - Soldered Jumper

CHANNEL	STRIP LIGHT	WIRING ACCESSORIES
ASB - Assembled SEP - Separated	INS - Installed SEP - Separated	INS - Installed SEP - Separated

Outdoor LED Strip Light



Series-LB1000-WL-ST
Outdoor Strip Light
Width / 0.53" / 13mm
72 LEDs/FT

LB1000-WL-ST					
--------------	--	--	--	--	--

SERIES	WATTAGE	LENGTH	CCT	VOLTAGE	WIRING ACCESSORIES
LB1000-WL-ST	1.9W - 1.9W/ft 4.6W - 4.6W/ft	16F - 16ft Roll	30K - 3000K 40K - 4000K 50K - 5000K	24V - 24V	TW12-2WL - Power Connector JP12-2WL - Tape to Tape Jumper WL-BCF-2P-WHT - Female Connector WL-BCM-2P-WHT - Male Connector

CHANNEL	TAPE LIGHT	WIRING ACCESSORIES
ASB - Assembled SEP - Separated	INS - Installed SEP - Separated	INS - Installed SEP - Separated

Warm Dim LED Strip Light



Series-LB1000-WDM
Indoor Tape Light
Width / 0.47"
51 LEDs/FT

LB1000					
--------	--	--	--	--	--

SERIES	WATTAGE	LENGTH	TECHNOLOGY	VOLTAGE	WIRING ACCESSORIES
LB1000	4.4W - 4.4W/ft	16F - 16ft Roll	WDM-30K-18K - WDM/30K-18K WDM-65K-27K - WDM/65K-27K	24V - 24V	TW12-2 - Power Connector TT12-2 - Tape to Tape Connector JP12-2 - Tape to Tape Jumper DCM - Male Connector DCF - Female Connector SL-2 - Soldered Lead JPSL-2 - Soldered Jumper

CHANNEL	TAPE LIGHT	WIRING ACCESSORIES
ASB - Assembled SEP - Separated	INS - Installed SEP - Separated	INS - Installed SEP - Separated




IP20

COMPATIBLE TAPE LIGHT

LP-LGC-RFT-2

Lumi-PRO Extrusion/RECESSED
Refer to the tape light spec sheet for detailed information.

MINI Neon Linear LED Strip Light




Series-LB1004-ST
Indoor Strip Light
Width / 0.39" / 10mm
128 LEDs/FT

380lm/ft - 5.9W/ft

SERIES	WATTAGE	LENGTH	CCT	VOLTAGE	WIRING ACCESSORIES
LB1004-ST	6W - 5.9W/ft	16F - 16ft Roll	22K - 2200K 25K - 2500K 27K - 2700K 30K - 3000K 35K - 3500K 40K - 4000K 50K - 5000K 60K - 6000K	24V - 24V	TW10-2MN - Power Connector JP10-2MN - Tape to Tape Jumper DCM - Wire to Wire Male Connector DCF - Wire to Wire Female Connector SL-2 - Soldered Lead JPSL-2 - Soldered Jumper

CHANNEL	STRIP LIGHT	WIRING ACCESSORIES
ASB - Assembled SEP - Separated	INS - Installed SEP - Separated	INS - Installed SEP - Separated

High Efficiency LED Strip Light



Series-LB1003-ST
Indoor Strip Light
Width / 0.3" / 8mm
55 LEDs/FT

500lm/ft - 2.9W/ft

SERIES	WATTAGE	LENGTH	CCT	VOLTAGE	WIRING ACCESSORIES
LB1003-ST	3W - 2.9W/ft	16F - 16ft Roll	27K - 2700K 30K - 3000K 35K - 3500K 40K - 4000K 50K - 5000K 65K - 6500K	24V - 24V	TW8-2 - Power Connector JP8-2 - Tape to Tape Jumper DCM - Wire to Wire Male Connector DCF - Wire to Wire Female Connector SL-2 - Soldered Lead JPSL-2 - Soldered Jumper

CHANNEL	TAPE LIGHT	WIRING ACCESSORIES
ASB - Assembled SEP - Separated	INS - Installed SEP - Separated	INS - Installed SEP - Separated

COB Static White LED Strip Light



Series-LB3000-ST
Indoor Strip Light
Width / 0.3"/8mm
146 LEDs/FT

325lm/ft - 3W/ft

SERIES	WATTAGE	LENGTH	CCT	VOLTAGE	WIRING ACCESSORIES
LB3000-ST	3W - 3W/ft	16F - 16ft Roll	27K - 2700K 30K - 3000K 35K - 3500K 40K - 4000K 50K - 5000K 60K - 6000K	24V - 24V	TW8-2C - Power Connector TT8-2C - Tape to Tape Connector JP8-2C - Tape to Tape Jumper DCM - Wire to Wire Male Connector DCF - Wire to Wire Female Connector SL-2 - Soldered Lead JPSL-2 - Soldered Jumper

CHANNEL	STRIP LIGHT	WIRING ACCESSORIES
ASB - Assembled SEP - Separated	INS - Installed SEP - Separated	INS - Installed SEP - Separated

COB Tunable White LED Strip Light



Series-LB3000-TWH
Indoor Strip Light
Width / 0.39"/10mm
195 LEDs/FT

520lm/ft - 6.1W/ft

SERIES	WATTAGE	LENGTH	TECHNOLOGY	VOLTAGE	WIRING ACCESSORIES
LB3000	6.1W - 6.1W/ft	16F - 16ft Roll	TWH-27K-65K - TWH/2700K-6500K	24V - 24V	TW10-3C - Power Connector JP10-3C - Tape to Tape Jumper SL-3 - Soldered Lead JPSL-3 - Soldered Jumper

CHANNEL	STRIP LIGHT	WIRING ACCESSORIES
ASB - Assembled SEP - Separated	INS - Installed SEP - Separated	INS - Installed SEP - Separated



Series-LB3000-RGBW | 255lm/ft - 6.1W/ft
Indoor Strip Light
Width / 0.47"/12mm
256 LEDs/FT

LB3000					
SERIES	WATTAGE	LENGTH	COLOR	VOLTAGE	WIRING ACCESSORIES
LB3000	6.1W - 6.1W/ft	16F - 16ft Roll	RGBW - RGBW	24V - 24V	TW12-5C - Power Connector JP12-5C - Tape to Tape Jumper SL-5 - Soldered Lead JPSL-5 - Soldered Jumper

CHANNEL	TAPE LIGHT	WIRING ACCESSORIES
ASB - Assembled SEP - Separated	INS - Installed SEP - Separated	INS - Installed SEP - Separated



Series-LB4000-RGBTWH | 220lm/ft - 3.7W/ft
Indoor Strip Light
Width / 0.47"/12mm
18 LEDs/FT

LB4000					
SERIES	WATTAGE	LENGTH	COLOR	VOLTAGE	WIRING ACCESSORIES
LB4000	3.7W - 3.7W/ft	16F - 16ft Roll	RGB/TWH - RGB/TWH	24V - 24V	TW12-6 - Power Connector JP12-6 - Tape to Tape Jumper SL-6 - Soldered Lead JPSL-6 - Soldered Jumper

CHANNEL	TAPE LIGHT	WIRING ACCESSORIES
ASB - Assembled SEP - Separated	INS - Installed SEP - Separated	INS - Installed SEP - Separated



Series-LB4000-RGBW | 250lm/ft - 5.9W/ft
Indoor Strip Light
Width / 0.47"/12mm
18 LEDs/FT

LB4000					
SERIES	WATTAGE	LENGTH	COLOR	VOLTAGE	WIRING ACCESSORIES
LB4000	5.9W - 5.9W/ft	16F - 16ft Roll	RGBW - RGBW	24V - 24V	TW14-5 - Power Connector JP14-5 - Tape to Tape Jumper SL-5 - Soldered Lead JPSL-5 - Soldered Jumper

CHANNEL	TAPE LIGHT	WIRING ACCESSORIES
ASB - Assembled SEP - Separated	INS - Installed SEP - Separated	INS - Installed SEP - Separated



Series-LB4000-RGB | 250lm/ft - 6.1W/ft
Indoor Strip Light
Width / 0.39" / 10mm
51 LEDs/FT

LB4000					
SERIES	WATTAGE	LENGTH	COLOR	VOLTAGE	WIRING ACCESSORIES
LB4000	6.1W - 6.1W/ft	16F - 16ft Roll	RGB - RGB	24V - 24V	TW10-4 - Power Connector TT10-4 - Tape to Tape Connector JP10-4 - Tape to Tape Jumper SL-4 - Soldered Lead JPSL-4 - Soldered Jumper

CHANNEL	STRIP LIGHT	WIRING ACCESSORIES
ASB - Assembled SEP - Separated	INS - Installed SEP - Separated	INS - Installed SEP - Separated



COMPATIBLE TAPE LIGHT

LP-LGC-RFT-2

Lumi-PRO Extrusion/RECESSED
Refer to the tape light spec sheet for detailed information.



**Individually Addressable
LED Strip Light**

Series-LB9000-RGBW | 270lm/ft - 6W/ft
Indoor Strip Light
Width / 0.47" / 12mm
18 LEDs/FT

LB9000-RGBW				
SERIES	WATTAGE	LENGTH	VOLTAGE	WIRING ACCESSORIES
LB9000-RGBW	6W - 6W/ft	16F - 16ft Roll	24V - 24V	TW12-5D - Power Connector JP12-5D - Tape to Tape Jumper SL-5D - Soldered Lead JPSL-5D - Soldered Jumper

CHANNEL	STRIP LIGHT	WIRING ACCESSORIES
ASB - Assembled	INS - Installed	INS - Installed
SEP - Separated	SEP - Separated	SEP - Separated