

**Anti-Glare Aluminum Profile**

The Lumi-PRO Anti-Glare LED Profile is designed to enhance visual comfort while maintaining a clean, modern aesthetic in interior lighting applications. Featuring a flat diffuser lens combined with an integrated aluminum honeycomb louver, this system delivers smooth, controlled illumination while significantly reducing glare.

The flat diffuser is installed first, followed by the aluminum honeycomb louver, creating an effective anti-glare solution without compromising light quality or design intent. This layered optical system provides balanced illumination with improved visual comfort in both functional and decorative lighting applications.

The Lumi-PRO Anti-Glare LED Profile can be installed as either a surface-mounted or suspended fixture, offering flexibility across a wide range of architectural designs. The surface-mount option is installed using mounting clips for a secure and streamlined application. A suspended configuration is also available; however, the maximum run length for suspended installations is 8 ft. Installation is simple and efficient, utilizing standard mounting hardware without the need for complex procedures.

Designed for use with our LB Series LED Light Strips, this profile provides a versatile and refined lighting solution for residential, commercial, and hospitality environments.

Example: LP-LGC-CM-AG-1-8-BK-FDC-AL-HCL

SERIES	EXT. LENGTH	FINISH	OPTICAL LENS	LOUVER
LP-LGC-CM-AG-1	2 - 2ft 4 - 4ft 8 - 8ft 1C - Custom	BK - Black	FDC - Flat Diffuser Cover	AL-HCL - Aluminum Honeycomb Louver <b>(INCLUDED)</b>

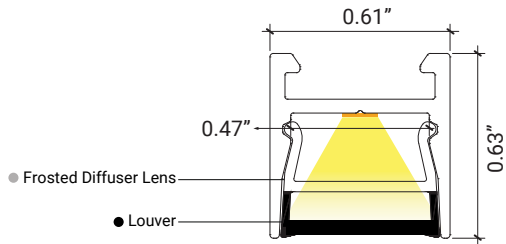
**Compatible LB Series-24V LED Strip Lights**

**1-Custom lengths are available for the surface-mount option only. For suspended installations, the maximum run length is 8 ft.**

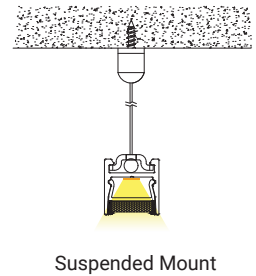
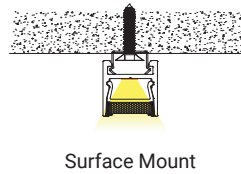
<b>LB1000-MN</b>		Power 2.9W/ft - Voltage 24V - CRI 90+ - LED Qty 37/ft - Lumens 280lm/ft
<b>LB1000-LR</b>		Power 3.1W/ft - Voltage 24V - CRI 90+ - LED Qty 37/ft - Lumens 295lm/ft
<b>LB1000-ST</b>		Power 7.2W/ft - Voltage 24V - CRI 95+ - LED Qty 72/ft - Lumens 875lm/ft
<b>LB1000-ST-HO</b>		Power 11W/ft - Voltage 24V - CRI 95+ - LED Qty 72/ft - Lumens 1400lm/ft
<b>LB1000V-ST</b>		Power 6.6W/ft - Voltage 24V - CRI98+ - LED Qty 73/ft - Lumens 890lm/ft
<b>LB1003-ST</b>		Power 3W/ft - Voltage 24V - CRI90+ - LED Qty 55/ft - Lumens 500lm/ft
<b>LB1000-ST-SC</b>		Power 7W/ft - Voltage 24V - CRI90+ - LED Qty 61/ft - Lumens 1082lm/ft
<b>LB1004-ST</b>		Power 5.9W/ft - Voltage 24V - CRI90+ - LED Qty 128/ft - Lumens 380lm/ft

<b>LB3000-ST</b>		Power 3W/ft - Voltage 24V - CRI 90+ - LED Qty 146/ft - Lumens 325lm/ft
<b>LB3000-ST-HE</b>		Power 5.8W/ft - Voltage 24V - CRI 90+ - LED Qty 88/ft - Lumens 940lm/ft
<b>LB3000-FC-ST</b>		Power 4.6W/ft - Voltage 24V - CRI 90+ - LED Qty 98/ft - Lumens 550lm/ft
<b>LB3000-TWH</b>		Power 6.1W/ft - Voltage 24V - CRI 90+ - LED Qty 195/ft - Lumens 520lm/ft
<b>LB4000-RGB</b>		Power 6.1W/ft - Voltage 24V - LED Qty 51/ft - Lumens 250lm/ft
<b>LB3000-RGBW</b>		Power 6.1W/ft - Voltage 24V - LED Qty 256/ft - Lumens 232lm/ft
<b>LB4000-RGBTWH</b>		Power 3.7W/ft - Voltage 24V - LED Qty 18/ft - Lumens 220lm/ft
<b>LB4000-RGBW</b>		Power 5.9W/ft - Voltage 24V - LED Qty 18/ft - Lumens 250lm/ft

**DIMENSIONS**



**MOUNTING**



**OPTICAL LENSES**



**INCLUDED**

**FDC** - Flat Diffuser Lens  
**AL-HCL** - Al. Honeycomb Louver

**SUSPENSION ACCESSORIES**



**INCLUDED**

**2** Hanging Brackets  
**2** Suspension Cables (4 ft each)

**SURFACE MOUNT ACCESSORIES**



**INCLUDED**

**4** Surface Mounting Clips

**END CAPS**



**INCLUDED**


**2** End Caps (No holes)  
**2** End Caps (With holes)

**It Can be ordered in 3 different ways.**

**1. Everything will be shipped separately**

**RL**

• Channel, cover, accessories and tape light will be cut and shipped to your desired length.



Accessories if ordered.



**2. Pre-assembled and shipped separately as two units**

**PA**

- Channel, cover, accessories and tape light will be cut and shipped to your desired length.
- Cover, end caps and clips will be assembled to the channel.
- Wiring accessories will be attached to the tape light.



**3. Fully assembled and shipped as a single unit**

**FA**

- Channel, cover, accessories and tape light will be cut and shipped to your desired length.
- Wiring accessories will be attached to the tape light.
- Tape light will be installed into the channel and ready to use.





## COMPATIBLE TAPE LIGHT Ordering Guide

Power feed, jumpers and connectors compatible with this channel

	LB1000-MN	LB1000-LR	LB1000-ST	LB1000-ST-HO	LB1000V-ST	LB1003-ST	LB1000-ST-SC	LB1004-ST
Soldered Lead (SL)	✓	✓	✓	✓	✓	✓	✓	✓
Soldered Jumper (JPSL)	✓	✓	✓	✓	✓	✓	✓	✓
Power Connector (TW)	X	X	X	X	X	X	X	X
Tape Connector (TT)	X	X	X	X	X	X	X	X
Tape Jumper (JP)	X	X	X	X	X	X	X	X
Closed End (CE)	✓	✓	✓	✓	✓	✓	✓	✓
DC Connector Male-(DCM)	✓	✓	✓	✓	✓	✓	✓	✓
DC Connector Female-(DCF)	✓	✓	✓	✓	✓	✓	✓	✓

Power feed, jumpers and connectors compatible with this channel

	LB3000-ST	LB3000-ST-HE	LB3000-FC-ST	LB3000-TWH	LB4000-RGB	LB3000-RGBW	LB4000-RGBTWH	LB4000-RGBW
Soldered Lead (SL)	✓	✓	✓	✓	✓	✓	✓	✓
Soldered Jumper (JPSL)	✓	✓	✓	✓	✓	✓	✓	✓
Power Connector (TW)	X	X	X	X	X	X	X	X
Tape Connector (TT)	X	X	X	X	X	X	X	X
Tape Jumper (JP)	X	X	X	X	X	X	X	X
Closed End (CE)	✓	✓	✓	✓	✓	✓	✓	✓
DC Connector Male-(DCM)	✓	✓	✓	X	X	X	X	X
DC Connector Female-(DCF)	✓	✓	✓	X	X	X	X	X

**SL**= Soldered Lead **JPSL**= Soldered Jumper **DCM**=DC Connector Male soldered **DCF**=DC Connector Female soldered

**TW**=Tape to Wire Power Feed **TT**=Tape to Tape Connector **JP**=Jumper Wire for Connectors **CE**=Closed end no connector

**X** Not compatible with this channel.

**NOTE:** The endcap hole should be enlarged to allow wiring to pass through, or the channel may be used without endcaps.



**COMPATIBLE TAPE LIGHT**  
**Ordering Guide**

Power feed, jumpers and connectors compatible with this channel

	LB1000-WDM	LB3000-MN-ST					
Soldered Lead (SL)	✓	✓					
Soldered Jumper (JPSL)	✓	✓					
Power Connector (TW)	X	X					
Tape Connector (TT)	X	X					
Tape Jumper (JP)	X	X					
Closed End (CE)	✓	✓					
DC Connector Male-(DCM)	✓	✓					
DC Connector Female-(DCF)	✓	✓					

**SL**= Soldered Lead **JPSL**= Soldered Jumper **DCM**=DC Connector Male soldered **DCF**=DC Connector Female soldered  
**TW**=Tape to Wire Power Feed **TT**=Tape to Tape Connector **JP**=Jumper Wire for Connectors **CE**=Closed end no connector

**X** Not compatible with this channel.

**NOTE:** The endcap hole should be enlarged to allow wiring to pass through, or the channel may be used without endcaps.




**MINI LED Strip Light**

Series-LB1000-MN | 280lm/ft - 2.9W/ft  
Indoor Strip Light  
Width / 0.16" / 4mm  
37 LEDs/FT

SERIES	WATTAGE	LENGTH	CCT	VOLTAGE	WIRING ACCESSORIES
LB1000-MN	2.9W - 2.9W/ft	16F - 16ft Roll C - Custom	27K - 2700K 30K - 3000K 35K - 3500K 40K - 4000K 50K - 5000K	24V - 24V	DCM - Wire to Wire Male Connector DCF - Wire to Wire Female Connector SL-2 - Soldered Lead JPJSL-2 - Soldered Jumper

**SHIPPING OPTIONS**

RL - Rolls 16ft  
PA - Pre-Assembled  
FA - Fully Assembled



**Static LED Strip Light**

Series-LB1000-LR | 295lm/ft - 3.1W/ft  
Indoor Strip Light  
Width / 0.39" / 10mm  
37 LEDs/FT

SERIES	WATTAGE	LENGTH	CCT	VOLTAGE	WIRING ACCESSORIES
LB1000-LR	3.1W - 3.1W/ft	52F - 52ft Roll C - Custom	30K - 3000K 40K - 4000K 50K - 5000K	24V - 24V	TT10-2 - Tape to Tape Connector TW10-2 - Tape to Wire Connector JP10-2 - Tape to Tape Jumper DCM - DC Male Connector DCF - DC Female Connector SL-2 - Soldered Lead JPJSL-2 - Soldered Jumper

**SHIPPING OPTIONS**

RL - Rolls 52ft  
PA - Pre-Assembled  
FA - Fully Assembled



**Tight-Pitch LED Strip Light**

Series-LB1000-ST | 235lm/ft - 1.9W/ft  
Indoor Strip Light  
Width / 0.39" / 10mm  
72 LEDs/FT

SERIES	WATTAGE	LENGTH	CCT	VOLTAGE	WIRING ACCESSORIES
LB1000-ST	1.9W - 1.9W/ft 4.6W - 4.6W/ft 7.2W - 7.2W/ft	16F - 16ft Roll C - Custom	27K - 2700K 30K - 3000K 35K - 3500K 40K - 4000K 50K - 5000K 60K - 6000K	24V - 24V	TT10-2T - Tape to Tape Connector TW10-2T - Power Connector JP10-2T - Tape to Tape Jumper DCM - Wire to Wire Male Connector DCF - Wire to Wire Female Connector SL-2 - Soldered Lead JPJSL-2 - Soldered Jumper

**SHIPPING OPTIONS**

RL - Rolls 16ft  
PA - Pre-Assembled  
FA - Fully Assembled



**High-Output LED Strip Light**

Series-LB1000-ST-HO | 1120lm/ft - 9W/ft  
Indoor Strip Light  
Width / 0.39" / 10mm  
72 LEDs/FT

SERIES	WATTAGE	LENGTH	CCT	VOLTAGE	WIRING ACCESSORIES
LB1000-ST-HO	9W - 9W/ft 11W - 11W/ft	16F - 16ft Roll C - Custom	27K - 2700K 30K - 3000K 35K - 3500K 40K - 4000K 50K - 5000K 60K - 6000K	24V - 24V	TT10-2T - Tape to Tape Connector TW10-2T - Power Connector JP10-2T - Tape to Tape Jumper DCM - Wire to Wire Male Connector DCF - Wire to Wire Female Connector SL-2 - Soldered Lead JPJSL-2 - Soldered Jumper

**SHIPPING OPTIONS**

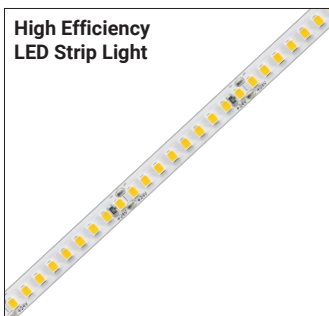
RL - Rolls 16ft  
PA - Pre-Assembled  
FA - Fully Assembled



**Series-LB1000V-ST** | 890lm/ft - 6.6W/ft  
Indoor Strip Light  
Width / 0.39" / 10mm  
73 LEDs/FT

SERIES	WATTAGE	LENGTH	CCT	VOLTAGE	WIRING ACCESSORIES
LB1000V-ST	6.6W - 6.6W/ft	16F - 16ft Roll C - Custom	27K - 2700K 30K - 3000K 35K - 3500K 40K - 4000K 50K - 5000K	24V - 24V	TW10-2T - Tape to Wire Connector JP10-2T - Tape to Tape Jumper DCM - DC Male Connector DCF - DC Female Connector SL-2 - Soldered Lead JPSL-2 - Soldered Jumper


**SHIPPING OPTIONS**  
 RL - Rolls 16ft  
 PA - Pre-Assembled  
 FA - Fully Assembled



**Series-LB1003-ST** | 500lm/ft - 3W/ft  
Indoor Strip Light  
Width / 0.3" / 8mm  
55 LEDs/FT

SERIES	WATTAGE	LENGTH	CCT	VOLTAGE	WIRING ACCESSORIES
LB1003-ST	3W - 2.9W/ft	16F - 16ft Roll C - Custom	27K - 2700K 30K - 3000K 35K - 3500K 40K - 4000K 50K - 5000K 65K - 6500K	24V - 24V	TW8-2 - Power Connector JP8-2 - Tape to Tape Jumper DCM - Wire to Wire Male Connector DCF - Wire to Wire Female Connector SL-2 - Soldered Lead JPSL-2 - Soldered Jumper

**SHIPPING OPTIONS**  
 RL - Rolls 16ft  
 PA - Pre-Assembled  
 FA - Fully Assembled



**Series-LB1000-ST-SC** | 1082lm/ft - 7W/ft  
Indoor Strip Light  
Width / 0.3" / 8mm  
61 LEDs/FT

SERIES	WATTAGE	LENGTH	CCT	VOLTAGE	WIRING ACCESSORIES
LB1000-ST-SC	7W - 7.3W/ft	13F - 13ft Roll C - Custom	27K - 2700K 30K - 3000K 35K - 3500K 40K - 4000K 50K - 5000K 65K - 6500K	24V - 24V	TW8-2 - Tape to Wire Connector JP8-2 - Tape to Tape Jumper DCM - DC Male Connector DCF - DC Female Connector SL-2 - Soldered Lead JPSL-2 - Soldered Jumper

**SHIPPING OPTIONS**  
 RL - Rolls 16ft  
 PA - Pre-Assembled  
 FA - Fully Assembled



**Series-LB1004-ST** | 380lm/ft - 6W/ft  
Indoor Strip Light  
Width / 0.39" / 10mm  
128 LEDs/FT

SERIES	WATTAGE	LENGTH	CCT	VOLTAGE	WIRING ACCESSORIES
LB1004-ST	6W - 5.9W/ft	16F - 16ft Roll C - Custom	22K - 2200K 25K - 2500K 27K - 2700K 30K - 3000K 35K - 3500K 40K - 4000K 50K - 5000K 60K - 6000K	24V - 24V	TW10-2MN - Power Connector JP10-2MN - Tape to Tape Jumper DCM - Wire to Wire Male Connector DCF - Wire to Wire Female Connector SL-2 - Soldered Lead JPSL-2 - Soldered Jumper

**SHIPPING OPTIONS**  
 RL - Rolls 16ft  
 PA - Pre-Assembled  
 FA - Fully Assembled



Series-LB3000-ST | 325lm/ft - 3W/ft  
Indoor Strip Light  
Width / 0.3"/8mm  
146 LEDs/FT

SERIES	WATTAGE	LENGTH	CCT	VOLTAGE	WIRING ACCESSORIES
LB3000-ST	3W - 3W/ft	16F - 16ft Roll C - Custom	27K - 2700K 30K - 3000K 35K - 3500K 40K - 4000K 50K - 5000K 60K - 6000K	24V - 24V	TT8-2C - Tape to Tape Connector TW8-2C - Power Connector JP8-2C - Tape to Tape Jumper DCM - Wire to Wire Male Connector DCF - Wire to Wire Female Connector SL-2 - Soldered Lead JP5L-2 - Soldered Jumper
SHIPPING OPTIONS					
RL - Rolls 16ft PA - Pre-Assembled FA - Fully Assembled					



Series-LB3000-ST-HE | 940lm/ft-5.8W/ft  
Indoor Strip Light  
Width / 0.39" / 10mm  
88 LEDs/FT

SERIES	WATTAGE	LENGTH	CCT	VOLTAGE	WIRING ACCESSORIES
LB3000-ST-HE	5.8W - 5.8W/ft	16F - 16ft Roll C - Custom	27K - 2700K 30K - 3000K 35K - 3500K 40K - 4000K 50K - 5000K	24V - 24V	TT10-2BC - Tape to Tape Connector TW10-2BC - Tape to Wire Connector JP10-2BC - Tape to Tape Jumper DCM - DC Male Connector DCF - DC Female Connector SL-2 - Soldered Lead JP5L-2 - Soldered Jumper
SHIPPING OPTIONS					
RL - Rolls 16ft PA - Pre-Assembled FA - Fully Assembled					



Series-LB3000-FC-ST | 550lm/ft-4.6W/ft  
Indoor Strip Light  
Width / 0.39" / 10mm  
98 LEDs/FT

SERIES	WATTAGE	LENGTH	CCT	VOLTAGE	WIRING ACCESSORIES
LB3000-FC-ST	4.6W - 4.6W/ft	16F - 16ft Roll C - Custom	27K - 2700K 30K - 3000K 35K - 3500K 40K - 4000K 50K - 5000K	24V - 24V	TT10-2BC - Tape to Tape Connector TW10-2BC - Tape to Wire Connector JP10-2BC - Tape to Tape Jumper DCM - DC Male Connector DCF - DC Female Connector SL-2 - Soldered Lead JP5L-2 - Soldered Jumper
SHIPPING OPTIONS					
RL - Rolls 16ft PA - Pre-Assembled FA - Fully Assembled					



Series-LB3000-TWH | 520lm/ft - 6.1W/ft  
Indoor Strip Light  
Width / 0.39"/10mm  
195 LEDs/FT

SERIES	WATTAGE	LENGTH	TECHNOLOGY	VOLTAGE	WIRING ACCESSORIES
LB3000	6.1W - 6.1W/ft	16F - 16ft Roll C - Custom	TWH-65K-27K - TWH/6500K-2700K	24V - 24V	TW10-3C - Power Connector JP10-3C - Tape to Tape Jumper SL-3 - Soldered Lead JP5L-3 - Soldered Jumper
SHIPPING OPTIONS					
RL - Rolls 16ft PA - Pre-Assembled FA - Fully Assembled					



Refer to the tape light spec sheet for detailed information.



**RGB LED Strip Light**  
Series-LB4000-RGB | 250lm/ft - 6.1W/ft  
Indoor Strip Light  
Width / 0.39" / 10mm  
51 LEDs/FT

SERIES	WATTAGE	LENGTH	COLOR	VOLTAGE	WIRING ACCESSORIES
LB4000	6.1W - 6.1W/ft	16F - 16ft Roll C - Custom	RGB - RGB	24V - 24V	<b>TT10-4</b> - Tape to Tape Connector <b>TW10-4</b> - Power Connector <b>JP10-4</b> - Tape to Tape Jumper <b>SL-4</b> - Soldered Lead <b>JPSL-4</b> - Soldered Jumper

**SHIPPING OPTIONS**  
 RL - Rolls 16ft  
 PA - Pre-Assembled  
 FA - Fully Assembled



**COB Linear RGBW LED Strip Light**  
Series-LB3000-RGBW | 255lm/ft - 6.1W/ft  
Indoor Strip Light  
Width / 0.47" / 12mm  
256 LEDs/FT

SERIES	WATTAGE	LENGTH	COLOR	VOLTAGE	WIRING ACCESSORIES
LB3000	6.1W - 6.1W/ft	16F - 16ft Roll C - Custom	RGBW - RGBW	24V - 24V	<b>TW12-5C</b> - Power Connector <b>JP12-5C</b> - Tape to Tape Jumper <b>SL-5</b> - Soldered Lead <b>JPSL-5</b> - Soldered Jumper

**SHIPPING OPTIONS**  
 RL - Rolls 16ft  
 PA - Pre-Assembled  
 FA - Fully Assembled



**RGB & Tunable White LED Strip Light**  
Series-LB4000-RGBTWH | 220lm/ft - 3.7W/ft  
Indoor Strip Light  
Width / 0.47" / 12mm  
18 LEDs/FT

SERIES	WATTAGE	LENGTH	COLOR	VOLTAGE	WIRING ACCESSORIES
LB4000	3.7W - 3.7W/ft	16F - 16ft Roll C - Custom	RGB/TWH - RGB/TWH	24V - 24V	<b>TW12-6</b> - Power Connector <b>JP12-6</b> - Tape to Tape Jumper <b>SL-6</b> - Soldered Lead <b>JPSL-6</b> - Soldered Jumper

**SHIPPING OPTIONS**  
 RL - Rolls 16ft  
 PA - Pre-Assembled  
 FA - Fully Assembled



**RGBW LED Strip Light**  
Series-LB4000-RGBW | 250lm/ft - 5.9W/ft  
Indoor Strip Light  
Width / 0.47" / 12mm  
18 LEDs/FT

SERIES	WATTAGE	LENGTH	COLOR	VOLTAGE	WIRING ACCESSORIES
LB4000	5.9W - 5.9W/ft	16F - 16ft Roll C - Custom	RGBW - RGBW	24V - 24V	<b>TW12-5</b> - Power Connector <b>JP12-5</b> - Tape to Tape Jumper <b>SL-5</b> - Soldered Lead <b>JPSL-5</b> - Soldered Jumper

**SHIPPING OPTIONS**  
 RL - Rolls 16ft  
 PA - Pre-Assembled  
 FA - Fully Assembled



Warm Dim  
LED Strip Light



Series-LB1000-WDM | 515lm/ft - 4.4W/ft  
Indoor Tape Light  
Width / 0.47"/12mm  
51 LEDs/FT

LB1000					
--------	--	--	--	--	--


SERIES	WATTAGE	LENGTH	TECHNOLOGY	VOLTAGE	WIRING ACCESSORIES
--------	---------	--------	------------	---------	--------------------

LB1000	4.4W - 4.4W/ft	16F - 16ft Roll C - Custom	WDM-30K-18K - WDM/30K-18K	24V - 24V	<b>TT12-2</b> - Tape to Tape Connector <b>TW12-2</b> - Power Connector <b>JP12-2</b> - Tape to Tape Jumper <b>DCM</b> - Male Connector <b>DCF</b> - Female Connector <b>SL-2</b> - Soldered Lead <b>JPSL-2</b> - Soldered Jumper
--------	----------------	-------------------------------	---------------------------	-----------	--

SHIPPING OPTIONS

RL - Rolls 16ft  
PA - Pre-Assembled  
FA - Fully Assembled

MINI-COB  
LED Strip Light



Series-LB3000-MN-ST | 220lm/ft 2.1W/ft  
Indoor Tape Light  
Width / 0.16"/4mm  
122 LEDs/FT

LB3000-MN-ST					
--------------	--	--	--	--	--

SERIES	WATTAGE	LENGTH	CCT	VOLTAGE	WIRING ACCESSORIES
--------	---------	--------	-----	---------	--------------------

LB3000-MN-ST	2W - 2.1W/ft	16F - 16ft Roll C - Custom	27K - 2700K 30K - 3000K 40K - 4000K 65K - 6500K	24V - 24V	<b>DCM</b> - Wire to Wire Male Connector <b>DCF</b> - Wire to Wire Female Connector <b>SL-2</b> - Soldered Lead <b>JPSL-2</b> - Soldered Jumper
--------------	--------------	-------------------------------	--	-----------	--

SHIPPING OPTIONS

RL - Rolls 16ft  
PA - Pre-Assembled  
FA - Fully Assembled