


**LB4000-RGB Series**  
**Indoor Strip Light**  
**Width / 0.39" / 10mm**  
**51 LEDs/FT**



**FEATURES**

Illuminate your space with vibrant hues using the LB4000-RGB Lumi-PRO Strip light. Integrating Elite Lighting's cutting-edge decoders and controllers, this strip light offers versatility and control. Whether you desire a serene blue, a passionate red, or a rejuvenating green, the LB4000-RGB's color mixing capabilities bring your vision to life with precision and finesse.

Additionally, with the ELDO LED Linear drive option, you can enhance the performance of your lighting design, ensuring a seamless and captivating ambiance for any project. Elevate your lighting experience with the LB4000-RGB and indulge in a spectrum of possibilities.

High power 6.1W/ft

Indoor/Damp Location (IP22)

High density 51 LEDs/ft

Field cuttable every 1.41"

Warranty: 3 years limited warranty

**Color** **6.1W/ft.**

|       |           |
|-------|-----------|
| Red   | 55 lm/ft  |
| Green | 165 lm/ft |
| Blue  | 35 lm/ft  |
| RGB   | 250 lm/ft |

**WIRING ACCESSORIES** (Tape light comes with 4ft standard length soldered lead attached on one side)

**TT10-4 (1 Piece Included)**



**Tape-to-Tape Connector**  
10mm / 4 Pole

**TW10-4 (1 Piece Included)**




**Power Connector**  
6" Length

**JP10-4 (1 Piece Included)**




**Tape-to-Tape Jumper**  
6" Length

**SL-4 (Standard SL Attached)**



**Soldered Lead**  
4ft standard length  
(custom length sizes available)

**JPSL-4 (Optional)**



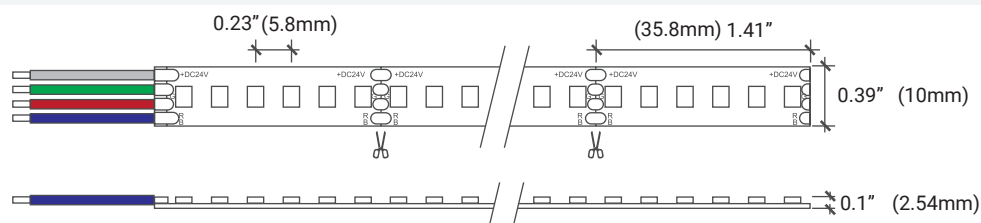
**Soldered Jumper**  
6" L jumper  
(custom length sizes available)

**TECHNICAL DETAILS**

|                |                |
|----------------|----------------|
| Power          | 6.1W/ft        |
| Voltage        | 24V            |
| Technology     | RGB            |
| LED Qty        | 51/ft          |
| Max Run(ft)    | 6.6ft          |
| Cutting Length | Every 1.41"    |
| Dimensions     | W0.39" X H0.1" |
| Working Temp.  | -4F / +122F    |

Experience unparalleled performance with our precision-engineered, high-quality Lumi-PRO LB4000-RGB LED Strip Light, meticulously designed to meet the demands of the most challenging applications.

**DIMENSIONS**




It Can be ordered in 3 different ways.

### 1. Everything will be shipped separately

- Tape light, cover, extrusion and accessories will be cut and shipped to your desired length.




Tape Light



Cover, mounting clips, end caps, and channel if ordered.

Accessories if ordered.



### 2. Pre-assembled and shipped separately as two units

- Tape light, cover, extrusion and accessories will be cut and shipped to your desired length.
- Wiring accessories will be attached to the tape light.
- Cover, end caps and clips will be assembled to the channel.



Wiring accessories attached to the tape light.



Channel will be cut and assembled to your desired length.

### 3. Fully assembled and shipped as a single unit

- Tape light, cover, extrusion and accessories will be cut and shipped to your desired length.
- Wiring accessories will be attached to the tape light.
- Tape light will be installed into the channel and ready to use.



Refer to the next page for COMPATIBLE channels.

## ORDERING SELECTION

Example: LB4000-6.1W-16F-RGB-24V

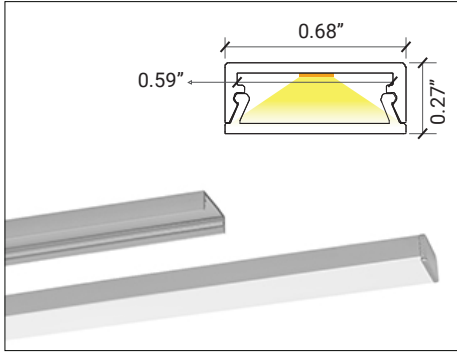
| SERIES | WATTAGE        | LENGTH   | TECHNOLOGY | VOLTAGE   | WIRING ACCESSORIES   | CHANNEL                                       | DRIVER   |
|--------|----------------|--|------------|-----------|--|---|--|
| LB4000 | 6.1W - 6.1W/ft | 16F - 16ft Roll<br>CUS_ - Custom<br>(Cutting length every 1.41") | RGB - RGB  | 24V - 24V | <b>TW10-4</b> - Power Connector<br><b>TT10-4</b> - Tape to Tape Connector<br><b>JP10-4</b> - Tape to Tape Jumper<br><b>SL-4</b> - Soldered Lead<br>(custom length sizes available)<br><b>JPSL-4</b> - Soldered Jumper<br>(custom length sizes available) | Refer to the next page for available options. | Refer to the next pages for available options. |

#### CONTROLLERS

- LB-2812Wi - Wall Controller
- LB-2820US - Wall Controller
- LB-2819S - Remote Controller
- LB-2833-K5-RGBW - Wall Dimmer
- LED25W-24 - Power Supply
- LB-2108B-M6-3 - DMX Decoder Wired
- LB-1009EAWI - RF DMX Decoder
- LB-2817DMX - RF Converter
- LB-2108-24-96CVF-UL - DMX Decoder Wired
- LIN100M1 - Eldo LED Driver

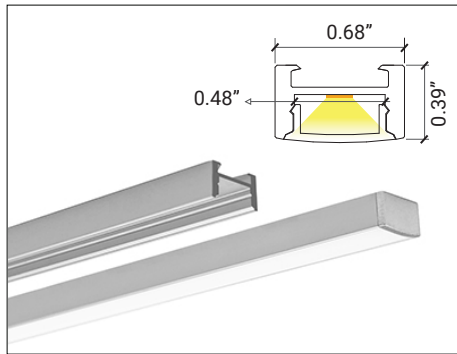
#### SHIPPING OPTIONS

- RL - Rolls 16ft
- PA - Pre-Assembled
- FA - Fully Assembled



**LP-SHC-CM-075/ Surface**

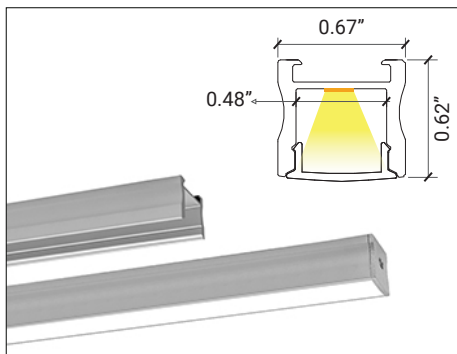
| SERIES               | EXT. LENGTH                                 | FINISH   | OPTICAL LENS  | TAPE LIGHT   |
|----------------------|---|--|---|--|
| <b>LP-SHC-CM-075</b> | 2 - 2ft<br>4 - 4ft<br>8 - 8ft<br>C - Custom | <b>SI</b> - Silver<br><b>BK</b> - Black <sup>1</sup><br><b>WH</b> - White <sup>1</sup> | <b>FTD</b> - Flat Diffuser<br><b>FTO</b> - Flat Opal <sup>1</sup><br><b>FTT</b> - Flat Transparent <sup>1</sup><br><b>FTB</b> - Flat Black <sup>1</sup> | <b>INS</b> - Installed<br><b>SEP</b> - Separated<br><br><b>CHANNEL</b><br><br><b>ASB</b> - Assembled<br><b>SEP</b> - Separated |



**LP-MDC-CM-075/ Surface**

Accessories Available, please refer to the channel spec sheet.

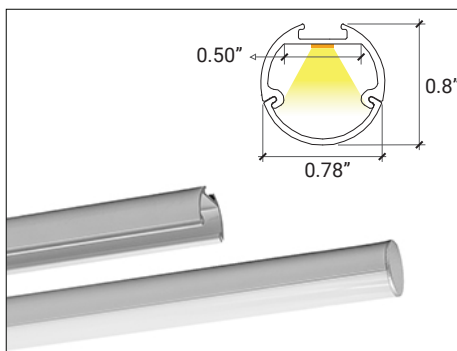
| SERIES               | EXT. LENGTH                                 | FINISH   | OPTICAL LENS  | CLIP  | TAPE LIGHT   |
|----------------------|---|--|---|---|--|
| <b>LP-MDC-CM-075</b> | 2 - 2ft<br>4 - 4ft<br>8 - 8ft<br>C - Custom | <b>SI</b> - Silver<br><b>BK</b> - Black <sup>1</sup><br><b>WH</b> - White <sup>1</sup> | <b>FTD</b> - Flat Diffuser<br><b>FTO</b> - Flat Opal <sup>1</sup><br><b>FTT</b> - Flat Transparent <sup>1</sup><br><b>FTB</b> - Flat Black <sup>1</sup> | <b>SC</b> - Surface Clip<br><b>MC</b> - Magnetic Clip | <b>INS</b> - Installed<br><b>SEP</b> - Separated<br><br><b>CHANNEL</b><br><br><b>ASB</b> - Assembled<br><b>SEP</b> - Separated |



**LP-LGC-CM-075/ Surface**

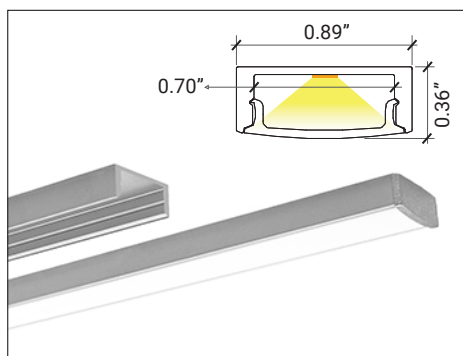
Accessories Available, please refer to the channel spec sheet.

| SERIES               | EXT. LENGTH                                 | FINISH   | OPTICAL LENS  | CLIP  | TAPE LIGHT   |
|----------------------|---|--|---|---|--|
| <b>LP-LGC-CM-075</b> | 2 - 2ft<br>4 - 4ft<br>8 - 8ft<br>C - Custom | <b>SI</b> - Silver<br><b>BK</b> - Black <sup>1</sup><br><b>WH</b> - White <sup>1</sup> | <b>FTD</b> - Flat Diffuser<br><b>FTO</b> - Flat Opal <sup>1</sup><br><b>FTT</b> - Flat Transparent <sup>1</sup><br><b>FTB</b> - Flat Black <sup>1</sup> | <b>SC</b> - Surface Clip<br><b>MC</b> - Magnetic Clip | <b>INS</b> - Installed<br><b>SEP</b> - Separated<br><br><b>CHANNEL</b><br><br><b>ASB</b> - Assembled<br><b>SEP</b> - Separated |



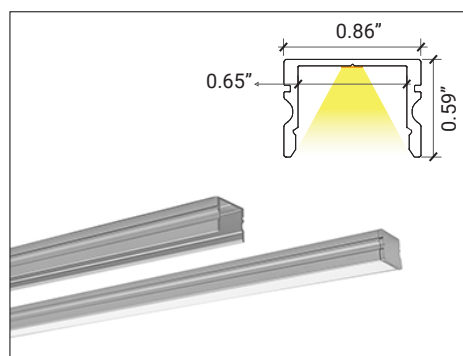
**LP-SHC-SC-MG-075/ Surface**

| SERIES                  | EXT. LENGTH                                 | FINISH   | OPTICAL LENS  | CLIP  | TAPE LIGHT   |
|-------------------------|---|--|---|---|--|
| <b>LP-SHC-SC-MG-075</b> | 2 - 2ft<br>4 - 4ft<br>8 - 8ft<br>C - Custom | <b>SI</b> - Silver<br><b>BK</b> - Black <sup>1</sup><br><b>WH</b> - White <sup>1</sup> | <b>RDD</b> - Rounded Diffuser<br><b>RDO</b> - Rounded Opal <sup>1</sup><br><b>RDT</b> - Rounded Transparent <sup>1</sup><br><b>RDB</b> - Rounded Black <sup>1</sup> | <b>SC</b> - Surface Clip<br><b>MC</b> - Magnetic Clip | <b>INS</b> - Installed<br><b>SEP</b> - Separated<br><br><b>CHANNEL</b><br><br><b>ASB</b> - Assembled<br><b>SEP</b> - Separated |



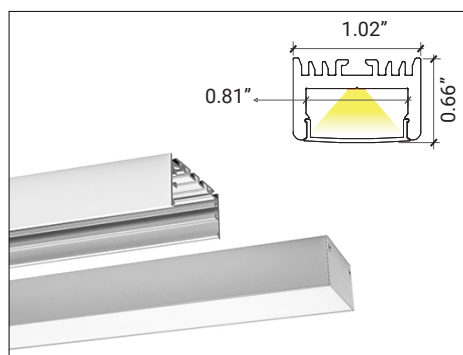
**LP-SHC-CM-1/ Surface**

| SERIES             | EXT. LENGTH                                 | FINISH   | OPTICAL LENS  | TAPE LIGHT   |
|--------------------|---|--|---|--|
| <b>LP-SHC-CM-1</b> | 2 - 2ft<br>4 - 4ft<br>8 - 8ft<br>C - Custom | <b>SI</b> - Silver<br><b>BK</b> - Black <sup>1</sup><br><b>WH</b> - White <sup>1</sup> | <b>FTD</b> - Flat Diffuser<br><b>FTO</b> - Flat Opal <sup>1</sup><br><b>FTT</b> - Flat Transparent <sup>1</sup><br><b>FTB</b> - Flat Black <sup>1</sup> | <b>INS</b> - Installed<br><b>SEP</b> - Separated<br><br><b>CHANNEL</b><br><br><b>ASB</b> - Assembled<br><b>SEP</b> - Separated |



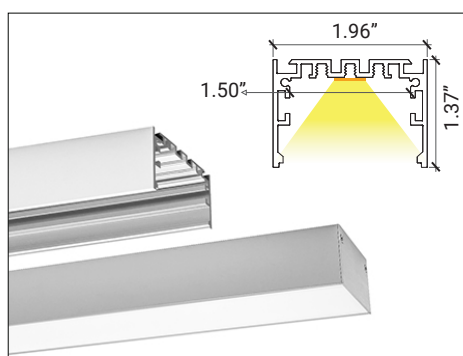
**LP-MDC-CM-1/ Surface**

| SERIES             | EXT. LENGTH                                 | FINISH   | OPTICAL LENS  | TAPE LIGHT   |
|--------------------|---|--|---|--|
| <b>LP-MDC-CM-1</b> | 2 - 2ft<br>4 - 4ft<br>8 - 8ft<br>C - Custom | <b>SI</b> - Silver<br><b>BK</b> - Black <sup>1</sup><br><b>WH</b> - White <sup>1</sup> | <b>FTD</b> - Flat Diffuser<br><b>FTO</b> - Flat Opal <sup>1</sup><br><b>FTT</b> - Flat Transparent <sup>1</sup><br><b>FTB</b> - Flat Black <sup>1</sup> | <b>INS</b> - Installed<br><b>SEP</b> - Separated<br><br><b>CHANNEL</b><br><br><b>ASB</b> - Assembled<br><b>SEP</b> - Separated |



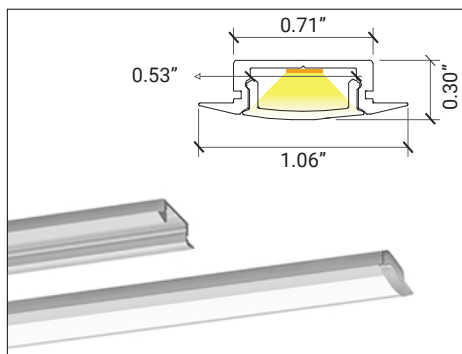
**LP-LGC-CM-1/ Surface**

| SERIES             | EXT. LENGTH                                 | FINISH   | OPTICAL LENS  | TAPE LIGHT   |
|--------------------|---|--|---|--|
| <b>LP-LGC-CM-1</b> | 2 - 2ft<br>4 - 4ft<br>8 - 8ft<br>C - Custom | <b>SI</b> - Silver<br><b>BK</b> - Black <sup>1</sup><br><b>WH</b> - White <sup>1</sup> | <b>FTD</b> - Flat Diffuser<br><b>FTO</b> - Flat Opal <sup>1</sup><br><b>FTT</b> - Flat Transparent <sup>1</sup><br><b>FTB</b> - Flat Black <sup>1</sup> | <b>INS</b> - Installed<br><b>SEP</b> - Separated<br><br><b>CHANNEL</b><br><br><b>ASB</b> - Assembled<br><b>SEP</b> - Separated |



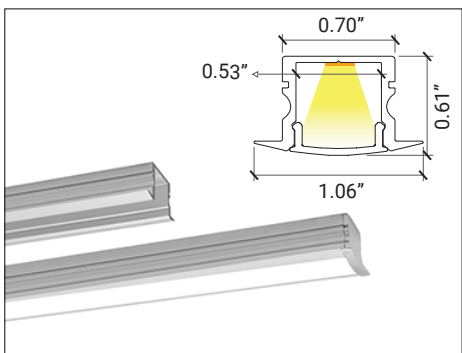
**LP-LGC-CM-2/ Surface**

| SERIES             | EXT. LENGTH                                 | FINISH   | OPTICAL LENS  | TAPE LIGHT   |
|--------------------|---|--|---|--|
| <b>LP-LGC-CM-2</b> | 2 - 2ft<br>4 - 4ft<br>8 - 8ft<br>C - Custom | <b>SI</b> - Silver<br><b>BK</b> - Black <sup>1</sup><br><b>WH</b> - White <sup>1</sup> | <b>FTD</b> - Flat Diffuser<br><b>FTO</b> - Flat Opal <sup>1</sup><br><b>FTT</b> - Flat Transparent <sup>1</sup><br><b>FTB</b> - Flat Black <sup>1</sup> | <b>INS</b> - Installed<br><b>SEP</b> - Separated<br><br><b>CHANNEL</b><br><br><b>ASB</b> - Assembled<br><b>SEP</b> - Separated |



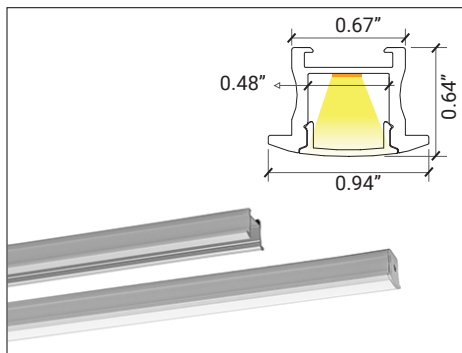
**LP-SHC-RFT-075/ Recessed**

| SERIES         | EXT. LENGTH                                 | FINISH  | OPTICAL LENS  | TAPE LIGHT  |
|----------------|---|---|---|---|
| LP-SHC-RFT-075 | 2 - 2ft<br>4 - 4ft<br>8 - 8ft<br>C - Custom | SI - Silver<br>BK - Black <sup>1</sup><br>WH - White <sup>1</sup> | FTD - Flat Diffuser<br>FTO - Flat Opal <sup>1</sup><br>FTT - Flat Transparent <sup>1</sup><br>FTB - Flat Black <sup>1</sup> | INS - Installed<br>SEP - Separated<br><br>CHANNEL<br>ASB - Assembled<br>SEP - Separated |



**LP-MDC-RFT-075/ Recessed**

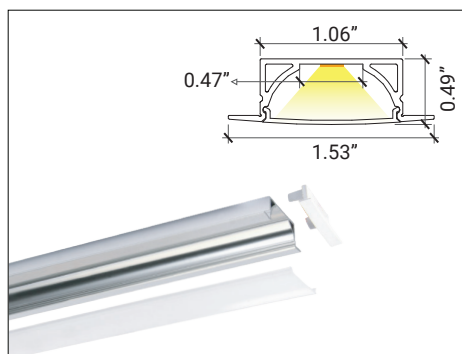
| SERIES         | EXT. LENGTH                                 | FINISH  | OPTICAL LENS  | TAPE LIGHT  |
|----------------|---|---|---|---|
| LP-MDC-RFT-075 | 2 - 2ft<br>4 - 4ft<br>8 - 8ft<br>C - Custom | SI - Silver<br>BK - Black <sup>1</sup><br>WH - White <sup>1</sup> | FTD - Flat Diffuser<br>FTO - Flat Opal <sup>1</sup><br>FTT - Flat Transparent <sup>1</sup><br>FTB - Flat Black <sup>1</sup> | INS - Installed<br>SEP - Separated<br><br>CHANNEL<br>ASB - Assembled<br>SEP - Separated |



**LP-LGC-RFT-075/ Recessed**

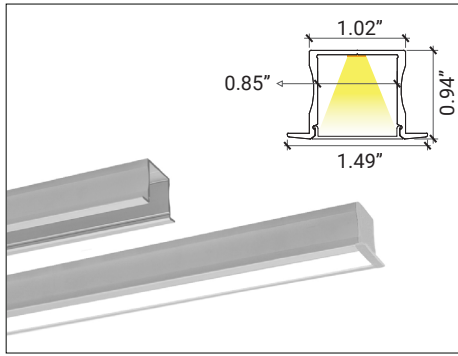
Accessories Available, please refer to the channel spec sheet.

| SERIES         | EXT. LENGTH                                 | FINISH  | OPTICAL LENS  | CLIP                                    | TAPE LIGHT  |
|----------------|---|---|---|---|---|
| LP-LGC-RFT-075 | 2 - 2ft<br>4 - 4ft<br>8 - 8ft<br>C - Custom | SI - Silver<br>BK - Black <sup>1</sup><br>WH - White <sup>1</sup> | FTD - Flat Diffuser<br>FTO - Flat Opal <sup>1</sup><br>FTT - Flat Transparent <sup>1</sup><br>FTB - Flat Black <sup>1</sup> | SC - Surface Clip<br>MC - Magnetic Clip | INS - Installed<br>SEP - Separated<br><br>CHANNEL<br>ASB - Assembled<br>SEP - Separated |



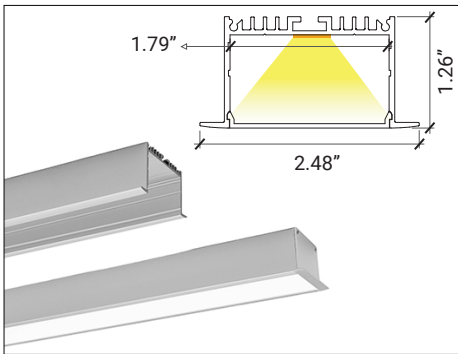
**LP-SHC-RFT-1/ Recessed**

| SERIES       | EXT. LENGTH                                 | FINISH  | OPTICAL LENS  | TAPE LIGHT  |
|--------------|---|---|---|---|
| LP-SHC-RFT-1 | 2 - 2ft<br>4 - 4ft<br>8 - 8ft<br>C - Custom | SI - Silver<br>BK - Black <sup>1</sup><br>WH - White <sup>1</sup> | FTD - Flat Diffuser<br>FTO - Flat Opal <sup>1</sup><br>FTT - Flat Transparent <sup>1</sup><br>FTB - Flat Black <sup>1</sup> | INS - Installed<br>SEP - Separated<br><br>CHANNEL<br>ASB - Assembled<br>SEP - Separated |



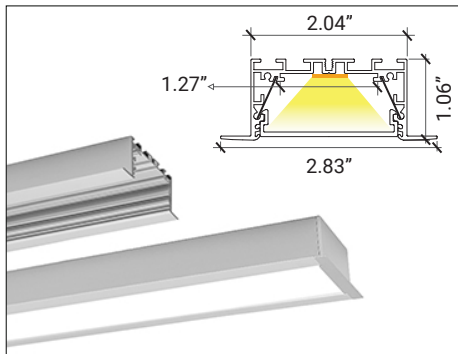
**LP-LGC-RFT-1/ Recessed**

| SERIES              | EXT. LENGTH                                 | FINISH   | OPTICAL LENS  | TAPE LIGHT   |
|---------------------|---|--|---|--|
| <b>LP-LGC-RFT-1</b> | 2 - 2ft<br>4 - 4ft<br>8 - 8ft<br>C - Custom | <b>SI</b> - Silver<br><b>BK</b> - Black <sup>1</sup><br><b>WH</b> - White <sup>1</sup> | <b>FTD</b> - Flat Diffuser<br><b>FTO</b> - Flat Opal <sup>1</sup><br><b>FTT</b> - Flat Transparent <sup>1</sup><br><b>FTB</b> - Flat Black <sup>1</sup> | <b>INS</b> - Installed<br><b>SEP</b> - Separated<br><br><b>CHANNEL</b><br><br><b>ASB</b> - Assembled<br><b>SEP</b> - Separated |



**LP-SHC-RFT-2/ Recessed**

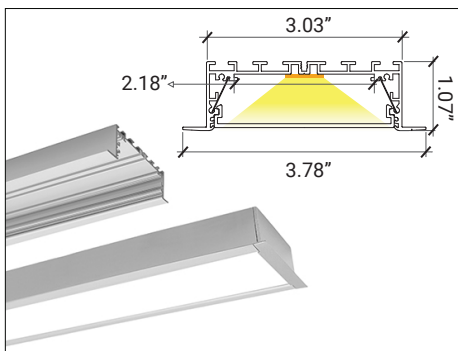
| SERIES              | EXT. LENGTH                                 | FINISH   | OPTICAL LENS  | TAPE LIGHT   |
|---------------------|---|--|---|--|
| <b>LP-SHC-RFT-2</b> | 2 - 2ft<br>4 - 4ft<br>8 - 8ft<br>C - Custom | <b>SI</b> - Silver<br><b>BK</b> - Black <sup>1</sup><br><b>WH</b> - White <sup>1</sup> | <b>FTD</b> - Flat Diffuser<br><b>FTO</b> - Flat Opal <sup>1</sup><br><b>FTT</b> - Flat Transparent <sup>1</sup><br><b>FTB</b> - Flat Black <sup>1</sup> | <b>INS</b> - Installed<br><b>SEP</b> - Separated<br><br><b>CHANNEL</b><br><br><b>ASB</b> - Assembled<br><b>SEP</b> - Separated |



**LP-MDC-RFT-2/ Recessed**

Accessories Available, please refer to the channel spec sheet.

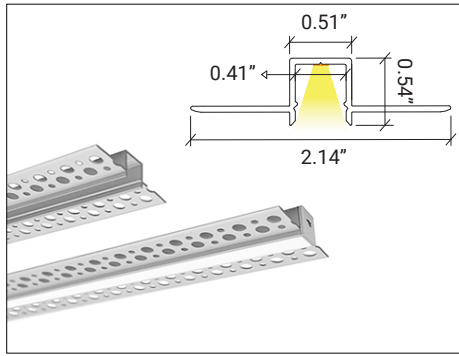
| SERIES              | EXT. LENGTH                                 | FINISH   | OPTICAL LENS  | TAPE LIGHT   |
|---------------------|---|--|---|--|
| <b>LP-MDC-RFT-2</b> | 2 - 2ft<br>4 - 4ft<br>8 - 8ft<br>C - Custom | <b>SI</b> - Silver<br><b>BK</b> - Black <sup>1</sup><br><b>WH</b> - White <sup>1</sup> | <b>FTD</b> - Flat Diffuser<br><b>FTO</b> - Flat Opal <sup>1</sup><br><b>FTT</b> - Flat Transparent <sup>1</sup><br><b>FTB</b> - Flat Black <sup>1</sup> | <b>INS</b> - Installed<br><b>SEP</b> - Separated<br><br><b>CHANNEL</b><br><br><b>ASB</b> - Assembled<br><b>SEP</b> - Separated |



**LP-LGC-RFT-2/ Recessed**

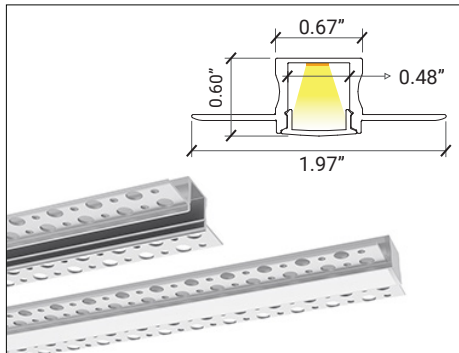
Accessories Available, please refer to the channel spec sheet.

| SERIES              | EXT. LENGTH                                 | FINISH   | OPTICAL LENS  | TAPE LIGHT   |
|---------------------|---|--|---|--|
| <b>LP-LGC-RFT-2</b> | 2 - 2ft<br>4 - 4ft<br>8 - 8ft<br>C - Custom | <b>SI</b> - Silver<br><b>BK</b> - Black <sup>1</sup><br><b>WH</b> - White <sup>1</sup> | <b>FTD</b> - Flat Diffuser<br><b>FTO</b> - Flat Opal <sup>1</sup><br><b>FTT</b> - Flat Transparent <sup>1</sup><br><b>FTB</b> - Flat Black <sup>1</sup> | <b>INS</b> - Installed<br><b>SEP</b> - Separated<br><br><b>CHANNEL</b><br><br><b>ASB</b> - Assembled<br><b>SEP</b> - Separated |



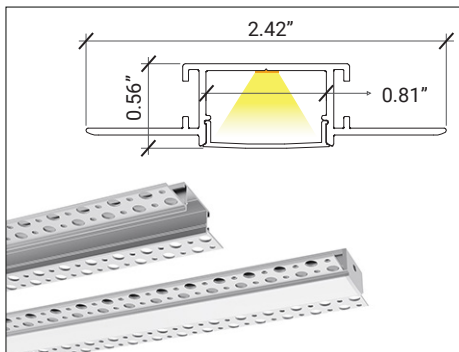
**LP-LGC-RTL-050/** Trimless

| SERIES                | EXT. LENGTH                                 | FINISH   | OPTICAL LENS  | TAPE LIGHT   |
|-----------------------|---|--|---|--|
| <b>LP-LGC-RTL-050</b> | 2 - 2ft<br>4 - 4ft<br>8 - 8ft<br>C - Custom | <b>SI</b> - Silver<br><b>BK</b> - Black <sup>1</sup><br><b>WH</b> - White <sup>1</sup> | <b>FTD</b> - Flat Diffuser<br><b>FTO</b> - Flat Opal <sup>1</sup><br><b>FTT</b> - Flat Transparent <sup>1</sup><br><b>FTB</b> - Flat Black <sup>1</sup> | <b>INS</b> - Installed<br><b>SEP</b> - Separated<br><br><b>CHANNEL</b><br><br><b>ASB</b> - Assembled<br><b>SEP</b> - Separated |



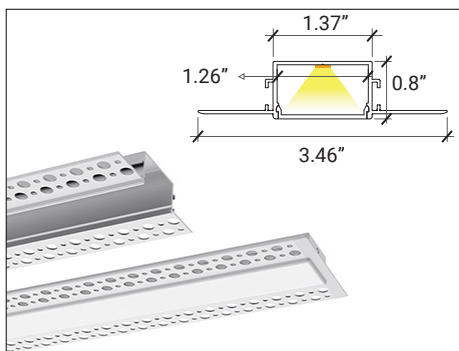
**LP-LGC-RTL-075/** Trimless

| SERIES                | EXT. LENGTH                                 | FINISH   | OPTICAL LENS  | TAPE LIGHT   |
|-----------------------|---|--|---|--|
| <b>LP-LGC-RTL-075</b> | 2 - 2ft<br>4 - 4ft<br>8 - 8ft<br>C - Custom | <b>SI</b> - Silver<br><b>BK</b> - Black <sup>1</sup><br><b>WH</b> - White <sup>1</sup> | <b>FTD</b> - Flat Diffuser<br><b>FTO</b> - Flat Opal <sup>1</sup><br><b>FTT</b> - Flat Transparent <sup>1</sup><br><b>FTB</b> - Flat Black <sup>1</sup> | <b>INS</b> - Installed<br><b>SEP</b> - Separated<br><br><b>CHANNEL</b><br><br><b>ASB</b> - Assembled<br><b>SEP</b> - Separated |



**LP-MDC-RTL-1/** Trimless

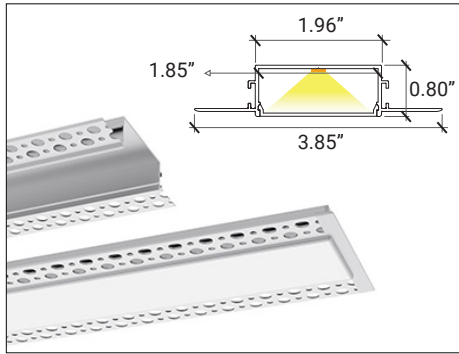
| SERIES              | EXT. LENGTH                                 | FINISH   | OPTICAL LENS  | TAPE LIGHT   |
|---------------------|---|--|---|--|
| <b>LP-MDC-RTL-1</b> | 2 - 2ft<br>4 - 4ft<br>8 - 8ft<br>C - Custom | <b>SI</b> - Silver<br><b>BK</b> - Black <sup>1</sup><br><b>WH</b> - White <sup>1</sup> | <b>FTD</b> - Flat Diffuser<br><b>FTO</b> - Flat Opal <sup>1</sup><br><b>FTT</b> - Flat Transparent <sup>1</sup><br><b>FTB</b> - Flat Black <sup>1</sup> | <b>INS</b> - Installed<br><b>SEP</b> - Separated<br><br><b>CHANNEL</b><br><br><b>ASB</b> - Assembled<br><b>SEP</b> - Separated |



**LP-SHC-RTL-2/** Trimless  
Accessories Available, please refer to the channel spec sheet.

| SERIES              | EXT. LENGTH                                 | FINISH   | OPTICAL LENS  | TAPE LIGHT   |
|---------------------|---|--|---|--|
| <b>LP-SHC-RTL-2</b> | 2 - 2ft<br>4 - 4ft<br>8 - 8ft<br>C - Custom | <b>SI</b> - Silver<br><b>BK</b> - Black <sup>1</sup><br><b>WH</b> - White <sup>1</sup> | <b>FTD</b> - Flat Diffuser<br><b>FTO</b> - Flat Opal <sup>1</sup><br><b>FTT</b> - Flat Transparent <sup>1</sup><br><b>FTB</b> - Flat Black <sup>1</sup> | <b>INS</b> - Installed<br><b>SEP</b> - Separated<br><br><b>CHANNEL</b><br><br><b>ASB</b> - Assembled<br><b>SEP</b> - Separated |

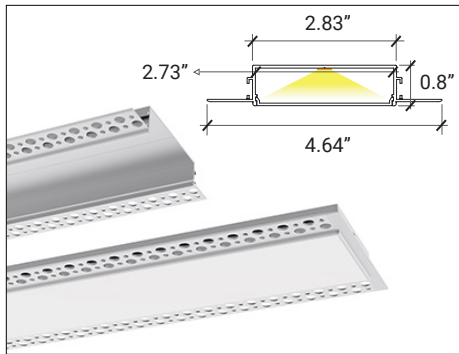




**LP-MDC-RTL-2/ Trimless**

Accessories Available, please refer to the channel spec sheet.

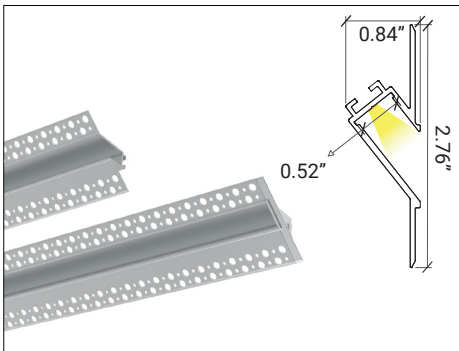
| SERIES              | EXT. LENGTH                                 | FINISH  | OPTICAL LENS  | TAPE LIGHT  |
|---------------------|---|---|---|---|
| <b>LP-MDC-RTL-2</b> | 2 - 2ft<br>4 - 4ft<br>8 - 8ft<br>C - Custom | SI - Silver<br>BK - Black <sup>1</sup><br>WH - White <sup>1</sup> | FTD - Flat Diffuser<br>FTO - Flat Opal <sup>1</sup><br>FTT - Flat Transparent <sup>1</sup><br>FTB - Flat Black <sup>1</sup> | INS - Installed<br>SEP - Separated<br><br>CHANNEL<br><br>ASB - Assembled<br>SEP - Separated |



**LP-LGC-RTL-2/ Trimless**

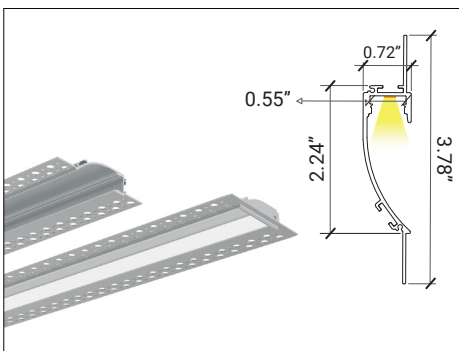
Accessories Available, please refer to the channel spec sheet.

| SERIES              | EXT. LENGTH                                 | FINISH  | OPTICAL LENS  | TAPE LIGHT  |
|---------------------|---|---|---|---|
| <b>LP-LGC-RTL-2</b> | 2 - 2ft<br>4 - 4ft<br>8 - 8ft<br>C - Custom | SI - Silver<br>BK - Black <sup>1</sup><br>WH - White <sup>1</sup> | FTD - Flat Diffuser<br>FTO - Flat Opal <sup>1</sup><br>FTT - Flat Transparent <sup>1</sup><br>FTB - Flat Black <sup>1</sup> | INS - Installed<br>SEP - Separated<br><br>CHANNEL<br><br>ASB - Assembled<br>SEP - Separated |



**LP-LGC-WM-RTL-050/Wall Mount/Trimless**

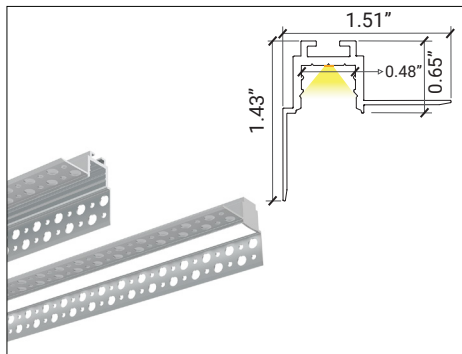
| SERIES                   | EXT. LENGTH                                 | FINISH  | TAPE LIGHT  |
|--------------------------|---|---|---|
| <b>LP-LGC-WM-RTL-050</b> | 2 - 2ft<br>4 - 4ft<br>8 - 8ft<br>C - Custom | SI - Silver<br>BK - Black <sup>1</sup><br>WH - White <sup>1</sup> | INS - Installed<br>SEP - Separated<br><br>CHANNEL<br><br>ASB - Assembled<br>SEP - Separated |



**LP-MDC-WM-RTL-050/Wall Mount/Trimless**

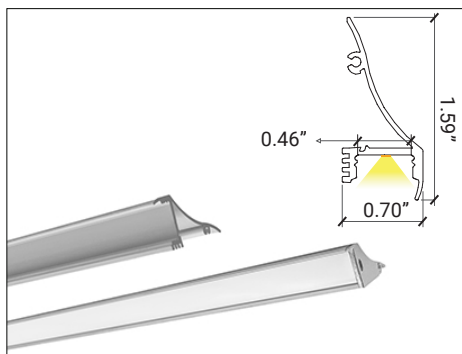
| SERIES                   | EXT. LENGTH                                 | FINISH  | OPTICAL LENS  | TAPE LIGHT  |
|--------------------------|---|---|---|---|
| <b>LP-MDC-WM-RTL-050</b> | 2 - 2ft<br>4 - 4ft<br>8 - 8ft<br>C - Custom | SI - Silver<br>BK - Black <sup>1</sup><br>WH - White <sup>1</sup> | FTD - Flat Diffuser<br>FTO - Flat Opal <sup>1</sup><br>FTT - Flat Transparent <sup>1</sup><br>FTB - Flat Black <sup>1</sup> | INS - Installed<br>SEP - Separated<br><br>CHANNEL<br><br>ASB - Assembled<br>SEP - Separated |





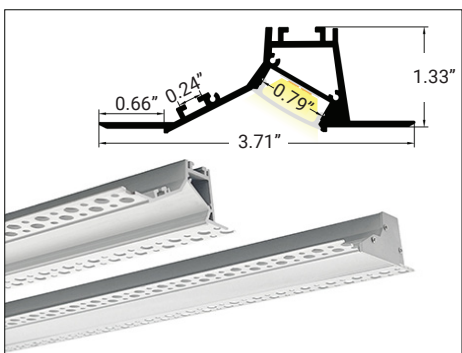
**LP-MDC-PR-050/** Wall Mount

| SERIES               | EXT. LENGTH                                 | FINISH   | OPTICAL LENS  | TAPE LIGHT   |
|----------------------|---|--|---|--|
| <b>LP-MDC-PR-050</b> | 2 - 2ft<br>4 - 4ft<br>8 - 8ft<br>C - Custom | <b>SI</b> - Silver<br><b>BK</b> - Black <sup>1</sup><br><b>WH</b> - White <sup>1</sup> | <b>FTD</b> - Flat Diffuser<br><b>FTO</b> - Flat Opal <sup>1</sup><br><b>FTT</b> - Flat Transparent <sup>1</sup><br><b>FTB</b> - Flat Black <sup>1</sup> | <b>INS</b> - Installed<br><b>SEP</b> - Separated<br><br><b>CHANNEL</b><br><br><b>ASB</b> - Assembled<br><b>SEP</b> - Separated |



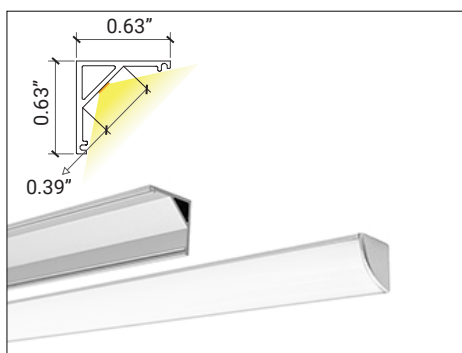
**LP-MDC-WM-CM-050/** Wall Mount

| SERIES                  | EXT. LENGTH                                 | FINISH   | OPTICAL LENS  | TAPE LIGHT   |
|-------------------------|---|--|---|--|
| <b>LP-MDC-WM-CM-050</b> | 2 - 2ft<br>4 - 4ft<br>8 - 8ft<br>C - Custom | <b>SI</b> - Silver<br><b>BK</b> - Black <sup>1</sup><br><b>WH</b> - White <sup>1</sup> | <b>FTD</b> - Flat Diffuser<br><b>FTO</b> - Flat Opal <sup>1</sup><br><b>FTT</b> - Flat Transparent <sup>1</sup><br><b>FTB</b> - Flat Black <sup>1</sup> | <b>INS</b> - Installed<br><b>SEP</b> - Separated<br><br><b>CHANNEL</b><br><br><b>ASB</b> - Assembled<br><b>SEP</b> - Separated |



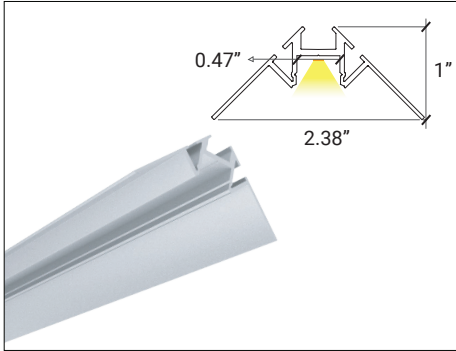
**LP-MDC-WW-RTL-075/** Wall Washer

| SERIES                   | EXT. LENGTH                                 | FINISH   | OPTICAL LENS  | TAPE LIGHT   |
|--------------------------|---|--|---|--|
| <b>LP-MDC-WW-RTL-075</b> | 2 - 2ft<br>4 - 4ft<br>8 - 8ft<br>C - Custom | <b>SI</b> - Silver<br><b>BK</b> - Black <sup>1</sup><br><b>WH</b> - White <sup>1</sup> | <b>FTD</b> - Flat Diffuser<br><b>FTO</b> - Flat Opal <sup>1</sup><br><b>FTT</b> - Flat Transparent <sup>1</sup><br><b>FTB</b> - Flat Black <sup>1</sup> | <b>INS</b> - Installed<br><b>SEP</b> - Separated<br><br><b>CHANNEL</b><br><br><b>ASB</b> - Assembled<br><b>SEP</b> - Separated |



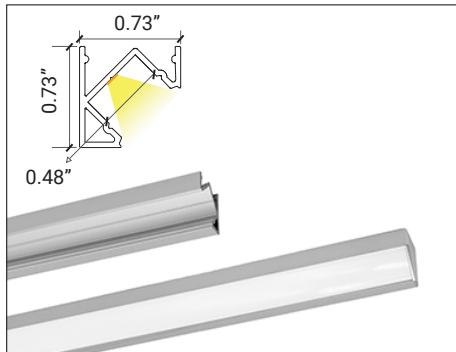
**LP-LGC-S90-050/** Surface Corner

| SERIES                | EXT. LENGTH                                 | FINISH   | OPTICAL LENS   | TAPE LIGHT   |
|-----------------------|---|--|--|--|
| <b>LP-LGC-S90-050</b> | 2 - 2ft<br>4 - 4ft<br>8 - 8ft<br>C - Custom | <b>SI</b> - Silver<br><b>BK</b> - Black <sup>1</sup><br><b>WH</b> - White <sup>1</sup> | <b>90D</b> - 90° Diffuser<br><b>90O</b> - 90° Opal <sup>1</sup><br><b>90T</b> - 90° Transparent <sup>1</sup><br><b>90B</b> - 90° Black <sup>1</sup><br><b>COD</b> - Corner Diffuser<br><b>COP</b> - Corner Opal <sup>1</sup><br><b>COT</b> - Corner Transparent <sup>1</sup><br><b>COB</b> - Corner Black <sup>1</sup> | <b>INS</b> - Installed<br><b>SEP</b> - Separated<br><br><b>CHANNEL</b><br><br><b>ASB</b> - Assembled<br><b>SEP</b> - Separated |



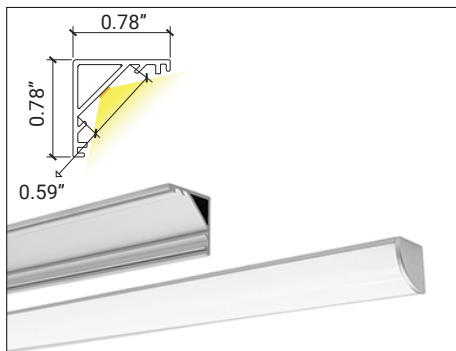
**LP-MDC-TLC-050/** Trimless Corner

| SERIES                | EXT. LENGTH                                 | FINISH   | OPTICAL LENS  | TAPE LIGHT   |
|-----------------------|---|--|---|--|
| <b>LP-MDC-TLC-050</b> | 2 - 2ft<br>4 - 4ft<br>8 - 8ft<br>C - Custom | <b>SI</b> - Silver<br><b>BK</b> - Black <sup>1</sup><br><b>WH</b> - White <sup>1</sup> | <b>FTD</b> - Flat Diffuser<br><b>FTO</b> - Flat Opal <sup>1</sup><br><b>FTT</b> - Flat Transparent <sup>1</sup><br><b>FTB</b> - Flat Black <sup>1</sup> | <b>INS</b> - Installed<br><b>SEP</b> - Separated<br><br><b>CHANNEL</b><br><br><b>ASB</b> - Assembled<br><b>SEP</b> - Separated |



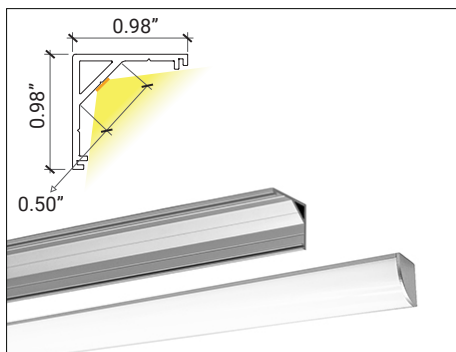
**LP-MDC-S90-075/** Surface Corner

| SERIES                | EXT. LENGTH                                 | FINISH   | OPTICAL LENS  | TAPE LIGHT   |
|-----------------------|---|--|---|--|
| <b>LP-MDC-S90-075</b> | 2 - 2ft<br>4 - 4ft<br>8 - 8ft<br>C - Custom | <b>SI</b> - Silver<br><b>BK</b> - Black <sup>1</sup><br><b>WH</b> - White <sup>1</sup> | <b>FTD</b> - Flat Diffuser<br><b>FTO</b> - Flat Opal <sup>1</sup><br><b>FTT</b> - Flat Transparent <sup>1</sup><br><b>FTB</b> - Flat Black <sup>1</sup> | <b>INS</b> - Installed<br><b>SEP</b> - Separated<br><br><b>CHANNEL</b><br><br><b>ASB</b> - Assembled<br><b>SEP</b> - Separated |



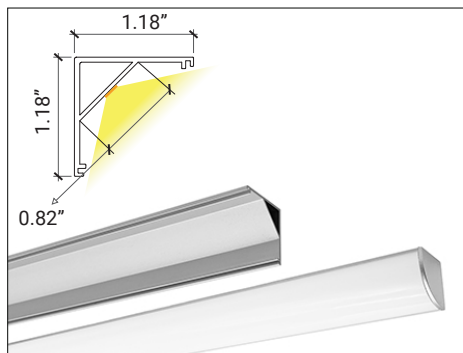
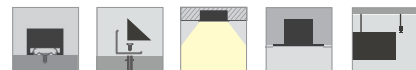
**LP-LGC-S90-075/** Surface Corner

| SERIES                | EXT. LENGTH                                 | FINISH   | OPTICAL LENS   | TAPE LIGHT   |
|-----------------------|---|--|--|--|
| <b>LP-LGC-S90-075</b> | 2 - 2ft<br>4 - 4ft<br>8 - 8ft<br>C - Custom | <b>SI</b> - Silver<br><b>BK</b> - Black <sup>1</sup><br><b>WH</b> - White <sup>1</sup> | <b>90D</b> - 90° Diffuser<br><b>90O</b> - 90° Opal <sup>1</sup><br><b>90T</b> - 90° Transparent <sup>1</sup><br><b>90B</b> - 90° Black <sup>1</sup><br><b>COD</b> - Corner Diffuser<br><b>COP</b> - Corner Opal <sup>1</sup><br><b>COT</b> - Corner Transparent <sup>1</sup><br><b>COB</b> - Corner Black <sup>1</sup> | <b>INS</b> - Installed<br><b>SEP</b> - Separated<br><br><b>CHANNEL</b><br><br><b>ASB</b> - Assembled<br><b>SEP</b> - Separated |



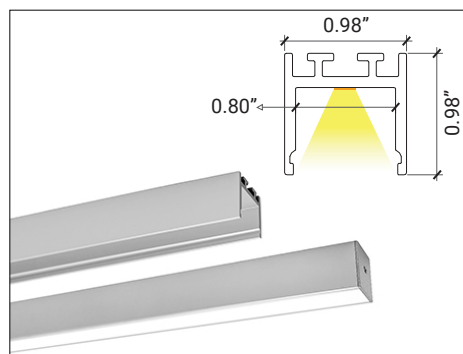
**LP-LGC-S90-1/** Surface Corner

| SERIES              | EXT. LENGTH                                 | FINISH   | OPTICAL LENS   | TAPE LIGHT   |
|---------------------|---|--|--|--|
| <b>LP-LGC-S90-1</b> | 2 - 2ft<br>4 - 4ft<br>8 - 8ft<br>C - Custom | <b>SI</b> - Silver<br><b>BK</b> - Black <sup>1</sup><br><b>WH</b> - White <sup>1</sup> | <b>90D</b> - 90° Diffuser<br><b>90O</b> - 90° Opal <sup>1</sup><br><b>90T</b> - 90° Transparent <sup>1</sup><br><b>90B</b> - 90° Black <sup>1</sup><br><b>COD</b> - Corner Diffuser<br><b>COP</b> - Corner Opal <sup>1</sup><br><b>COT</b> - Corner Transparent <sup>1</sup><br><b>COB</b> - Corner Black <sup>1</sup> | <b>INS</b> - Installed<br><b>SEP</b> - Separated<br><br><b>CHANNEL</b><br><br><b>ASB</b> - Assembled<br><b>SEP</b> - Separated |



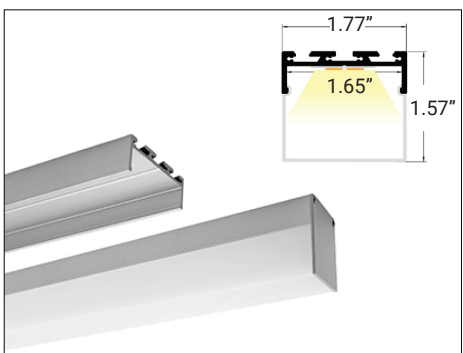
**LP-LGC-S90-2/ Surface Corner**

| SERIES              | EXT. LENGTH                                 | FINISH  | OPTICAL LENS   | TAPE LIGHT   |
|---------------------|---|---|--|--|
| <b>LP-LGC-S90-2</b> | 2 - 2ft<br>4 - 4ft<br>8 - 8ft<br>C - Custom | SI - Silver<br>BK - Black <sup>1</sup><br>WH - White <sup>1</sup> | 90D - 90° Diffuser<br>90O - 90° Opal <sup>1</sup><br>90T - 90° Transparent <sup>1</sup><br>90B - 90° Black <sup>1</sup><br>COD - Corner Diffuser<br>COP - Corner Opal <sup>1</sup><br>COT - Corner Transparent <sup>1</sup><br>COB - Corner Black <sup>1</sup> | INS - Installed<br>SEP - Separated<br><br><b>CHANNEL</b><br><br>ASB - Assembled<br>SEP - Separated |



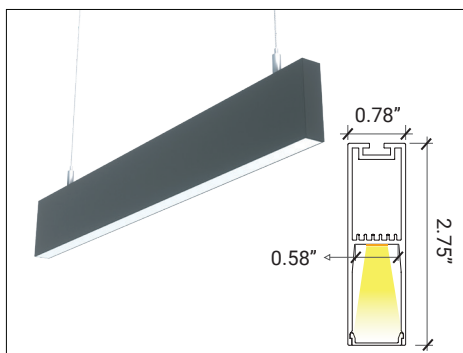
**LP-MDC-SPD-1/ Suspended**

| SERIES              | EXT. LENGTH                                 | FINISH  | OPTICAL LENS  | CLIP                                    | TAPE LIGHT   |
|---------------------|---|---|---|---|--|
| <b>LP-MDC-SPD-1</b> | 2 - 2ft<br>4 - 4ft<br>8 - 8ft<br>C - Custom | SI - Silver<br>BK - Black <sup>1</sup><br>WH - White <sup>1</sup> | FTD - Flat Diffuser<br>FTO - Flat Opal <sup>1</sup><br>FTT - Flat Transparent <sup>1</sup><br>FTB - Flat Black <sup>1</sup> | PC - Pendant Cable<br>SC - Surface Clip | INS - Installed<br>SEP - Separated<br><br><b>CHANNEL</b><br><br>ASB - Assembled<br>SEP - Separated |



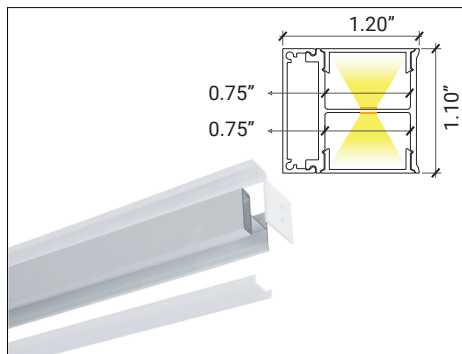
**LP-SHC-SPD-2/ Suspended**

| SERIES              | EXT. LENGTH                                 | FINISH  | OPTICAL LENS  | TAPE LIGHT   |
|---------------------|---|---|---|--|
| <b>LP-SHC-SPD-2</b> | 2 - 2ft<br>4 - 4ft<br>8 - 8ft<br>C - Custom | SI - Silver<br>BK - Black <sup>1</sup><br>WH - White <sup>1</sup> | FTD - Flat Diffuser<br>FTO - Flat Opal <sup>1</sup><br>FTT - Flat Transparent <sup>1</sup><br>FTB - Flat Black <sup>1</sup><br>90D - 90° Diffuser<br>90O - 90° Opal <sup>1</sup><br>90T - 90° Transparent <sup>1</sup><br>90B - 90° Black <sup>1</sup><br>TRD - Triangular Diffuser<br>TRO - Triangular Opal <sup>1</sup><br>TRT - Triangular Transparent <sup>1</sup><br>TRB - Triangular Black <sup>1</sup> | INS - Installed<br>SEP - Separated<br><br><b>CHANNEL</b><br><br>ASB - Assembled<br>SEP - Separated |



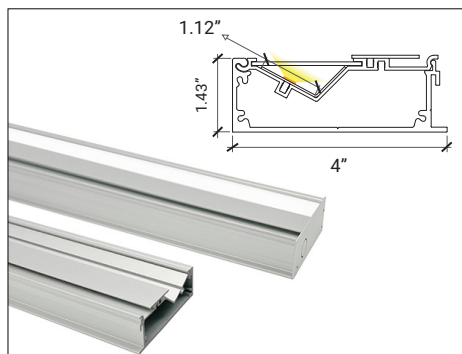
**LP-MDC-SPD-2/ Suspended**

| SERIES              | EXT. LENGTH                                 | FINISH                   | OPTICAL LENS  | TAPE LIGHT   |
|---------------------|---|--------------------------|---|--|
| <b>LP-MDC-SPD-2</b> | 2 - 2ft<br>4 - 4ft<br>8 - 8ft<br>C - Custom | BK - Black<br>WH - White | FTD - Flat Diffuser<br>FTO - Flat Opal <sup>1</sup><br>FTT - Flat Transparent <sup>1</sup><br>FTB - Flat Black <sup>1</sup> | INS - Installed<br>SEP - Separated<br><br><b>CHANNEL</b><br><br>ASB - Assembled<br>SEP - Separated |



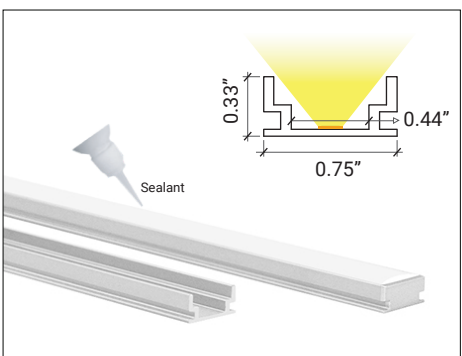
**LP-MDC-WM-DI-1** Surface / Up & Down Light

| SERIES                | EXT. LENGTH                                 | FINISH   | OPTICAL LENS  | TAPE LIGHT   |
|-----------------------|---|--|---|--|
| <b>LP-MDC-WM-DI-1</b> | 2 - 2ft<br>4 - 4ft<br>8 - 8ft<br>C - Custom | <b>SI</b> - Silver<br><b>BK</b> - Black <sup>1</sup><br><b>WH</b> - White <sup>1</sup> | <b>FTD</b> - Flat Diffuser<br><b>FTO</b> - Flat Opal <sup>1</sup><br><b>FTT</b> - Flat Transparent <sup>1</sup><br><b>FTB</b> - Flat Black <sup>1</sup> | <b>INS</b> - Installed<br><b>SEP</b> - Separated<br><br><b>CHANNEL</b><br><br><b>ASB</b> - Assembled<br><b>SEP</b> - Separated |



**LP-MDC-WW-RTL-2** Cove

| SERIES                 | EXT. LENGTH                                 | FINISH   | OPTICAL LENS  | TAPE LIGHT   |
|------------------------|---|--|---|--|
| <b>LP-MDC-WW-RTL-2</b> | 2 - 2ft<br>4 - 4ft<br>8 - 8ft<br>C - Custom | <b>SI</b> - Silver<br><b>BK</b> - Black <sup>1</sup><br><b>WH</b> - White <sup>1</sup> | <b>FTD</b> - Flat Diffuser<br><b>FTO</b> - Flat Opal <sup>1</sup><br><b>FTT</b> - Flat Transparent <sup>1</sup> | <b>INS</b> - Installed<br><b>SEP</b> - Separated<br><br><b>CHANNEL</b><br><br><b>ASB</b> - Assembled<br><b>SEP</b> - Separated |



**LP-LGC-FL-025** Recessed Floor

| SERIES               | EXT. LENGTH                                 | FINISH   | OPTICAL LENS  | TAPE LIGHT   |
|----------------------|---|--|---|--|
| <b>LP-LGC-FL-025</b> | 2 - 2ft<br>4 - 4ft<br>8 - 8ft<br>C - Custom | <b>SI</b> - Silver<br><b>BK</b> - Black <sup>1</sup><br><b>WH</b> - White <sup>1</sup> | <b>FTD</b> - Flat Diffuser<br><b>FTO</b> - Flat Opal <sup>1</sup><br><b>FTT</b> - Flat Transparent <sup>1</sup><br><b>FTB</b> - Flat Black <sup>1</sup> | <b>INS</b> - Installed<br><b>SEP</b> - Separated<br><br><b>CHANNEL</b><br><br><b>ASB</b> - Assembled<br><b>SEP</b> - Separated |

## RGB / Wall Controller RF

Power Supply



ED-96W-24V-TRIAC-DIM10



ED-192W-24V-TRIAC-DIM10



ED-288W-24V-TRIAC-DIM10

LED Receiver

### LB-1009EAWi

|                       |                |
|-----------------------|----------------|
| <b>Input Voltage</b>  | 12-36 VDC      |
| <b>Output Current</b> | 4x8A           |
| <b>Output Power</b>   | 4X(96-288)W    |
| <b>Dimensions</b>     | 6.6"X2.3"X1.1" |



LB-1009EAWi

### WALL CONTROLLER

#### LB-2820US

|                      |           |
|----------------------|-----------|
| <b>Output Signal</b> | RF Signal |
| <b>Power Supply</b>  | 12-24 DC  |




LED25W-24 ( Power Supply)  
(Optional for wall controller)

Wall Control

Control 1 zone.



LED Tape Light



LB4000-RGB

## RGB / Remote Controller RF

Power Supply



ED-96W-24V-TRIAC-DIM10



ED-192W-24V-TRIAC-DIM10



ED-288W-24V-TRIAC-DIM10

LED Receiver

### LB-1009EAWi

|                       |                |
|-----------------------|----------------|
| <b>Input Voltage</b>  | 12-36 VDC      |
| <b>Output Current</b> | 4x8A           |
| <b>Output Power</b>   | 4X(96-288)W    |
| <b>Dimensions</b>     | 6.6"X2.3"X1.1" |



LB-1009EAWi

### REMOTE CONTROLLER

LB-2819S


|                      |                |
|----------------------|----------------|
| <b>Output Signal</b> | RF Signal      |
| <b>Power Supply</b>  | 3XAAA battery) |



Control 4 zones.

Remote Control

LED Tape Light



LB4000-RGB

## RGB / Wall Dimmer Controller RF

Power Supply



ED-96W-24V-TRIAC-DIM10



ED-192W-24V-TRIAC-DIM10



ED-288W-24V-TRIAC-DIM10

LED Receiver

### LB-1009EAWi

|                       |                |
|-----------------------|----------------|
| <b>Input Voltage</b>  | 12-36 VDC      |
| <b>Output Current</b> | 4x8A           |
| <b>Output Power</b>   | 4X(96-288)W    |
| <b>Dimensions</b>     | 6.6"X2.3"X1.1" |

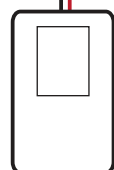


LB-1009EAWi

### WALL DIMMER CONTROLLER

LB-2833N-K5-RGBW

|                      |                     |
|----------------------|---------------------|
| <b>Output Signal</b> | RF Signal           |
| <b>Power Supply</b>  | 3V (CR2032 battery) |




Wall Control



Control 1 zone.

LED Tape Light



LB4000-RGB



## RGB / DMX Wired

### Power Supply



ED-96W-24V-TRIAC-DIM10



ED-192W-24V-TRIAC-DIM10



ED-288W-24V-TRIAC-DIM10



ED-384W-24V-TRIAC-DIM10


### DMX Decoder

#### LB-2108B-M6-3

|                |                |
|----------------|----------------|
| Input Voltage  | 12-24 VDC      |
| Output Current | 6x6A           |
| Output Power   | 6x(72-144)W    |
| Dimensions     | 7.3"X3.3"X1.6" |



LB-2108B-M6-3



### Wall Control

#### WALL CONTROLLER

##### LB-2812-Wi

|               |                   |
|---------------|-------------------|
| Output Signal | DMX + WiFi Signal |
| Power Supply  | 12-24 VDC         |




LED25W-24 ( Power Supply)  
(Optional for wall controller)



Control 3 zones.

### LED Tape Light



LB4000-RGB

## RGB / DMX WiFi

### Power Supply



ED-96W-24V-TRIAC-DIM10



ED-192W-24V-TRIAC-DIM10



ED-288W-24V-TRIAC-DIM10



ED-384W-24V-TRIAC-DIM10

### DMX Decoder

#### LB-2108B-M6-3

|                       |                |
|-----------------------|----------------|
| <b>Input Voltage</b>  | 12-24 VDC      |
| <b>Output Current</b> | 6x6A           |
| <b>Output Power</b>   | 6x(72-144)W    |
| <b>Dimensions</b>     | 7.3"X3.3"X1.6" |



LB-2108B-M6-3

### Converter

#### LB-2817DMX

|                              |                     |
|------------------------------|---------------------|
| <b>Output Signal</b>         | DMX512 Signal       |
| <b>Voltage</b>               | 120 VAC             |
| <b>Operating Temperature</b> | 0-40°C / 32°F-104°F |
| <b>Dimensions</b>            | 7"X1.8"X0.8"        |




LB-2817DMX

## WALL CONTROLLER

#### LB-2812-Wi

|                      |                   |
|----------------------|-------------------|
| <b>Output Signal</b> | DMX + WiFi Signal |
| <b>Power Supply</b>  | 12-24 VDC         |



Wall Control




**LED25W-24 (Power Supply)**  
(Optional for wall controller)



Control 3 zones.

LED Tape Light



LB4000-RGB

## RGB / ELDOLED AC to DC - DMX WiFi

### Power Supply

#### LIN100M1

|                       |                    |
|-----------------------|--------------------|
| Control Protocol      | DMX/DALI           |
| Driver Type           | Constant Voltage   |
| Max. LED Output Power | 100W               |
| SIZE                  | 14.57"X1.61"X1.18" |



LIN100M1

### DMX Converter

#### LB-2817DMX

|                       |                     |
|-----------------------|---------------------|
| Output Signal         | DMX512 Signal       |
| Voltage               | 120 VAC             |
| Operating Temperature | 0-40°C / 32°F-104°F |
| Dimensions            | 7"X1.8"X0.8"        |




LB-2817DMX

### WALL CONTROLLER

#### LB-2812-Wi

|               |                   |
|---------------|-------------------|
| Output Signal | DMX + WiFi Signal |
| Power Supply  | 12-24 VDC         |



Wall Control




**LED25W-24 ( Power Supply)**  
(Optional for wall controller)



Control 3 zones.

LED Tape Light



LB4000-RGB

## RGB / ELDOLED AC to DC - DMX Wired

Power Supply

### LIN100M1

|                       |                    |
|-----------------------|--------------------|
| Control Protocol      | DMX/DALI           |
| Driver Type           | Constant Voltage   |
| Max. LED Output Power | 100W               |
| SIZE                  | 14.57"X1.61"X1.18" |

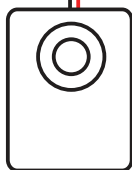


LIN100M1

### WALL CONTROLLER

LB-2812-Wi

|               |                   |
|---------------|-------------------|
| Output Signal | DMX + WiFi Signal |
| Power Supply  | 12-24 VDC         |



Wall Control




**LED25W-24 ( Power Supply)**  
(Optional for wall controller)



Control 3 zones.

LED Tape Light



LB4000-RGB

## RGB / AC to DC DMX WiFi

### Power Supply

#### LB-2108-24-96CVF-UL

|                        |                |
|------------------------|----------------|
| <b>Input Voltage</b>   | 120-277 VAC    |
| <b>LED Channels</b>    | 4              |
| <b>Frequency Range</b> | 50/60Hz        |
| <b>DC Voltage</b>      | 24V DC         |
| <b>Dimensions</b>      | 9.6"X2.5"X1.2" |



**LB-2108-24-96CVF-UL**

### Converter

#### LB-2817DMX

|                              |                     |
|------------------------------|---------------------|
| <b>Output Signal</b>         | DMX512 Signal       |
| <b>Voltage</b>               | 120 VAC             |
| <b>Operating Temperature</b> | 0-40°C / 32°F-104°F |
| <b>Dimensions</b>            | 7"X1.8"X0.8"        |

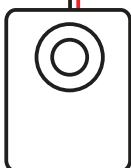


**LB-2817DMX**

## WALL CONTROLLER

#### LB-2812-Wi

|                      |                   |
|----------------------|-------------------|
| <b>Output Signal</b> | DMX + WiFi Signal |
| <b>Power Supply</b>  | 12-24 VDC         |



**Wall Control**




**LED25W-24 ( Power Supply)**  
(Optional for wall controller)



**Control 3 zones.**

LED Tape Light



**LB4000-RGB**

## RGB / AC to DC - DMX Wired

### Power Supply

#### LB-2108-24-96CVF-UL

|                        |                |
|------------------------|----------------|
| <b>Input Voltage</b>   | 120-277 VAC    |
| <b>LED Channels</b>    | 4              |
| <b>Frequency Range</b> | 50/60Hz        |
| <b>DC Voltage</b>      | 24V DC         |
| <b>Dimensions</b>      | 9.6"X2.5"X1.2" |

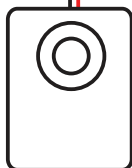


**LB-2108-24-96CVF-UL**

### WALL CONTROLLER

#### LB-2812-Wi

|                      |                   |
|----------------------|-------------------|
| <b>Output Signal</b> | DMX + WiFi Signal |
| <b>Power Supply</b>  | 12-24 VDC         |



**Wall Control**




**LED25W-24 ( Power Supply)**  
(Optional for wall controller)



**Control 3 zones.**

### LED Tape Light



**LB4000-RGB**



## LB-2812Wi RGBW DMX512+WiFi Controller

- DMX signal output, complies with standard protocol DMX512(1990), and compatible with DMX decoders from any other suppliers.
- Control 3 zones synchronously and separately.
- Ultra sensitive high strength glass touch panel with touch color wheel.
- Smooth and accurate color tone adjustment by touching the color wheel.
- Independent brightness adjustment of each RGBW channel to achieve millions of colors.
- Works with WiFi using the "Easylighting" App on iOS and Android systems.

Compatible with: LB-1009EAWI - LB2817DMX - LB2108B-M6-3 - LB-2108-24-96CVF-UL - LinearDrive 100/M.

### TECHNICAL DETAILS

|                              |                     |
|------------------------------|---------------------|
| <b>Output Signal</b>         | DMX512+WiFi Signal  |
| <b>Power Supply</b>          | 12-24 VDC           |
| <b>Power Consumption</b>     | <20 mA              |
| <b>Operating Temperature</b> | 0-40°C / 32°F-104°F |
| <b>Dimensions</b>            | 4.7"X2.9"X1.1"      |
| <b>Color</b>                 | White               |

|                       |                          |
|-----------------------|--------------------------|
| <b>Certifications</b> | FCC / RoHS               |
| <b>Zones</b>          | 3                        |
| <b>Indoor</b>         | IP20                     |
| <b>Surface</b>        | Glass                    |
| <b>Control</b>        | RGBW color               |
| <b>Warranty</b>       | 5-Years limited warranty |



## LB-2820US RGBW Controller

- Touch sensitive.
- Glass interface.
- Compatible with all universal series RF receivers.
- Control RGBW color.
- Control 1 zone/area.

Compatible with: LB2817DMX - LB2108B-M6-3 - LB-1009EAWI - LinearDrive 100/M.

### TECHNICAL DETAILS

|                              |                     |
|------------------------------|---------------------|
| <b>Output Signal</b>         | RF Signal           |
| <b>Power Supply</b>          | 12-24 DC            |
| <b>Power Consumption</b>     | < 15 mA             |
| <b>Operating Temperature</b> | 0-40°C / 32°F-104°F |
| <b>Dimensions</b>            | 2.9"X4.7"X1"        |
| <b>Frequency</b>             | 916.5MHz            |
| <b>Color</b>                 | White               |

|                       |                          |
|-----------------------|--------------------------|
| <b>Certifications</b> | FCC / RoHS               |
| <b>Zones</b>          | 1                        |
| <b>Indoor</b>         | IP20                     |
| <b>Surface</b>        | Glass                    |
| <b>Channels</b>       | RGBW                     |
| <b>Warranty</b>       | 5-Years limited warranty |





## LB-2819S RGBW Remote Controller

- User friendly interface, easy and simple operation.
- Operation return function.
- Control up to 4 zones; each zone can be set with endless receivers. Each receiver can be controlled by a maximum of 8 different remotes.
- Set 3 scenes in each zone.
- Preset 10 changing modes with a pause function.
- One receiver can be paired with a maximum of 8 different remote controls.
- Enable dimming of the brightness for each R, G, B, W channel, allowing the mixing of millions of colors.
- Receivers can work with the WiFi-RF converter using the "Easylighting" app on IOS and Android systems.

Compatible with: **LB2817DMX - LB2108B-M6-3 - LB-1009EAWI.**

### TECHNICAL DETAILS

|                              |                      |
|------------------------------|----------------------|
| <b>Output Signal</b>         | RF Signal            |
| <b>Power Supply</b>          | 4.5V (3xAAA battery) |
| <b>Operating Temperature</b> | 0-40°C / 32°F-104°F  |
| <b>Dimensions</b>            | 4.7"X2"X0.66"        |
| <b>Color</b>                 | Black                |

|                       |  |
|-----------------------|--|
| <b>Certifications</b> | FCC / RoHS                                 |
| <b>Zones</b>          | Control 4 Zones of RF receivers separately |
| <b>Frequency</b>      | 434MHz/869.5MHz/916.5MHz                   |
| <b>Rated</b>          | IP20                                       |
| <b>Warranty</b>       | 5-Years limited warranty                   |



## LB-2833N-K5-RGBW RF RGBW Dimmer

**RF wireless RGBW Remote can control 1 zone of receiver.** This RGBW color controller is compatible with all universal series RF receivers. One receiver can be paired with a **maximum of 8 remote controllers.** This device contains a button lithium battery that should be stored and disposed of properly. **DO NOT expose the device to moisture.**

|                              |                            |
|------------------------------|----------------------------|
| <b>Output Signal</b>         | RF Signal                  |
| <b>Power Supply</b>          | 3V (CR2032 battery)        |
| <b>Operating Temperature</b> | 0-40°C / 32°F-104°F        |
| <b>Dimensions</b>            | 2.5"X1.2"X0.35"            |
| <b>Zones</b>                 | Control 1 Zone of receiver |
| <b>Frequency</b>             | 916.5MHz                   |
| <b>Rated</b>                 | IP20                       |
| <b>Warranty</b>              | 5-Years limited warranty   |

Compatible with: **LB-2817DMX - LB1009EAWI - LB2108B-M6-3.**



## LED25W-24 (Power Supply) Optional for Wall Controller

Total Power: 25 Watts  
Input Voltage: 100-277 VAC  
UL Dry & Damp Location Rated  
IP66  
High Efficiency  
High Power Factor  
Analog Dimming (0-10V)  
Black Magic Thermal Advantage, Plastic Housing

Compatible with: **LB-2820US - LB2812Wi - LB2817DMX.**

## LB-2108B-M6-3 DMX512 & RDM Decoder

The **LB-2108B-M6-3** is an Ultra-Pro 6CH RDM DMX512 decoder equipped with master and decoder modes and RDM functionality. Encased in a metal housing and featuring a digital display, **it can directly display data and easily set and show DMX addresses.**

This device offers multiple types of DMX input/output ports, including RJ45, XLR, and standard screws. It provides a total of 6 PWM output channels, all with common anode configuration. **The DMX channel quantity can be configured as either 1CH or 6CH, and the PWM output resolution ratio can be set to 8-bit or 16-bit.** With adjustable decoding modes, the output PWM frequency ranges from 500Hz to 35KHz, and the output dimming curve gamma value can be adjusted from 0.1 to 9.9.



### TECHNICAL DETAILS

|                       |                |
|-----------------------|----------------|
| <b>Input Voltage</b>  | 12-24 VDC      |
| <b>Output Current</b> | 6x6A           |
| <b>Output Power</b>   | 6x(72-144)W    |
| <b>Dimensions</b>     | 7.3"X3.3"X1.6" |

|                             |                          |
|-----------------------------|--------------------------|
| <b>Output PWM Frequency</b> | 500HZ - 35K HZ settable  |
| <b>Certifications</b>       | FCC / RoHS               |
| <b>Color</b>                | Black                    |
| <b>Warranty</b>             | 5-Years limited warranty |

## LB-1009EAWI RF+WiFi Receiver/LED Controller 4Channels

The RGBW controller LB-1009EAWI is a 12-36 VDC constant voltage RF and WiFi controller with 4 channel output, offering 8A per channel. It is compatible with a variety of RF remotes and apps installed on iOS and Android systems, enabling control of single-color, dual-color LEDs, and RGBW LEDs.

Multiple zones can be controlled separately or synchronously with endless receivers in each zone. Built-in changing patterns are available and can be saved to each zone. The brightness of each R, G, B, W channel can be adjusted separately to achieve millions of changing colors.

Thanks to the built-in WiFi to RF module, a significant advantage of this WiFi controller is its compatibility with RF remotes and apps on iOS and Android systems directly, without the need for a WiFi-RF converter.

A free app is available (Easylighting) from the App Store and Google Play. Simply download it on your iOS or Android device, then search and connect your mobile device WLAN to the WiFi controller network.



### TECHNICAL DETAILS

|                       |                |
|-----------------------|----------------|
| <b>Input Voltage</b>  | 12-36 VDC      |
| <b>Output Current</b> | 4x8A           |
| <b>Output Power</b>   | 4x(96-288)W    |
| <b>Dimensions</b>     | 6.6"X2.3"X1.1" |

|                       |                          |
|-----------------------|--------------------------|
| <b>Frequency</b>      | 869.5/916.5/434mhz       |
| <b>Certifications</b> | FCC / RoHS               |
| <b>Color</b>          | White                    |
| <b>Warranty</b>       | 5-Years limited warranty |



## LB-2817DMX DMX Converter

The **LB-2817DMX master** is a controller that receives RF or WiFi wireless signals from remote controllers, iOS, or Android mobile devices, and sends out **DMX512 signals to DMX decoders**, enabling remote or WiFi control of DMX controllers.


The master converts RF or WiFi signals to DMX signals, enabling wireless control. Easier and more convenient control can be achieved by pairing this RF and WiFi to DMX master with the **RF remote or WiFi controller LB2819S, iOS, and Android devices**.

- Control up to 8 zones.
- Set 8 scenes at each zone.
- Preset 10 changing modes, with pause function.
- Control synchronously after installing app on iPhone, iPad and android.
- Memory function to remember the last color/scene
- Enable dimming of the brightness for each R, G, B, W channel, allowing the mixing of millions of colors

### TECHNICAL DETAILS

|                              |                     |
|------------------------------|---------------------|
| <b>Output Signal</b>         | DMX512 Signal       |
| <b>Voltage</b>               | 120 VAC             |
| <b>Operating Temperature</b> | 0-40°C / 32°F-104°F |
| <b>Dimensions</b>            | 7"X1.8"X0.8"        |

|                       |                          |
|-----------------------|--------------------------|
| <b>Certifications</b> | FCC / RoHS               |
| <b>Color</b>          | White                    |
| <b>Warranty</b>       | 5 Years limited warranty |



## LB-2108-24-96CVF-UL DMX512 Dimmable Driver

The LB-2108-24-96CVF is a UL, ENEC, and TUV approved RDM-enabled DMX 96W dimmable LED driver with 4 channels of 24VDC constant voltage output and a 100-277VAC universal input. The driver boasts a power factor of over 0.9 and efficiency exceeding 90%, ensuring smooth and deep dimming down to 0.1% without flickering or buzzing noise.

It supports DMX channel quantities of 1/2/3/4, configurable via buttons, allowing control of single-color, tunable white, and RGB/RGBW LED lighting. DMX addresses can be manually assigned using the buttons and displayed on the digital display. Compliant with DMX512(2008), DMX512-A, and RDM V1.0 (E1.20 - 2006 ESTA Standard) protocols, this DMX driver is compatible with universal DMX consoles, and its UL, ENEC, and TUV certification ensures high safety performance for worldwide use.

Various features can be configured via the visible numeric digital display and buttons, including DMX address, DMX channel quantity, PWM output resolution (8-bit or 16-bit), PWM output frequency (adjustable from 500Hz to ultra-high 30kHz, ideal for professional film lighting), GAMMA ray dimming curve value (adjustable from 0.1-9.9, with optional logarithmic and linear dimming), and DMX decoding modes (optional, with default mode set to dp1.1).

### TECHNICAL DETAILS

|                        |                |
|------------------------|----------------|
| <b>Input Voltage</b>   | 120 VAC        |
| <b>LED Channels</b>    | 4              |
| <b>Frequency Range</b> | 50/60Hz        |
| <b>DC Voltage</b>      | 24V DC         |
| <b>Dimensions</b>      | 9.6"X2.5"X1.2" |

|                       |                                     |
|-----------------------|-------------------------------------|
| <b>Rated Power</b>    | Max. 96W (no minimum load required) |
| <b>Certifications</b> | FCC / RoHS                          |
| <b>Color</b>          | White                               |
| <b>Warranty</b>       | 5 Years limited warranty            |

## LIN100M1 DMX DRIVER

LINEARdrive gives you infinite color control for low-voltage LED applications, ranging from single color for accent and cove lighting to RGBW for full-color entertainment product solutions.

This constant voltage LED driver is DMX/DALI compatible and allows you to create your color or dynamic show without an external controller. Symbiosis ensures that the LED driver works seamlessly together with LED modules, controls, and intelligent luminaire elements.



### TECHNICAL DETAILS

|                                       |   |
|---------------------------------------|---|
| <b>Output Voltage</b>                 | 12-24 VDC                               |
| <b>LED output current</b>             | 2.8A absolute maximum rating per output |
| <b>Nominal input voltage range AC</b> | 120-250V (ENEC), 120-277V (UL)          |
| <b>Nominal input voltage DC</b>       | 120-275V                                |

|                              |                    |
|------------------------------|--------------------|
| <b>Control Protocol</b>      | DMX/DALI           |
| <b>Driver Type</b>           | Constant Voltage   |
| <b>Max. LED Output Power</b> | 100W               |
| <b>SIZE</b>                  | 14.57"X1.61"X1.18" |