

LB201 OUTDOOR RGB SERIES



12V

Voltage

98

Lumens/Ft

4.4W

Watts/Ft

50,000

Life (hours)



Wet Location

RGB

LED Type

RGB LED Tape Light:

Features:

- :: Field cuttable every 2" or 3 LED's.
- :: Low profile for discreet locations.
- :: Easy connectors allow for simple plug and play installation.
- :: UV rays and infrared wavelength are non existent.
- :: **Sold in 16' rolls.**

Electrical:

- :: Elite LED tape light is offered with a 100W 12V driver (LB100-DC-12V-100-120) that can power one run at 16' (5m).
- :: Elite LED color changing RGB tape light controller has 11 different modes and can be controlled via a remote control device. (part number LB101 Controller).
- :: Forward Voltage Drop: 1.92-2.2 V
- :: RGB Controller is designed for LED lighting control. It requires the use of a power supply and can power up to 32'. An amplifier is recommended for runs longer than 32'.

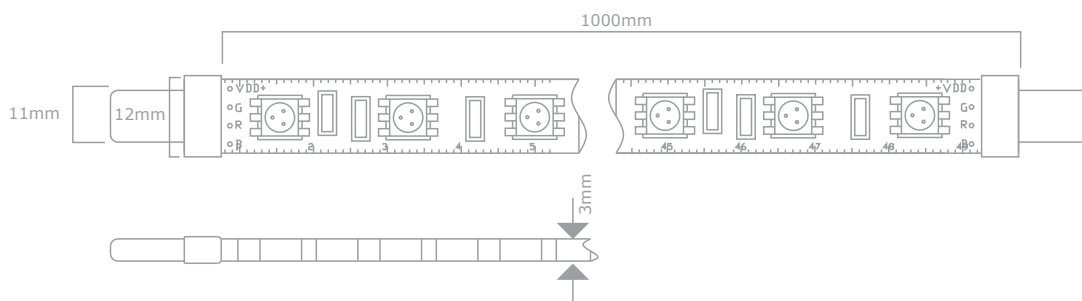


50,000 hrs
RATED LIFE

LED

TAPE

Dimensions:



Clamp

LB200-CLAMP



Power Cap

LB200-POWER CAP



End Cap

LB200-END CAP



TYPE	COLOR	VOLTAGE	CURRENT (MA)	POWER (W/FT)	VIEW ANGLE	LM/FT	# OF DIODES/ FT	ACCESSORIES
LB201-15F-RGB	RED	12V DC	<200					LB200-END CAP Holding to the surface LB200-END CAP End Cap LB200-POWER CAP Cap used for power feed LB200-SILICONE Silicone Glue LB100-DC-12V-100-120 100W DC Hardwire Driver
	GREEN	12V DC	<200					
	BLUE	12V DC	<200					
	RGB	12V DC	<600	<4.4	100°	98	18	

RF AND WIFI RGBW REMOTE CONTROL



LB-2819S FEATURES

- User-friendly interface, easy and simple operation.
- Operation return function.
- Control up to 4 or 6 zones, each zone can be set endless receivers, each receiver maximally be controlled by 8 different remotes.
- Set 3 or 6 scenes at each zone.
- Preset 10 changing modes, with pause function.
- Synchronization function of pattern changes ensure consistent change forever.
- Receivers can work with RF-WIFI converter after installing software on IOS and Android system.
- Enable to dim brightness of each R, G, B channel, in order to mix millions colors.

SERIES	VOLTAGE	RECEIVER
LB-2819	4.5VDC (3*1.5V AAA BATTERIES)	LB-1009PD LB-1009EAWi

RF AND WIFI RGB WALL MOUNTED CONTROLLER



LB-2820US FEATURES

- Operation return function
- Control 1 zone, can be set endless receiver, each receiver maximally be controlled by 8 different remotes
- Preset 10 changing modes, with pause function.
- Synchronization function of pattern changes ensure consistent change forever.
- Receivers can work with WiFi RF converter after installing software on IOS and Android system.
- Enable to dim brightness of each RGB channel in order to mix millions colors.
- Works with LB-1009PD or LB-1009EAWi series receivers.

SERIES	VOLTAGE	RECEIVER
LB2820US	12-24VDC/ 100-230VAC	LB-1009PD LB-1009EAWi

LED
TAPE

LB-LED FLEXIBLE LED TAPE LIGHT

RF WIRELESS WALL MOUNTED RGB CONTROLLER



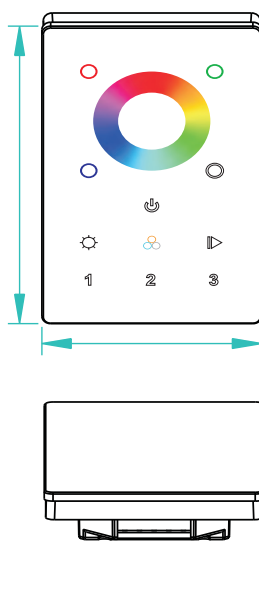
FEATURES

- 1 Zone for saving 4 colors or 4 modes
- RGBW Glass Touch remote Panel
- Work with LB-1009EAWi and LB-1009PD series receivers.

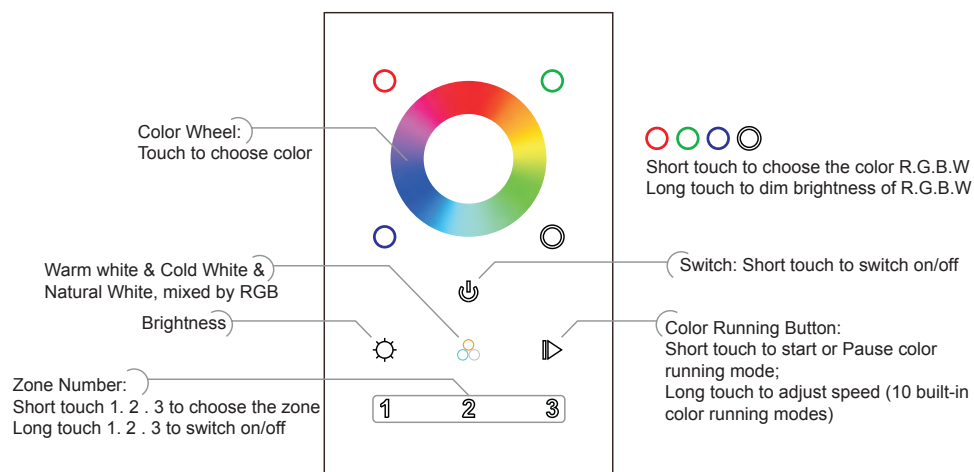


SERIES	VOLTAGE	OPERATION FREQUENCY	TEMPERATURE	APPROVAL
LB-2820US	12-24VDC/ 100-230VAC	434MHz/868MHz	-20°C~+50°C	CE, FCC, RoHS

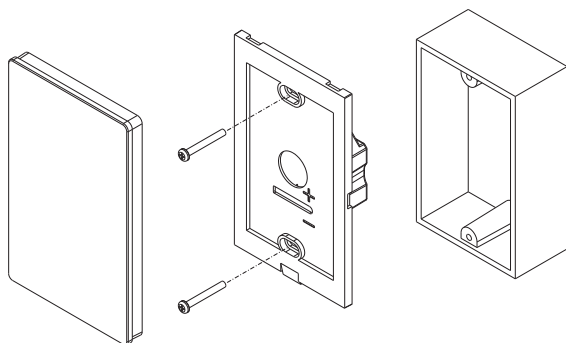
DIMENSIONS



BUTTON INSTRUCTIONS

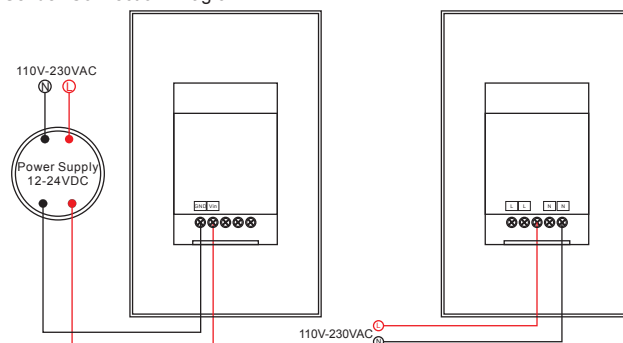


INSTALLATION



SENDER WIRING DIAGRAM

Sender Connection Diagram



LB-1009PD RECEIVER



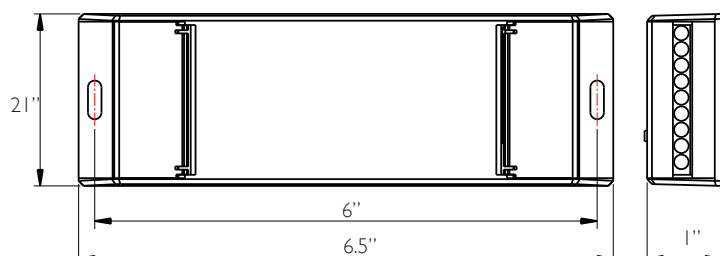
FEATURES

- RF receiver, 24V, 240W
- 100 feet continuous runs
- Signal repeater to avoid voltage drop

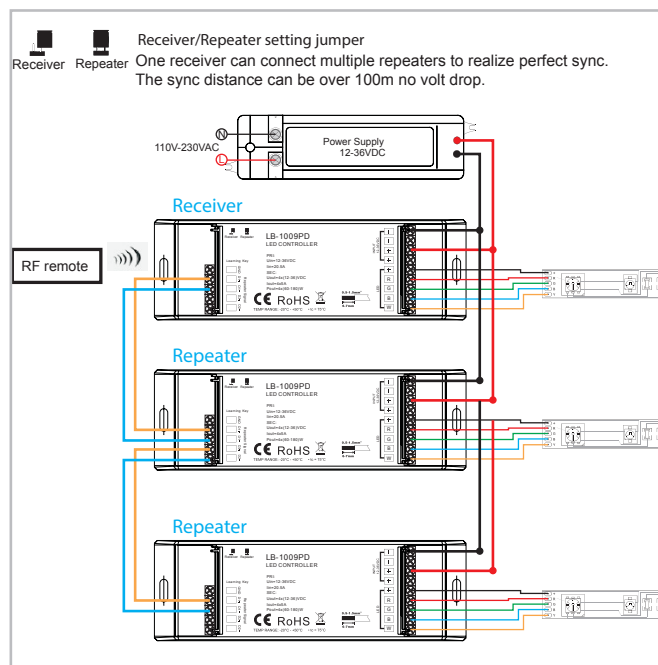
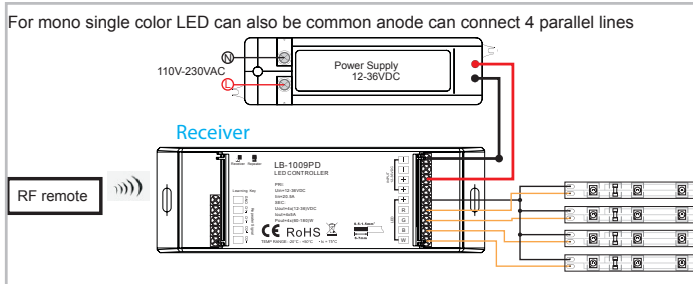
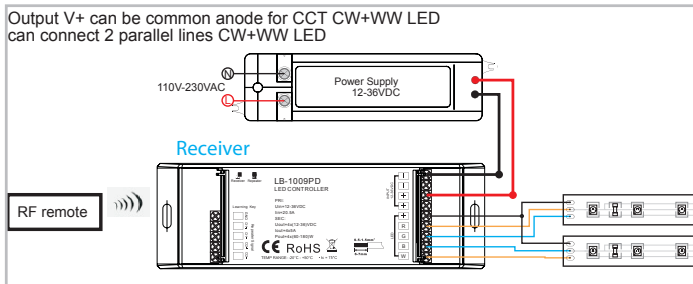
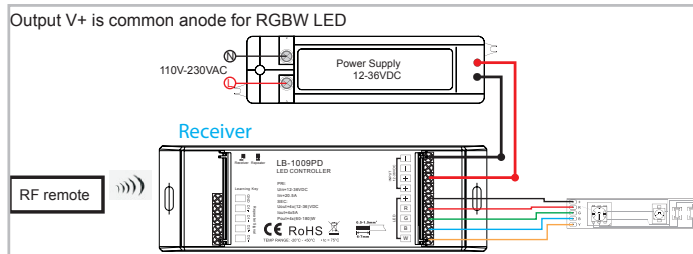


SERIES	VOLTAGE	MAX LOAD	OUTPUT	LOAD TYPE
LB-1009PD	12-36VDC	4ch x 5A	240W	REGULAR LED(0.04-0.1W)

DIMENSIONS




WIRING DIAGRAM



LB-1009EAWi

RECEIVER



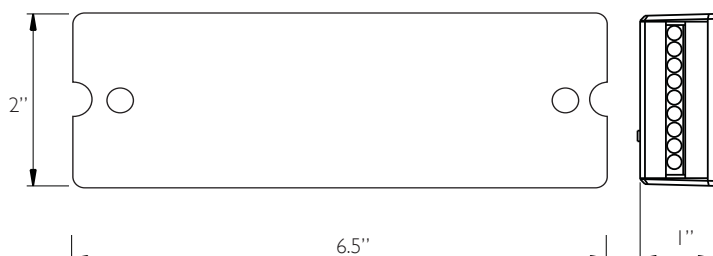
FEATURES

- RF receiver, 24V, 480W
- 170 feet continuous runs
- Signal repeater to avoid voltage drop

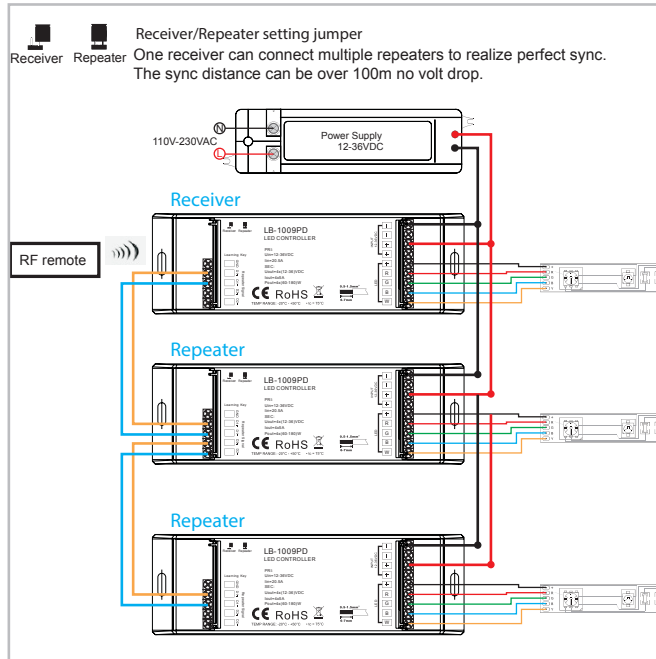
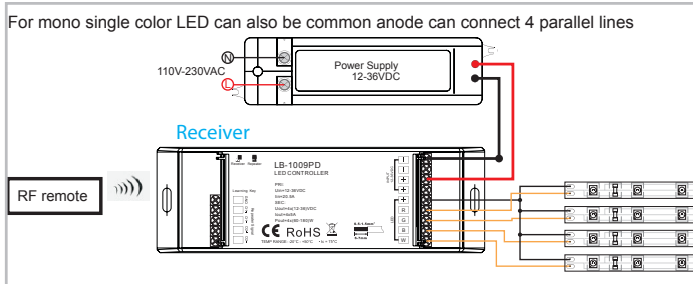
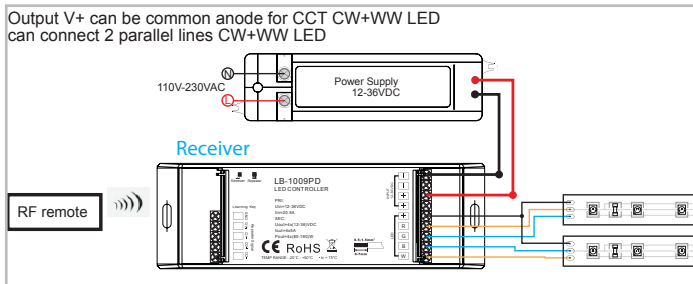
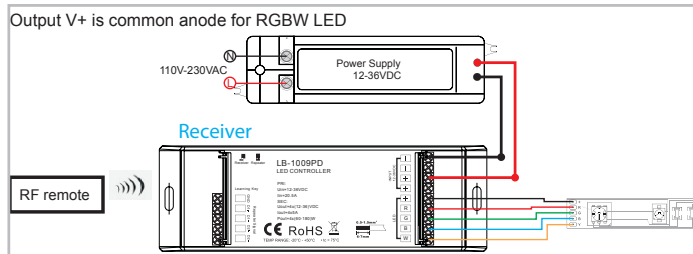


SERIES	VOLTAGE	MAX LOAD	OUTPUT	LOAD TYPE
LB-1009EAWi	12-36VDC	4ch x 8A	480W	REGULAR LED(0.04-0.1W)

DIMENSIONS



WIRING DIAGRAM





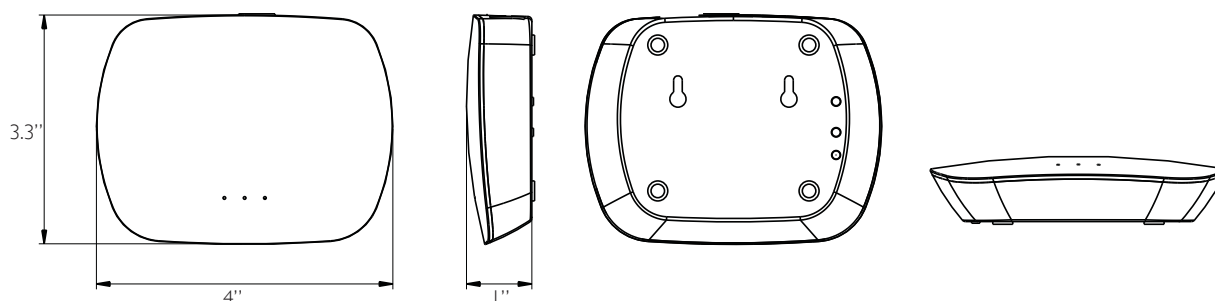
FEATURE

- LB-2818WiN is a convertor which works with receiver LB-1009EAWi series to be controller by IOS or Android system via WIFI.




SERIES	VOLTAGE	OUTPUT	OPERATION FREQUENCY
LB-2818WiN	5V DV	WiFi/RF Signal	2.4G

DIMENSIONS



Method 1: Connect your cellphone with your home net router(WiFi-RF)



Method 2: Connect your cellphone with LB-2818WiN (WiFi-RF)



- Download the app " **easylighting** " from app Store or Google Play.

OPERATION

1.Download application from 'app store' or 'google play' by searching 'easylighting' or scanning below two-dimension code.

Andriod



IOS



- 2.If SR-2818WiTR-N(B) has connected with router, then connect your cell phone to your router network.
If SR-2818WiTR-N(B) did not connect with router, then connect your cell phone to SR-2818WiTR-N(B) network directly. (Password:0123456789)
3. Open the easylighting application and operating according the application manual.

NON-DIMMABLE COMPACT LED DC 12V/24V ELECTRONIC DRIVERS

TYPE	Input(277V)	Output
LB100-DR-12V-30W	1@30 Watts	12V DC
LB100-DR-12V-60W	1@60 Watts	12V DC
LB100-DR-12V-100W	1@100 Watts	12V DC
LB100-DR-24V-96W	1@96 Watts	24V DC



LB100-ACC-MC Male Power Cable Connector

Must be ordered with Magnetic Driver

DIMMABLE COMPACT LED DC 120V MAGNETIC DRIVERS

APPROXIMATE SIZES AND WEIGHT

TYPE	Input(120V)	Output	Depth	Height	Width
LB100-DC-12-40-120*	1@40 Watts	12V DC	2-3/4"	5"	2"
LB100-DC-12-60-120*	1@60 Watts	12V DC	2-1/2"	6"	2-3/4"
LB100-DC-12-100-120	1@100 Watts	12V DC	2-1/2"	6"	2-3/4"
LB100-DC-24-40-120*	1@40 Watts	24V DC	2-3/4"	5"	2"
LB100-DC-24-60-120*	1@60 Watts	24V DC	2-1/2"	6"	2-3/4"
LB100-DC-24-100-120	1@100 Watts	24V DC	2-1/2"	6"	2-3/4"
LB100-DC-24-150-120	1@150 Watts	24V DC	3"	9.8"	3"
LB100-DC-24-200-120	1@200 Watts	24V DC	3"	9.8"	3"

Note:

*Class2 Dimmable LED DC Magnetic Transformer

DIMMABLE COMPACT LED DC 277V MAGNETIC DRIVERS

APPROXIMATE SIZES AND WEIGHT

TYPE	Input(277V)	Output	Depth	Height	Width
LB100-DC-12-40-277	1@40 Watts	12V DC	2-3/4"	5"	2"
LB100-DC-12-60-277	1@60 Watts	12V DC	2-1/2"	6"	2-3/4"
LB100-DC-12-100-277	1@100 Watts	12V DC	2-1/2"	6"	2-3/4"
LB100-DC-24-40-277	1@40 Watts	24V DC	2-3/4"	5"	2"
LB100-DC-24-60-277	1@60 Watts	24V DC	2-1/2"	6"	2-3/4"
LB100-DC-24-100-277	1@100 Watts	24V DC	2-1/2"	6"	2-3/4"

Mini Channel Mounting System

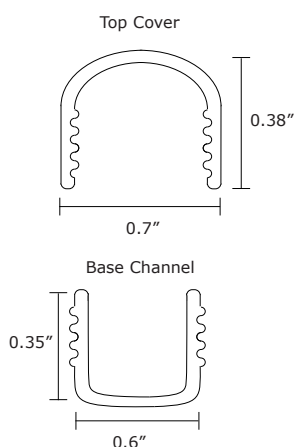


Dimensions

Length: 50"

Height: 1/2"

Width: 3/4"



Features

Easy to snap together top and bottom design

Finish

LB100-BC-AL (Aluminium- Base Channel)

LB100-BC-WH (White- Base Channel)

LB100-BC-CL (Clear- Base Channel)

LB100-TC-CL (Clear- Top Cover)

LB100-TC-CLF (Clear Frosted- Top Cover)

LB100-TC-WH (White- Top Cover)

LB100-TC-WF (White Frosted- Top Cover)