

Triple Row

Indoor-LED Strip Light



FEATURES

The LB1000-TR-ST LED Strip Light is a versatile triple-row static white solution designed for a wide range of indoor applications. With 6 available color temperature options (2700K, 3000K, 3500K, 4000K, 5000K, and 6000K), it offers the flexibility to create the desired ambiance and lighting effects.

Featuring a 120° beam angle, and 6 LEDs per cut, it delivers consistent, high-quality illumination. Designed for seamless integration with our Lumi-Pro Extrusions, the LB1000-TR-ST can be mounted on walls, ceilings, or furniture, making it ideal for residential, commercial, and hospitality environments.

Max run up to 16 ft

IP20-Indoor

Color Quality: 2-step SDCM

Field cuttable every 0.65"

Average lifetime: L70 > 60,000 hours, reported

Warranty: 5-year warranty for parts and components (labor not included)

Color Temp.	6.7 W/ft
2700K	600 lm/ft
3000K	600 lm/ft
3500K	630 lm/ft
4000K	650 lm/ft
5000K	650 lm/ft
6000K	650 lm/ft

WIRING ACCESSORIES (The tape light comes with a 4ft standard length soldered lead attached to one side, along with an accessory kit)

DCM
(1 Piece Included)



Male Connector
12" Length

DCF
(1 Piece Included)



Female Connector
12" Length

SL-2
(Standard SL Attached)



Soldered Lead
4ft Standard Length.

JPSL-2
(Optional)



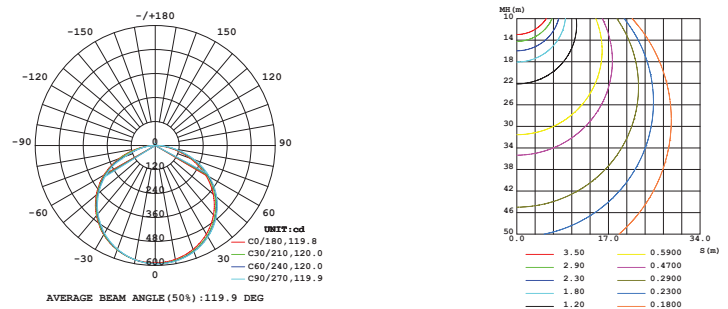
Soldered Jumper
6" Length

Experience **unparalleled** performance with our precision-engineered, high-quality **Lumi-PRO LB1000-TR-ST LED Strip Light**, meticulously designed to meet the demands of the **most** challenging applications.

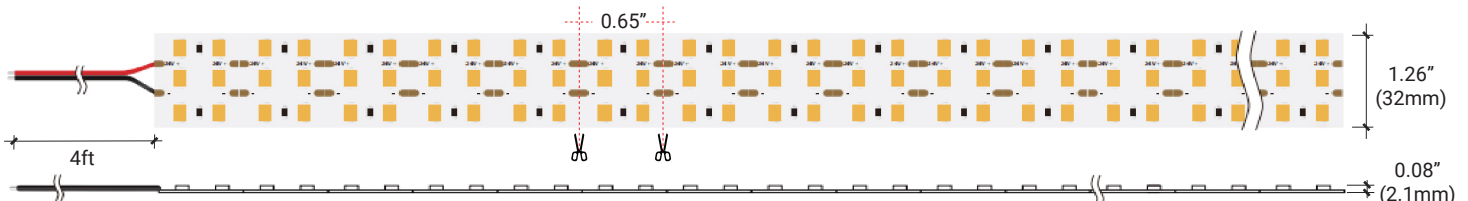
TECHNICAL DETAILS

Power	6.7 W/ft
Voltage	24V
CRI	90+
LPW	95 lm/W
LED Qty	110/ft
Max Run(ft)	16 ft
Cutting Length	Every 0.65"(field cuttable)
Dimensions	W1.26" X H0.08"
Working Temp.	-20 °C to +50 °C / -4 °F to +122 °F

LUMINOUS INTENSITY DISTRIBUTION DIAGRAM



DIMENSIONS



It Can be ordered in 3 different ways

1. Everything will be shipped separately

RL

- Tape light, cover, extrusion and accessories will be cut and shipped to your desired length.



Tape Light



Cover, mounting clips, end caps, and channel if ordered.

Accessories if ordered.



2. Pre-assembled and shipped separately as two units

PA

- Tape light, cover, extrusion and accessories will be cut and shipped to your desired length.
- Wiring accessories will be attached to the tape light.
- Cover, end caps and clips will be assembled to the channel.



Wiring accessories attached to the tape light.



Channel will be cut and assembled to your desired length.

3. Fully assembled and shipped as a single unit

FA

- Tape light, cover, extrusion and accessories will be cut and shipped to your desired length.
- Wiring accessories will be attached to the tape light.
- Tape light will be installed into the channel and ready to use.



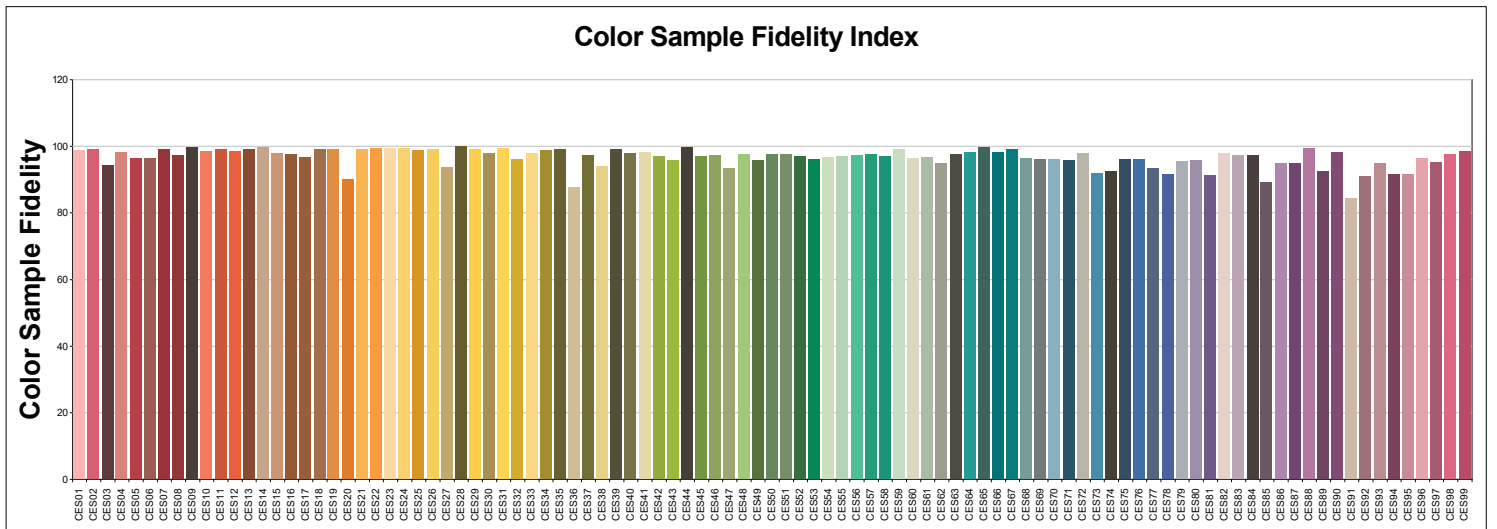
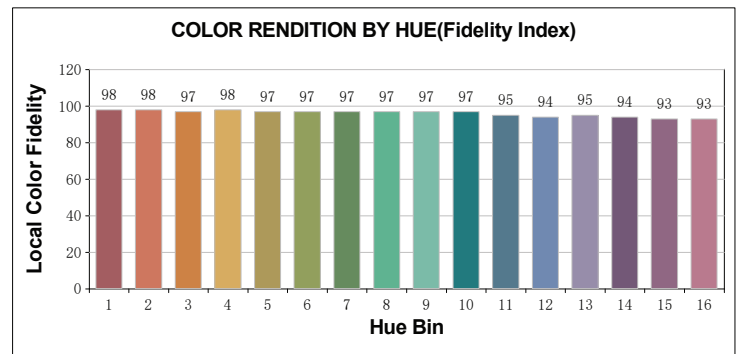
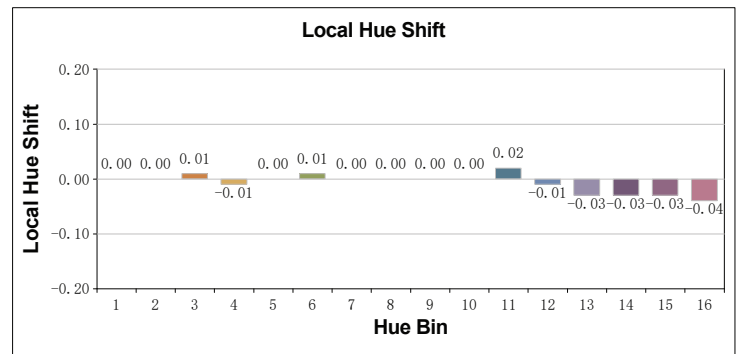
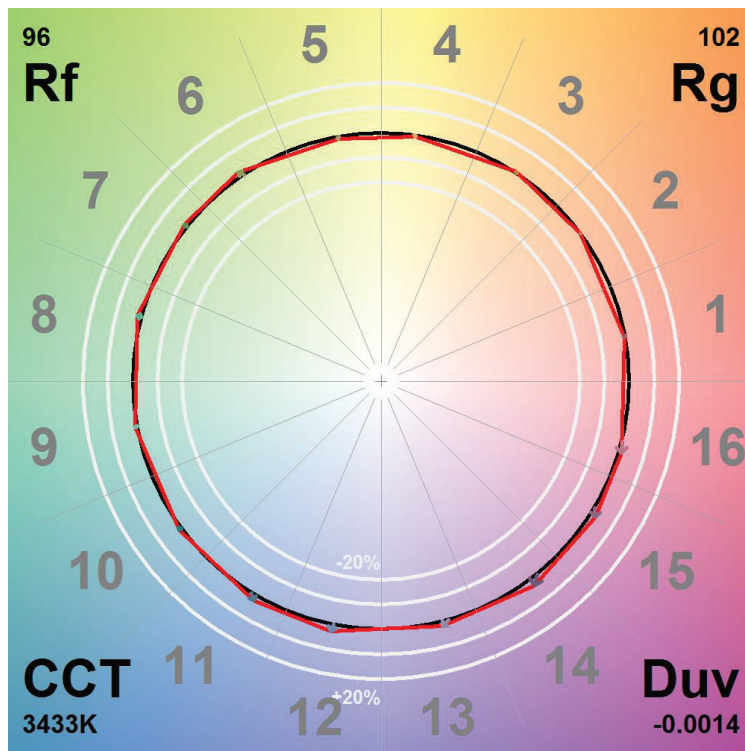
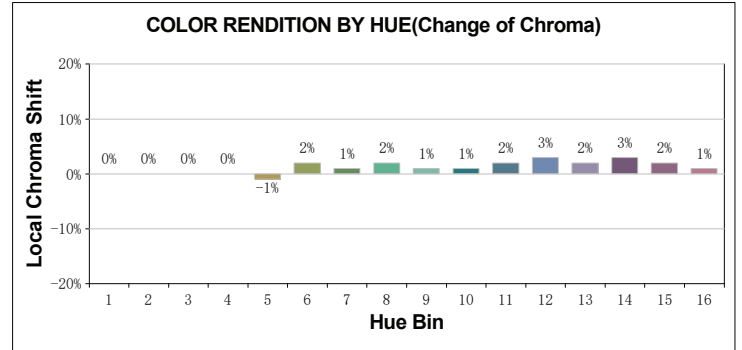
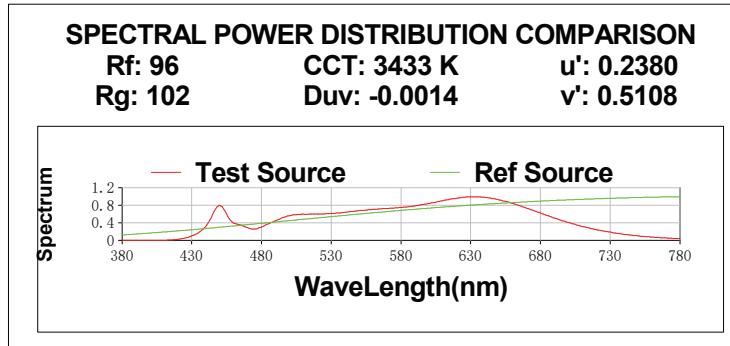
Refer to the next page for COMPATIBLE channels.

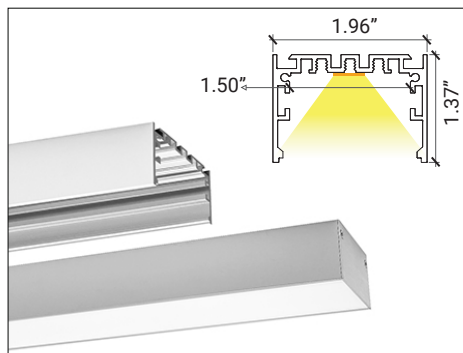
ORDERING SELECTION

Example: LB1000-TR-ST-6W-16F-27K-24V

					End 1	End 2		
LB1000-TR-ST								
					Leave END blank when no ACCESSORY is desired			
SERIES	WATTAGE	LENGTH	CCT	VOLTAGE	WIRING ACCESSORIES		CHANNEL	DRIVER
LB1000-TR-ST	6W - 6.7 W/ft	16F - 16 ft Roll C - Custom 1 (Cutting length every 0.65")	27K - 2700K 30K - 3000K 35K - 3500K 40K - 4000K 50K - 5000K 60K - 6000K	24V - 24V	DCM - Wire to Wire Male Connector DCF - Wire to Wire Female Connector SL-2 - Soldered Lead (custom length sizes available) JPSL-2 - Soldered Jumper (custom length sizes available) KIT-ACC-LB1000-MN - Accessory Kit (INCLUDED) 1 Male Connector, 12" Length 1 Female Connector, 12" Length 1 Lead wire jacketed white, 4ft Length		Refer to the next pages for available options.	Refer to the next pages for available options.
</								

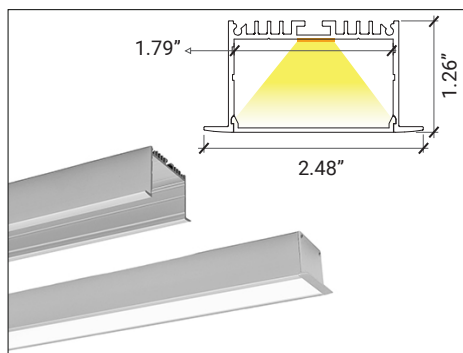
TM30/3500K





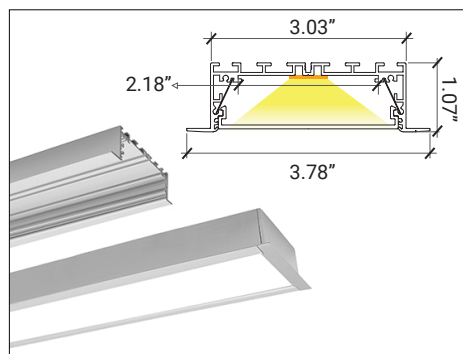
LP-LGC-CM-2/ Surface

SERIES	EXT. LENGTH	FINISH	OPTICAL LENS	TAPE LIGHT
LP-LGC-CM-2	2 - 2ft 4 - 4ft 8 - 8ft C - Custom	SI - Silver BK - Black WH - White	FTD - Flat Diffuser FTO - Flat Opal ¹ FTT - Flat Transparent ¹ FTB - Flat Black ¹	RL - Rolls PA - Pre-Assembled FA - Fully Assembled



LP-SHC-RFT-2/ Recessed

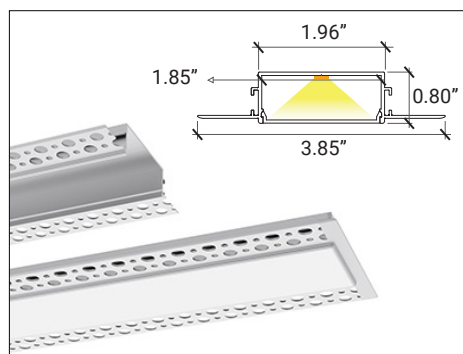
SERIES	EXT. LENGTH	FINISH	OPTICAL LENS	TAPE LIGHT
LP-SHC-RFT-2	2 - 2ft 4 - 4ft 8 - 8ft C - Custom	SI - Silver BK - Black WH - White	FTD - Flat Diffuser FTO - Flat Opal ¹ FTT - Flat Transparent ¹ FTB - Flat Black ¹	RL - Rolls PA - Pre-Assembled FA - Fully Assembled



LP-LGC-RFT-2/ Recessed

Accessories Available, please refer to the channel spec sheet.

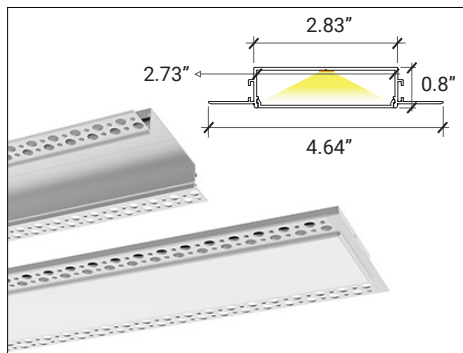
SERIES	EXT. LENGTH	FINISH	OPTICAL LENS	TAPE LIGHT
LP-LGC-RFT-2	2 - 2ft 4 - 4ft 8 - 8ft C - Custom	SI - Silver BK - Black WH - White	FTD - Flat Diffuser FTO - Flat Opal ¹ FTT - Flat Transparent ¹ FTB - Flat Black ¹	RL - Rolls PA - Pre-Assembled FA - Fully Assembled



LP-MDC-RTL-2/ Trimless

Accessories Available, please refer to the channel spec sheet.

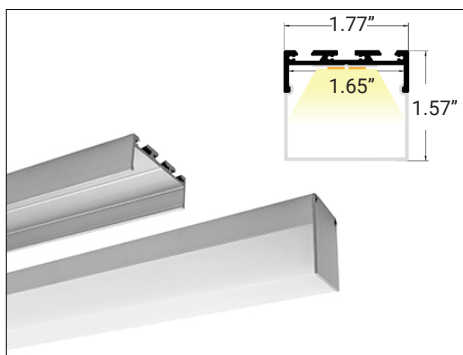
SERIES	EXT. LENGTH	FINISH	OPTICAL LENS	TAPE LIGHT
LP-MDC-RTL-2	2 - 2ft 4 - 4ft 8 - 8ft C - Custom	SI - Silver BK - Black WH - White	FTD - Flat Diffuser FTO - Flat Opal ¹ FTT - Flat Transparent ¹ FTB - Flat Black ¹	RL - Rolls PA - Pre-Assembled FA - Fully Assembled



LP-LGC-RTL-2/ Trimless

Accessories Available, please refer to the channel spec sheet.

SERIES	EXT. LENGTH	FINISH	OPTICAL LENS	TAPE LIGHT
LP-LGC-RTL-2	2 - 2ft 4 - 4ft 8 - 8ft C - Custom	SI - Silver BK - Black WH - White	FTD - Flat Diffuser FTO - Flat Opal ¹ FTT - Flat Transparent ¹ FTB - Flat Black ¹	RL - Rolls PA - Pre-Assembled FA - Fully Assembled



LP-SHC-SPD-2/ Suspended

SERIES	EXT. LENGTH	FINISH	OPTICAL LENS	TAPE LIGHT
LP-SHC-SPD-2	2 - 2ft 4 - 4ft 8 - 8ft C - Custom	SI - Silver BK - Black WH - White	FTD - Flat Diffuser FTO - Flat Opal ¹ FTT - Flat Transparent ¹ FTB - Flat Black ¹ 90D - 90° Diffuser 90O - 90° Opal ¹ 90T - 90° Transparent ¹ 90B - 90° Black ¹ TRD - Triangular Diffuser TRO - Triangular Opal ¹ TRT - Triangular Transparent ¹ TRB - Triangular Black ¹	RL - Rolls PA - Pre-Assembled FA - Fully Assembled

Static White / Wall Controller (RF Signal)

This solution enables the strip light to function with a wall controller (RF signal). It includes the following components:

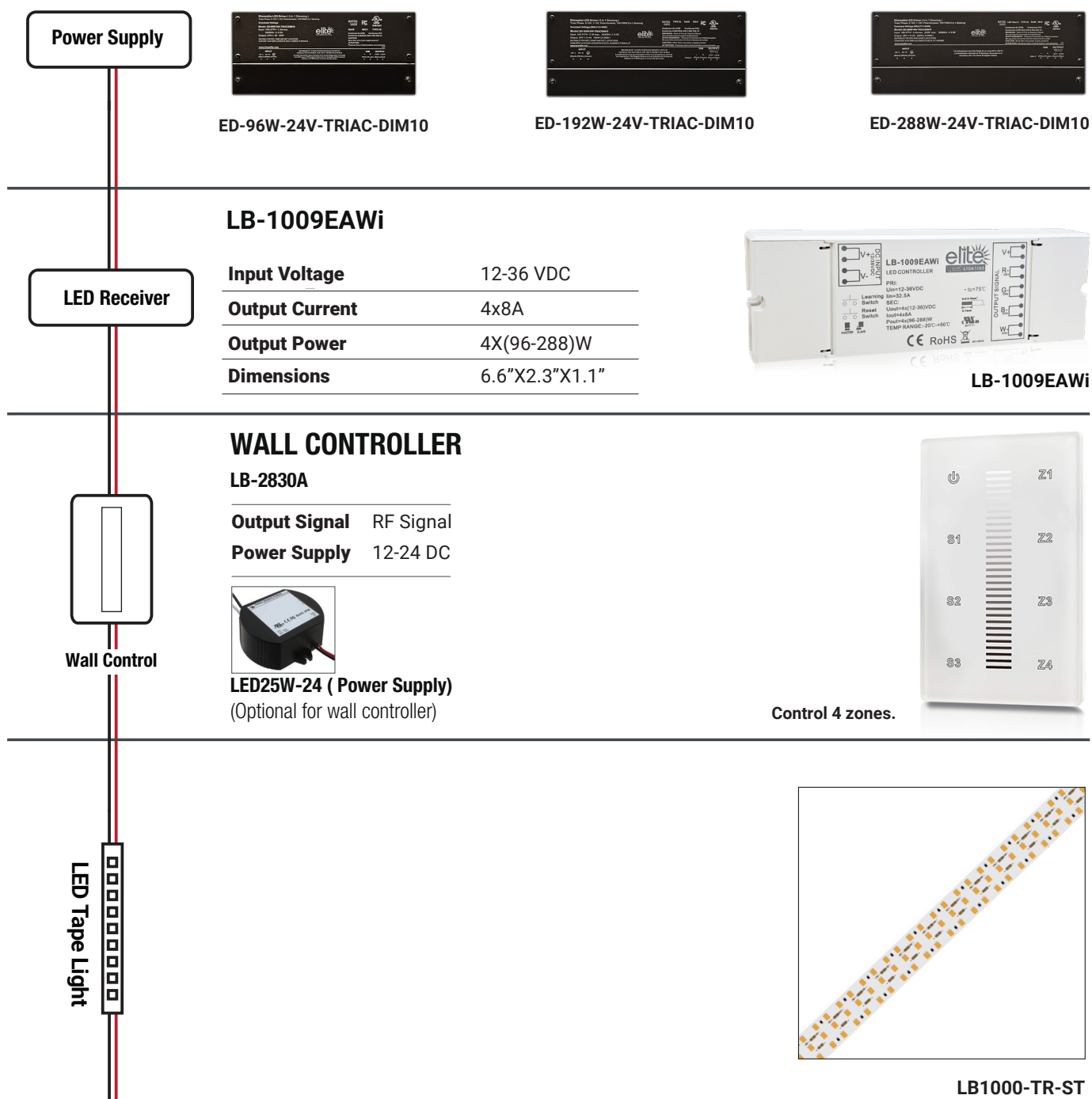
Driver – Powers the strip light.

Receiver – Receives signals from the wall controller to control the strip light.

Wall Controller (RF Signal) – Used to control the strip light remotely.

LED25W-24 Power Supply – Connected to the wall controller to convert the 120V AC from the wall outlet to 24V DC, which is necessary for the controller to function.

This configuration ensures seamless control of the strip light while maintaining the necessary power conversion and signal reception.



Static White / Wall Dimmer Controller (RF Signal)

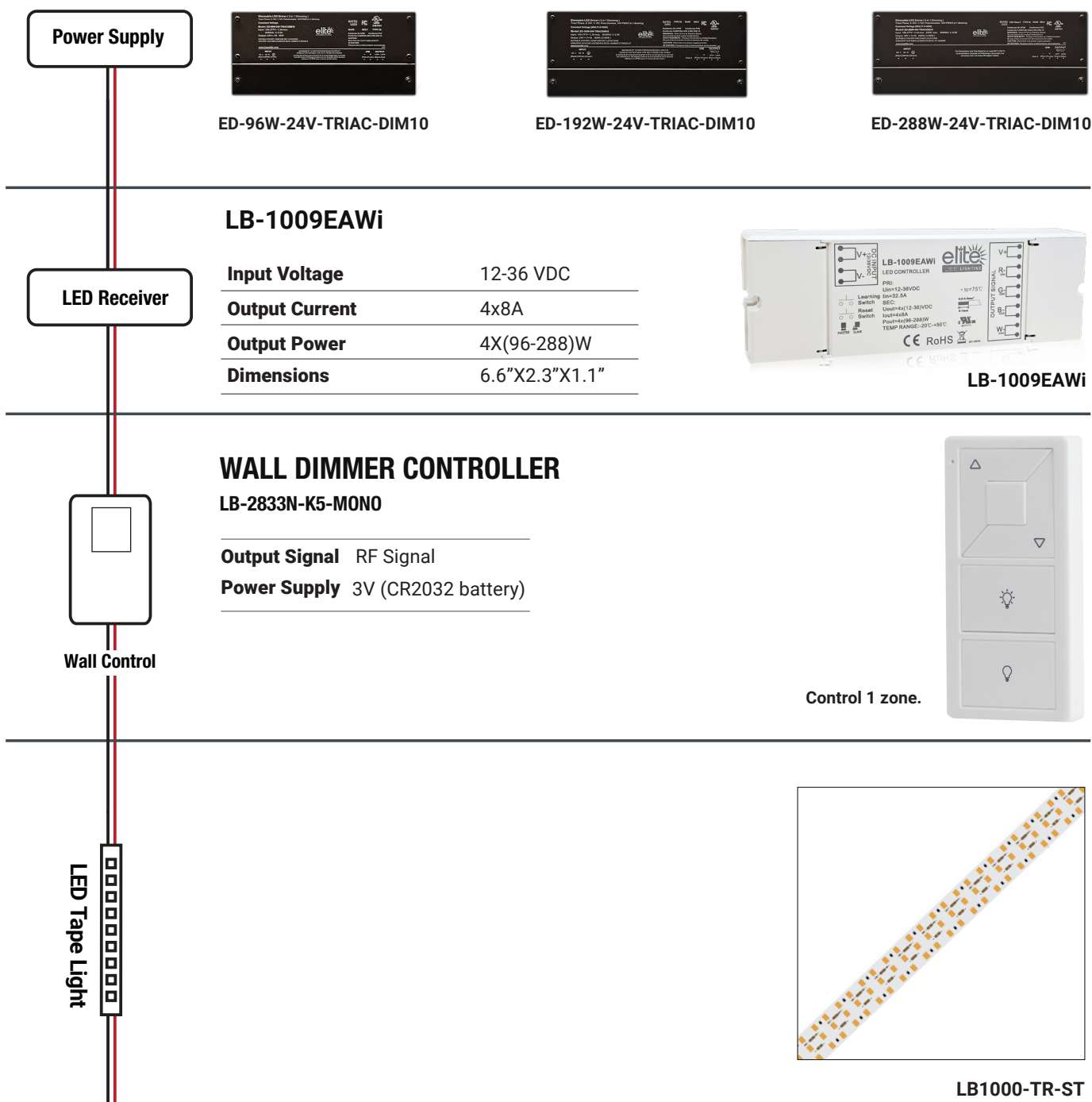
This solution enables the strip light to function with a wall dimmer controller (RF signal). It includes the following components:

Driver – Powers the strip light.

Receiver – Receives signals from the wall dimmer controller to control the strip light.

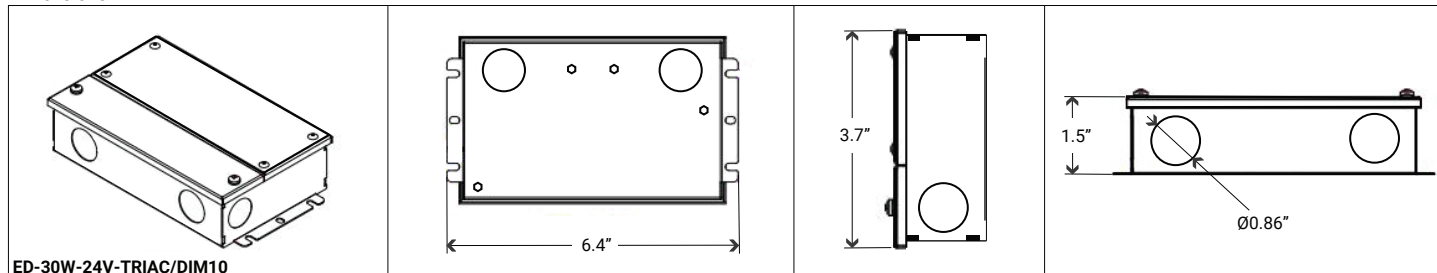
Wall Dimmer Controller (RF Signal) – Used to control the strip light remotely, powered by a 3V CR2032 battery.

This configuration ensures seamless control of the strip light while maintaining the necessary signal reception.

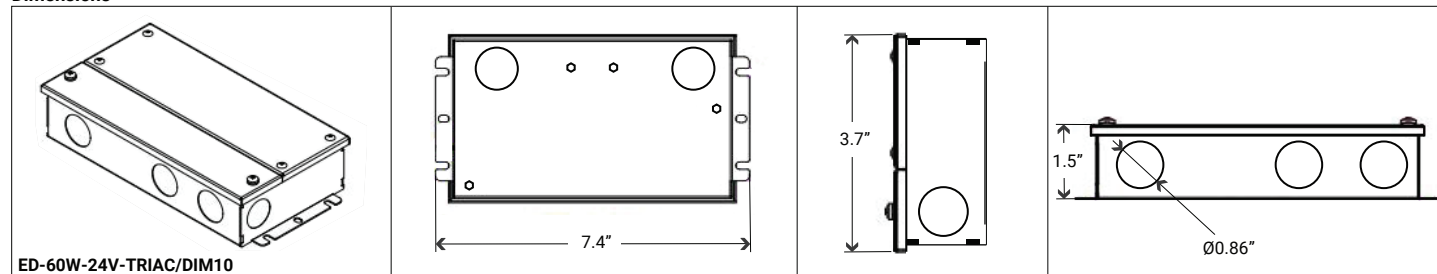


Triac-Phase Cut/Triac ELV/0-10V/1-10V PWM/Potentiometer (5 in 1) Dimmable
PN: ED-30W-24V-TRIAC/DIM10

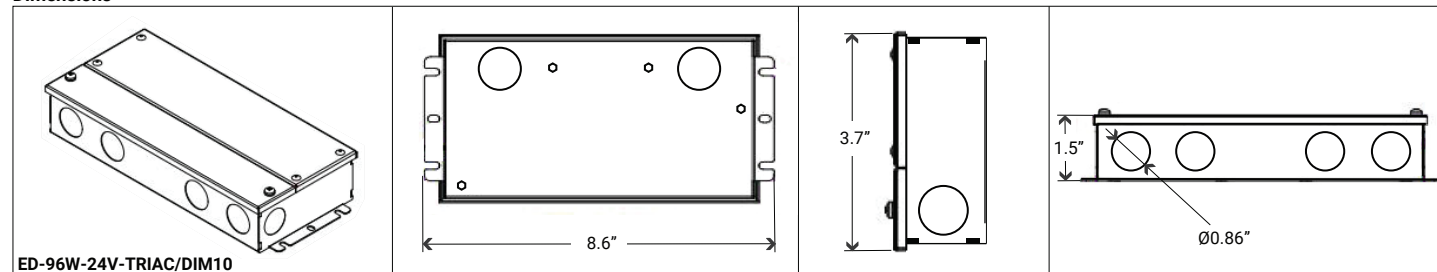
Model	Input Voltage	Output Voltage	Wattage	Max. Output current	Frequency	Location	Certificate
ED-30W-24V-TRIAC/DIM10	100-277VAC	24V	30W	1.25A	50/60Hz	Dry, Damp, and Wet locations	UL, cUL, FCC, Class 2, RoHS

Dimensions

PN: ED-60W-24V-TRIAC/DIM10

Model	Input Voltage	Output Voltage	Wattage	Max. Output current	Frequency	Location	Certificate
ED-60W-24V-TRIAC/DIM10	100-277VAC	24V	60W	2.5A	50/60Hz	Dry, Damp, and Wet locations	UL, cUL, FCC, Class 2, RoHS

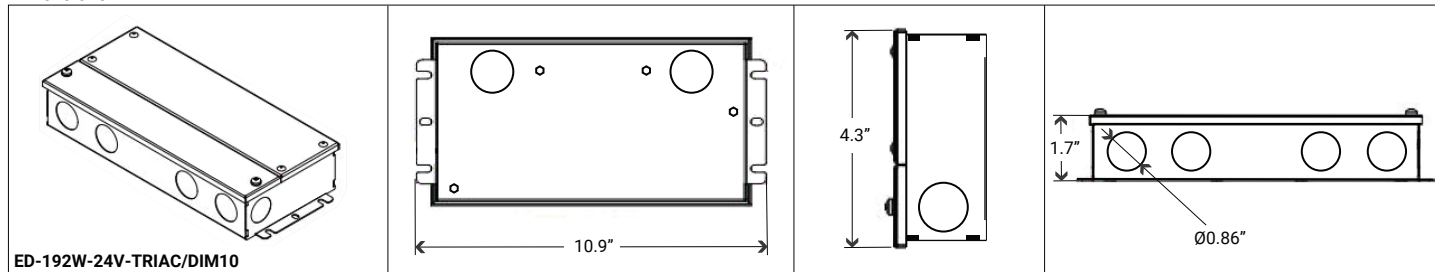
Dimensions

PN: ED-96W-24V-TRIAC/DIM10

Model	Input Voltage	Output Voltage	Wattage	Max. Output current	Frequency	Location	Certificate
ED-96W-24V-TRIAC/DIM10	100-277VAC	24V	96W	4A	50/60Hz	Dry, Damp, and Wet locations	UL, cUL, FCC, Class 2, RoHS

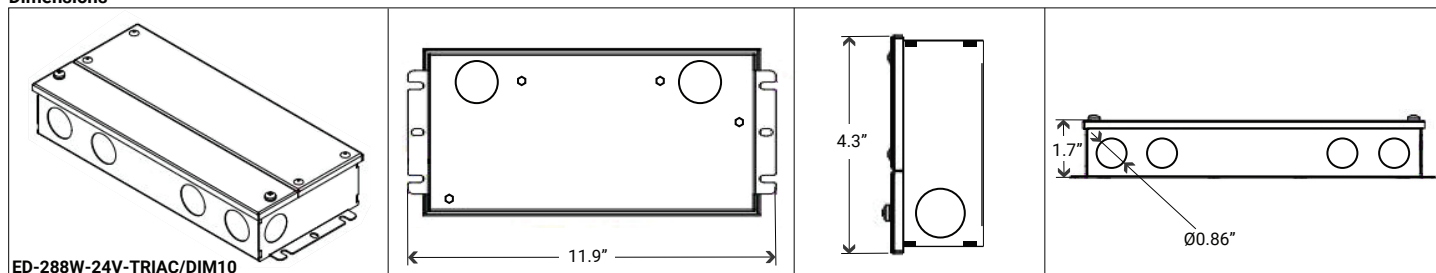
Dimensions


Triac-Phase Cut/Triac ELV/0-10V/1-10V PWM/Potentiometer (5 in 1) Dimmable
PN: ED-192W-24V-TRIAC/DIM10

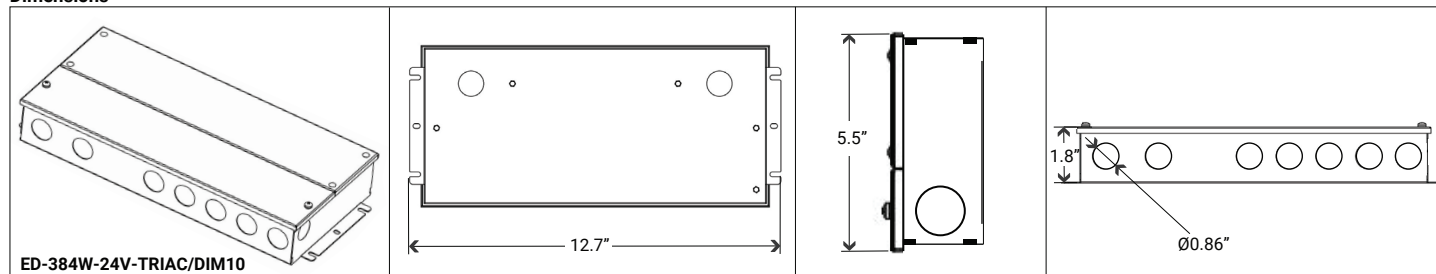
Model	Input Voltage	Output Voltage	Wattage	Max. Output current	Frequency	Location	Certificate
ED-192W-24V-TRIAC/DIM10	100-277VAC	24V	192W	Multi 2X96W	50/60Hz	Dry, Damp, and Wet locations	UL, cUL, FCC, Class 2, RoHS

Dimensions

PN: ED-288W-24V-TRIAC/DIM10

Model	Input Voltage	Output Voltage	Wattage	Max. Output current	Frequency	Location	Certificate
ED-288W-24V-TRIAC/DIM10	100-277VAC	24V	288W	Multi 3X96W	50/60Hz	Dry, Damp, and Wet locations	UL, cUL, FCC, Class 2, RoHS

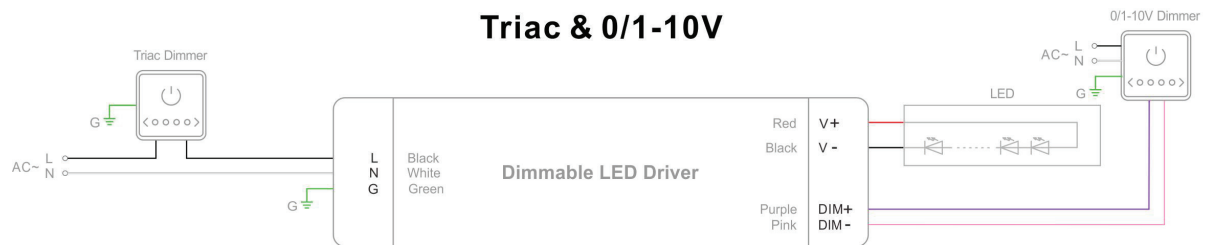
Dimensions

PN: ED-384W-24V-TRIAC/DIM10

Model	Input Voltage	Output Voltage	Wattage	Max. Output current	Frequency	Location	Certificate
ED-384W-24V-TRIAC/DIM10	110-277VAC	24V	384W	Multi 4X96W	50/60Hz	Dry, Damp, and Wet locations	UL, cUL, Class 2, RoHS

Dimensions


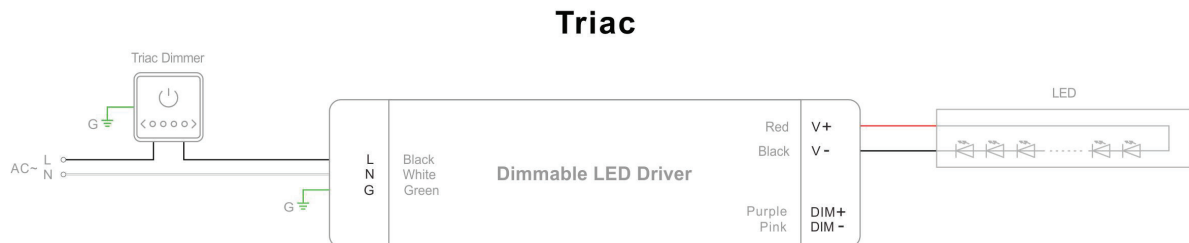
Dimming Operation and Connecting Diagram

- **Using two ways of dimming at the same time**, you must be assured that LED lighting is up to the max. Brightness then you could operate with the other dimming;

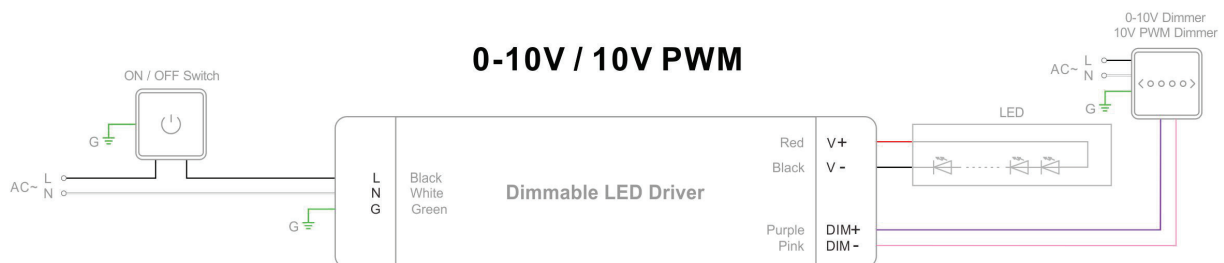


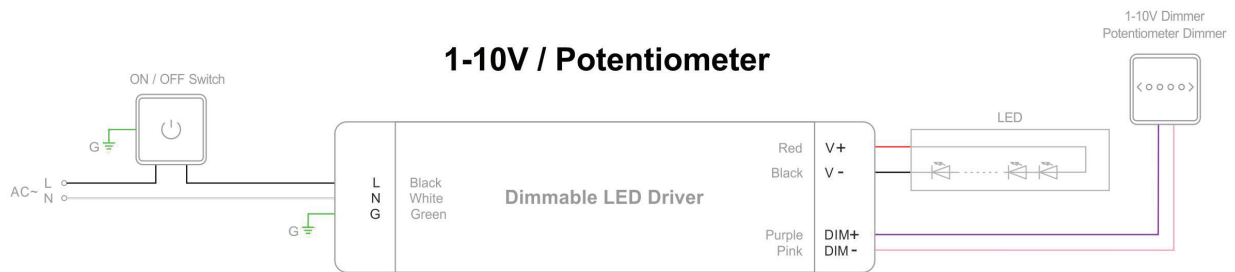
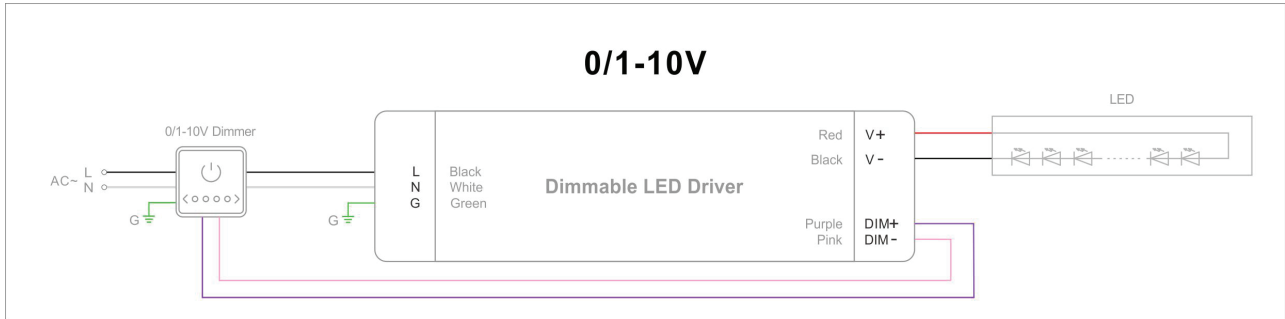
- **Using one dimming ---TRIAC/Phase cut dimming**

1. The Pulse-Width Modulation (PWM) of output voltage can be adjusted through input terminal of the AC phase line(L) by connection a phase /Triac dimmer or lighting system.
2. Working with forward phase, MLV and Reverse phase , ELV, TRIAC dimmers or light system.
3. Min. loading is about 10%
4. Please try to use dimmers with power at least 1.5 times as the output power of the driver.



- **Using one dimming ---0-10/ 1-10V/ 10V PWM/ Potentiometer dimming**





Triac/Phase cut & 0-10V/1-10V PWM/Potentiometer (5 in 1) Dimmable

Constant Voltage TRIAC Dimmable Driver

PN: HBL040-AW-24-DA

Model	Input Voltage	Output Voltage	Wattage	Rated Current	Frequency	Location	Certificate
HBL040-AW-24-DA	120-277VAC	24VDC	40W	1.66A	50/60Hz	Dry or Damp location	ETL, Class 2

TRIAC Dimming for 120VAC / Non-Dimming for 277VAC

PN: HBL060-AW-24-DA

Model	Input Voltage	Output Voltage	Wattage	Rated Current	Frequency	Location	Certificate
HBL060-AW-24-DA	120-277VAC	24VDC	60W	2.5A	50/60Hz	Dry or Damp location	ETL, Class 2

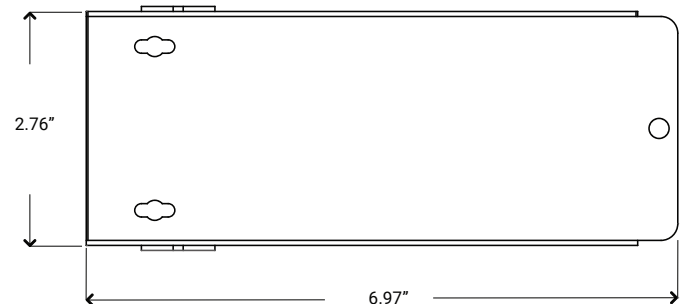
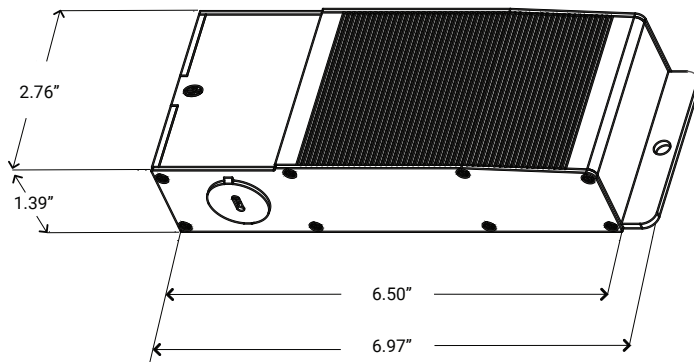
TRIAC Dimming for 120VAC / Non-Dimming for 277VAC

PN: HBL096-AW-24-DA

Model	Input Voltage	Output Voltage	Wattage	Rated Current	Frequency	Location	Certificate
HBL096-AW-24-DA	120-277VAC	24VDC	96W	4A	50/60Hz	Dry or Damp location	ETL, Class 2

TRIAC Dimming for 120VAC / Non-Dimming for 277VAC

DIMENSIONS

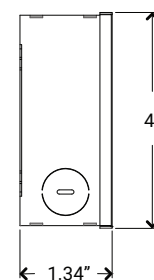



PN: HBL150-AW-24-DI

Model	Input Voltage	Output Voltage	Wattage	Rated Current	Location	Certificate
HBL150-AW-24-DI	120-277VAC	24VDC	150W	6.25A	Dry or Damp location	ETL, Class P

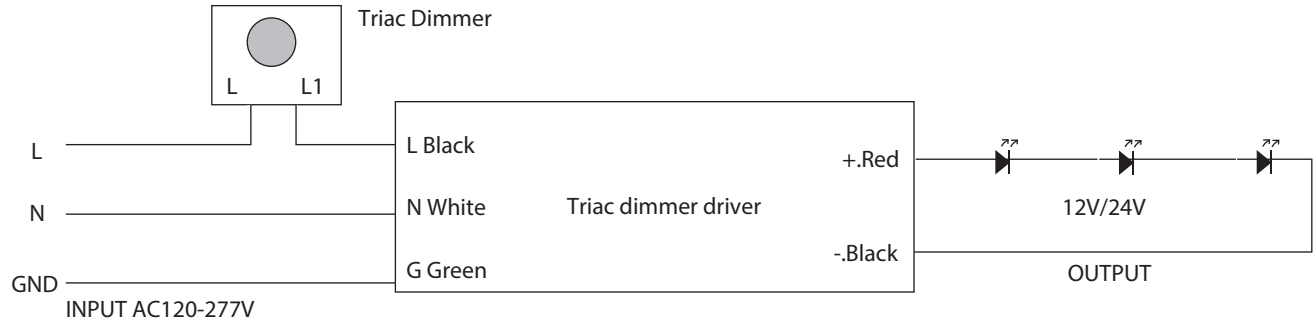
TRIAC Dimming for 120VAC / Non-Dimming for 277VAC

DIMENSIONS



Constant Voltage TRIAC Dimmable Driver

Connecting Diagram



Dimmer Compatible Chart

Brand	Series	Model	Load	Dimmability
Lutron	Ariadni	AYCL-153P	150W	10%-100%
	Diva	DV-600PR	600W	1%-100%
	Diva	DVCL-153P	150W	10%-100%
	Maestro	MACL-153MH	600W	10%-100%
	Maestro Wireless	MRF2-6CL	150W	10%-100%
	Rotary	D-600P	600W	10%-100%
	Electronic(ELV)	NTELV-300P	600W	10%-100%
	Skylark	S-600P	600W	10%-100%
	Skylark Conytour	CT-600P	600W	1%-100%
	Skylark Conytour	CTCL-153P	150W	10%-100%
	Toggler	TG-600P	600W	10%-100%
	Toggler	TCCL-153P	150W	10%-100%
Leviton	Sureslide	6633	600W	10%-100%
	Sureslide Decora	6674	600W	20%-100%
	Trimatron	6602	600W	20%-100%
	ILLVMATECH	IPL06	600W	1%-100%
Legrand	Adorne	ADTP703TU	700W	20%-100%
	Harmony	H703PTW	700W	10%-100%
Cooper	Aspire	9540	1000W	10%-100%
	Devine	DAL06P	300W	10%-100%



LB-2830A RF Single Color Controller

- Ultra-sensitive, high-strength glass touch panel features a color line for accurate, fast, and precise brightness control.
- Control 4 different zones separately or synchronously with endless receivers in each zone.
- Save 3 brightness or scenes for each zone.
- 256-level brightness adjustment for each white.
- Receivers can work with WiFi-RF converter after installing "EasyLighting" app on IOS and android systems.

TECHNICAL DETAILS

Output Signal	RF Signal
Power Supply	12-24 VDC
Power Consumption	<20 mA
Operating Temperature	0-40°C / 32°F-104°F
Dimensions	4.7"X2.9"X1.1"
Mounting	Wall Mount
Color	White

Certifications	FCC / RoHS
Zones	4
Frequency	916.5MHz
Surface	Glass
Control	Single Color
Warranty	5 Years limited warranty



LB-2833N-K5-MONO Single Color Dimmer

RF wireless Single Color Remote can control 1 zone of receiver. This single color controller is compatible with all universal series RF receivers. **One receiver can be paired with a maximum of 8 remote controllers.** This device contains a button lithium battery that should be stored and disposed of properly. **DO NOT expose the device to moisture.**

TECHNICAL DETAILS

Output Signal	RF Signal
Power Supply	3V (CR2032 battery)
Operating Temperature	0-40°C / 32°F-104°F
Dimensions	2.5"X1.2"X0.35"
Color	White

Certifications	FCC / RoHS
Zones	Control 1 Zone of receiver
Frequency	916.5MHz
Rated	IP20
Warranty	5 Years limited warranty



LB-1009EAWI RF+WiFi Receiver/LED Controller 4Channels

The RGBW controller LB-1009EAWI is a 12-36 VDC constant voltage RF and WiFi controller with 4 channel output, offering 8A per channel. It is compatible with a variety of RF remotes and apps installed on iOS and Android systems, enabling control of single-color, dual-color LEDs, and RGBW LEDs.

Multiple zones can be controlled separately or synchronously with endless receivers in each zone. Built-in changing patterns are available and can be saved to each zone. The brightness of each R, G, B, W channel can be adjusted separately to achieve millions of changing colors.

Thanks to the built-in WiFi to RF module, a significant advantage of this WiFi controller is its compatibility with RF remotes and apps on iOS and Android systems directly, without the need for a WiFi-RF converter.

A free app is available (Easylighting) from the App Store and Google Play. Simply download it on your iOS or Android device, then search and connect your mobile device WLAN to the WiFi controller network.

TECHNICAL DETAILS

Input Voltage	12-36 VDC	Frequency	869.5/916.5/434mhz
Output Current	4x8A	Certifications	FCC / RoHS
Output Power	4x(96-288)W	Color	White
Dimensions	6.6"X2.3"X1.1"	Warranty	5-Years limited warranty



LED25W-24 (Power Supply) Optional for Wall Controller

Total Power: 25 Watts
Input Voltage: 100-277 VAC
UL Dry & Damp Location Rated
IP66
High Efficiency
High Power Factor
Analog Dimming (0-10V)
Black Magic Thermal Advantage, Plastic Housing