

HR8INC

8" Architectural Incandescent Remodel Downlight

Architectural

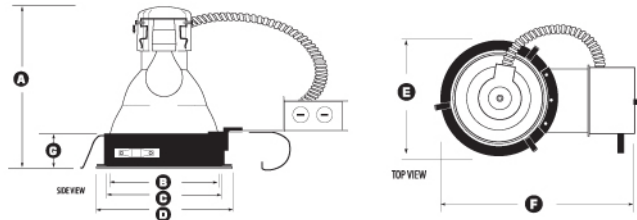
Catalog Number:

Project Name:

Type:

Note:

MAXILUME
ARCHITECTURAL LIGHTING



- A. Min. Height = 8-3/4"
Max. Height = 9-1/8"
- B. Trim Aperture = 8"
- C. Cut-out = 8-1/4"
- D. Trim Outside Diameter = 9-1/8"
- E. Width = 8-3/4"
- F. Length = 14-1/8"
- G. Flange = 2-1/4"

DESCRIPTION

Designed for remodel applications. For fast and easy installation in existing plaster or mechanical ceilings. Four remodel clips are easily retractable for fixture removal if necessary.

1. LAMP HOLDER - Die-cast aluminum lamp holder effectively provides heat dissipation and ventilation. Unitized optics guarantees proper trim to housing installation. Tool-less installation adjustability from either outside the housing or inside the housing.

2. JUNCTION BOX - UL listed for through-branch circuit wiring and has four 1/2" KO's, one 3/4" KO. Junction Box are accessible from below, no tools required.

OPTICS

3. REFLECTOR - Self-flanged .050" aluminum reflector with low iridescent finish. Reflector provides 45-degree lamp-to-reflector image cutoff.

4. GROOVE BAFFLE - Self-flanged one-piece aluminum with concentric rings.

5. LENS - Choice of either tempered clear, tempered prismatic or tempered frosted lens fastened with two torsion springs for easy re-lamping. /UL listed for wet or damp location.

LISTING

UL listed for through-branch circuit wiring and damp locations. Wet location only with lens trims.



ITEM SELECTOR: (Please check the boxes below for the option desired)

TYPE	VOLTAGE	TRIM TYPE & DESCRIPTION	REFLECTOR	BAFFLE	GLASS	
HR8INC	<input type="checkbox"/> 120	<input type="checkbox"/> 8101 Reflector	<input type="checkbox"/> 8109 Deco Glass Ring	<input type="checkbox"/> CL	<input type="checkbox"/> WH	<input type="checkbox"/> Blue
		<input type="checkbox"/> 8102 Baffle with Reflector	<input type="checkbox"/> 8110 Double Ring Glass	<input type="checkbox"/> SCH **	<input type="checkbox"/> P	<input type="checkbox"/> Green
		<input type="checkbox"/> 8103 Reflector with Fresnel Glass Lens	<input type="checkbox"/> 8111 Triple Ring Glass	<input type="checkbox"/> SHZ *		<input type="checkbox"/> Red
		<input type="checkbox"/> 8104 Reflector with Prismatic Glass Lens	<input type="checkbox"/> 8121 Stardust Deco Ring GLASS	<input type="checkbox"/> WT		<input type="checkbox"/> Frost
		<input type="checkbox"/> 8105 Baffle with Fresnel Glass Lens	<input type="checkbox"/> 8122 Euro Deco Ring GLASS	<input type="checkbox"/> W		
		<input type="checkbox"/> 8106 Baffle with Prismatic Glass Lens	<input type="checkbox"/> 8123 Prism Deco Ring GLASS	<input type="checkbox"/> MB		
		<input type="checkbox"/> 8107 Wall Wash	<input type="checkbox"/> 8124 Geo Deco Ring Glass			
		<input type="checkbox"/> 8108 Crossblade	<input type="checkbox"/> 8125 Central Etched Float GLASS			
		<input type="checkbox"/> 8112 Baffle with Frosted Glass Lens	<input type="checkbox"/> 8126 Diffusing Screen Wall Wash			
		<input type="checkbox"/> 8113 Baffle with Tempered Clear Glass	<input type="checkbox"/> 8127 Geo Deco Ring GLASS			
		<input type="checkbox"/> 8114 Reflector with Frosted Glass Lens				
		<input type="checkbox"/> 8115 Reflector with Tempered Clear Glass				

Specifications:

HR8INC _____ - _____ - _____ - _____ - _____ - _____
VOLTAGE TRIM TYPE REFLECTOR BAFFLE RING GLASS

Sample of Catalog Number: HR8INC-120-8101-CL-WH

REFLECTOR	BAFFLE	RING
CL Clear	WH White	WH Self-Flange White Standard on all trims
SHZ Satin Haze (Low Iridescent)	P Black	SCH** Self-Flange Chrome
WT Wheat		** Only available on XX01 CL
MB Black		GLASS Only available on XX09, XX10 and XX11 series.
W White		SHZ* Satin Haze * Provided w/ satin haze ring only

*For custom baffle, reflector, trim ring, glass color and lens options, please consult factory.



A division of
Elite Lighting

Submittal form is available @ www.maxilume.com
Tel: 323-888-1973 • Fax: 323-888-1977

Specifications and Dimensions subject to change without notice.

8" Incandescent Optics

Catalog Number:

Project Name:

Type:

Note:

MAXILUME
ARCHITECTURAL LIGHTING

<p>8101-CL Reflector</p>   <p>REFLECTOR FINISH: CL, WT, MB, SHZ, W</p> <p>RING FINISH: WH, SCH, SHZ</p> <p>A= 7-1/2" • B= 9-1/8"</p>	<p>8102-WH-CL Baffle with Reflector</p>   <p>BAFFLE FINISH: WH, P</p> <p>REFLECTOR FINISH: CL</p> <p>A= 7-1/2" • B= 9-1/8" • C= 1-3/4"</p>	<p>8107-SHZ Wall Wash Reflector</p>   <p>REFLECTOR FINISH: CL, WT, MB, SHZ, W</p> <p>RING FINISH: WH, SCH, SHZ</p> <p>A= 7-1/2" • B= 9-1/8"</p>	<p>8108-CL Crossblade Reflector</p>   <p>REFLECTOR FINISH: CL, WT, MB, SHZ</p> <p>RING FINISH: WH</p> <p>A= 7-13/16" • B= 9-1/8"</p>
<p>8103-CL Reflector with Fresnel Glass Lens</p>   <p>FOR WET LOCATION</p> <p>REFLECTOR FINISH: CL, WT, MB, SHZ, W</p> <p>RING FINISH: WH</p> <p>A= 7-13/16" • B= 9-1/8" • C= 1-3/4"</p>	<p>8104-CL Reflector with Prismatic Glass Lens</p>   <p>FOR WET LOCATION</p> <p>REFLECTOR FINISH: CL, WT, MB, SHZ, W</p> <p>RING FINISH: WH</p> <p>A= 7-13/16" • B= 9-1/8" • C= 1-3/4"</p>	<p>8105-P Baffle with Fresnel Glass Lens</p>   <p>FOR WET LOCATION</p> <p>BAFFLE FINISH: WH, P</p> <p>RING FINISH: WH</p> <p>A= 7-13/16" • B= 9-1/8" • C= 1-3/4"</p>	<p>8106-WH Baffle with Prismatic Glass Lens</p>   <p>FOR WET LOCATION</p> <p>BAFFLE FINISH: WH, P</p> <p>RING FINISH: WH</p> <p>A= 7-13/16" • B= 9-1/8" • C= 1-3/4"</p>
<p>8114-CL Reflector with Frosted Glass Lens</p>   <p>FOR WET LOCATION</p> <p>REFLECTOR FINISH: CL, WT, MB, SHZ, W</p> <p>RING FINISH: WH, SCH, SHZ</p> <p>A= 7-13/16" • B= 9-1/8" • C= 1-3/4"</p>	<p>8115-WT Reflector with Tempered Clear Glass</p>   <p>FOR WET LOCATION</p> <p>REFLECTOR FINISH: CL, WT, MB, SHZ, W</p> <p>RING FINISH: WH, SCH, SHZ</p> <p>A= 7-13/16" • B= 9-1/8" • C= 1-3/4"</p>	<p>8112-WH Baffle with Frosted Glass Lens</p>   <p>FOR WET LOCATION</p> <p>BAFFLE FINISH: WH, P</p> <p>RING FINISH: WH</p> <p>A= 7-13/16" • B= 9-1/8" • C= 1-3/4"</p>	<p>8113-WH Baffle with Tempered Clear Glass</p>   <p>FOR WET LOCATION</p> <p>BAFFLE FINISH: WH, P</p> <p>RING FINISH: WH</p> <p>A= 7-13/16" • B= 9-1/8" • C= 1-3/4"</p>
<p>8109-CL Deco Glass Reflector</p>   <p>REFLECTOR FINISH: CL, WT, MB, SHZ, W</p> <p>RING FINISH: WH, SCH, SHZ</p> <p>GLASS FINISH: BLUE, GREEN, RED, FROST</p> <p>A= 7-1/2" • B= 9-1/8" • C= 1-1/4"</p>	<p>8110-CL Double Ring Glass</p>   <p>REFLECTOR FINISH: CL, WT, MB, SHZ, W</p> <p>RING FINISH: WH, SCH, SHZ</p> <p>GLASS FINISH: BLUE, GREEN, RED, FROST</p> <p>A= 7-1/2" • B= 9-1/8" • C= 1-3/4"</p>	<p>8111-CL Triple Ring Glass</p>   <p>REFLECTOR FINISH: CL, WT, MB, SHZ, W</p> <p>RING FINISH: WH, SCH, SHZ</p> <p>GLASS FINISH: BLUE, GREEN, RED, FROST</p> <p>A= 7-1/2" • B= 9-1/8" • C= 2-1/4"</p>	<p>8121-CL Stardust Deco Ring Glass</p>   <p>REFLECTOR FINISH: CL, WT, MB, SHZ, W</p> <p>RING FINISH: WH, SCH, SHZ</p> <p>A= 7-1/2" • B= 9-1/8" • C= 1-1/4"</p>

8" Incandescent Optics

Catalog Number:

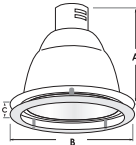
Project Name:

Type:

Note:

MAXILUME
ARCHITECTURAL LIGHTING

8122-CL
Euro Deco Ring Glass

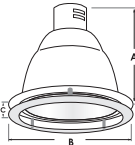



REFLECTOR FINISH:
CL, WT, MB, SHZ, W

RING FINISH:
WH, SCH, SHZ

A= 7-1/2" • B= 9-1/8" • C= 1-1/4"

8123-CL
Prism Deco Ring Glass

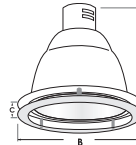


REFLECTOR FINISH:
CL, WT, MB, SHZ, W

RING FINISH:
WH, SCH, SHZ

A= 7-1/2" • B= 9-1/8" • C= 1-1/4"

8124-CL
Geo Deco Ring Glass

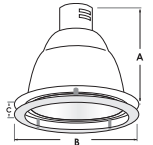


REFLECTOR FINISH:
CL, WT, MB, SHZ, W

RING FINISH:
WH, SCH, SHZ

A= 7-1/2" • B= 9-1/8" • C= 1-1/4"

8125-CL
Central Etched Float Glass

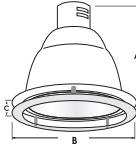


REFLECTOR FINISH:
CL, WT, MB, SHZ, W

RING FINISH:
WH, SCH, SHZ

A= 7-1/2" • B= 9-1/8" • C= 1-1/4"

8126-CL
Diffusing Screen Wall Wash

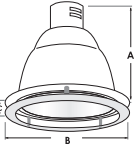



REFLECTOR FINISH:
CL, WT, MB, SHZ, W

RING FINISH:
WH, SCH, SHZ

A= 7-1/2" • B= 9-1/8" • C= 1-1/4"

8127-CL
Geo Deco Ring Glass



REFLECTOR FINISH:
CL, WT, MB, SHZ, W

RING FINISH:
WH, SCH, SHZ

A= 7-1/2" • B= 9-1/8" • C= 1-1/4"

REFLECTOR	BAFFLE	RING
CL Clear	WH White	WH Self-Flange White
SHZ Satin Haze (Low Iridescent)	P Black	Standard on all trims
WT Wheat	GLASS	SCH** Self-Flange Chrome
MB Black	Only available on XX09, XX10 and XX11 series.	** Only available on XX01 CL
W White		SHZ* Satin Haze
		* Provided w/ satin haze ring only

*For custom baffle, reflector, trim ring, glass color and lens options, please consult factory.