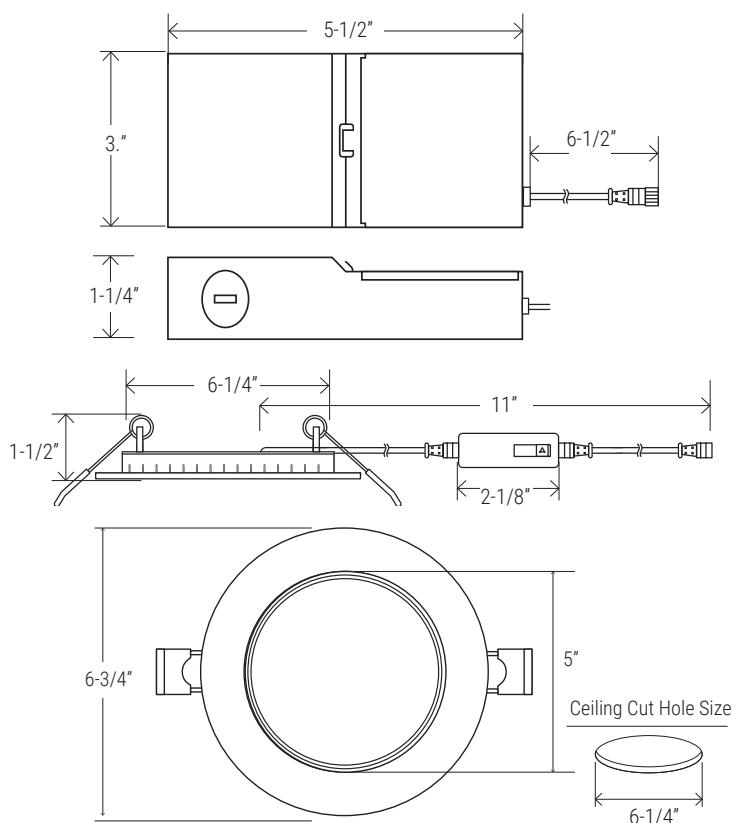




2 HOUR FIRE RATING

Tested to comply with UL 263, ASTM E119 & CAN ULC S101

DIMENSION



NOMINAL LUMENS	DELIVERED LUMENS	WATTAGE
1100	1100	13W

Based on 4000K, 90+ CRI. Actual wattage may vary +/- 5%

INSTALLATION

Cut hole in ceiling. Insert luminaire into opening by squeezing spring clips on both sides of luminaire. The width in ceiling needed for the driver to fit is 3".

You MUST seal all gaps between the ceiling and fixture with weatherproof silicone sealant. This deters moisture and water from damaging fixtures and other mechanical ceiling elements.

FEATURES

2 Hours Fire Rated 6" round multi-CCT LED "Slim Disk" engineered for new construction, remodel, or retrofit to accommodate insulated or dropped ceilings. Easily access field-adjustable 5-Color SeleCCTor switch by lowering the luminaire from the opening. Recessed housing not required, especially with limited plenum applications. Remote driver allows easy installation and maintenance. Small aperture and shallow depth are ideal for unlimited applications.

LUMENS	1100
CCT	27K/30K/35K/40K/50K
CRI	90+
COLOR QUALITY	3-Step MacAdam Ellipse
CONSTRUCTION	Aluminum die-cast body and trim
TRIM OPTION	Round Baffle Lens
TRIM COLORS	WH (White)
DIMMING	DIMTR (Triac)
EMERGENCY	16W high voltage inverter (remote)
LIFETIME	L70 at 50,000 Hours
PHOTOMETRIC TESTS	In Accordance with IES LM79-08, LM80 and TM-30, TM-21

FEATURES

- 2-Hour fire rating providing a reinforced and heat resistant steel casing
- Selectable color temperature: 27K, 30K, 35K, 40K & 50K
- Junction box with commercial grade driver included
- Triac Dimmable, Certified airtight, IC rated
- Easy installation with Heavy-Duty Commercial Grade Steel spring clip
NO ADDITIONAL BOX REQUIRED
- Ambient operating temperature: -40°C (-40°F) to +40°C (+104°F).
- Aluminum Die Cast trim with powder paint coat preventing discoloring and rusting.
- ETL listed in USA & Canada. 2-HOUR FIRE RATING and complies with ASTM E119, UL 263. certified to CSA standard C22.2 No. 250.0-08
- 5-Year, no-compromise warranty.



SLIM TRIM



EXAMPLE:

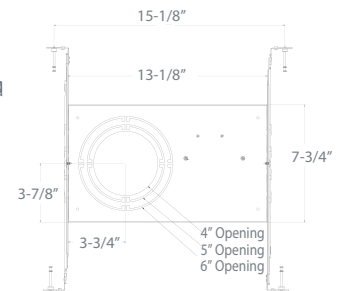
FS-RL679-1100L-DIMTR-120-27K/30K/35K/40K/50K-90-WH

TYPE	LUMEN	CCT	CRI	FINISH
FS-RL679	1100L-DIMTR-120	27K/30K/35K/40K/50K	90+	WH - White

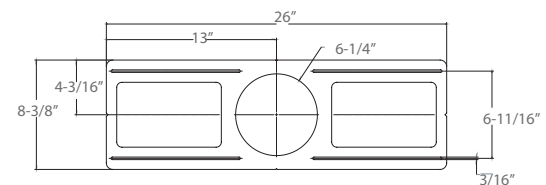
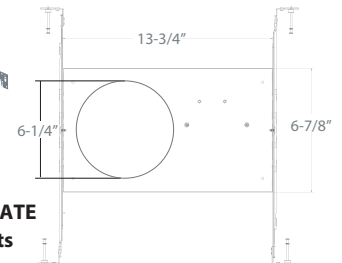
ACCESSORIES



RL-UNV-4/5/6
For use with: 4", 5", 6"
Universal mounting plate



AL-ACC-SLIM-6-F-ROUGHPLATE
For use with: 6" downlights



RL-ACC-SLIM-6-ROUGHPLATE
Rough-in plate for use with 6" downlights

RL-ACC-SLIM-1-10F

OPTIONS

- ☐ RL-UNV-4/5/6 - Universal Mounting Plate for 4", 5" and 6"
- ☐ RL-ACC-SLIM-6-ROUGHPLATE - 6" Mounting Plate
- ☐ AL-ACC-SLIM-6-F-ROUGHPLATE - 6" Flanged Roughplate
- ☐ EMG-LED-G-16W-HV-FLEX - 16W high voltage inverter (remote)

FS-RL679-1100L-DIMTR-120-27K-30K-35K-40K-50K-90-WH

TEST NO.: **EL06092316**

INPUT WATTS: **13.7**

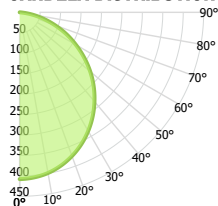
LUMENS: **1100**

EFFICACY: **80**

BEAM ANGLE: **108**

SPACING CRITERIA: **1.21**

CANDELA DISTRIBUTION



CANDELA TABLE

	0°	90°
0°	408	408
10°	399	402
20°	374	380
30°	335	345
40°	285	297
50°	225	240
60°	159	174
70°	92	106
80°	30	42
90°	0	0

LUMINANCE (cd/sq.m)

	0.00°	90.00°
0.00°	34939	34909
45.00°	31004	32704
55.00°	28706	31077
65.00°	25475	28345
75.00°	19695	24024
85.00°	4963	13985

LUMENS PER ZONE

ZONE	LUMENS
0° - 10°	41
10° - 20°	110
20° - 30°	165
30° - 40°	196
40° - 50°	200
50° - 60°	176
60° - 70°	129
70° - 80°	68
80° - 90°	14

ZONAL LUMEN SUMMARY

ZONE	UMENS	% LUMINAIRE
0° - 20°	150	14%
0° - 30°	315	29%
0° - 40°	511	46%
0° - 60°	888	81%
0° - 80°	1085	99%
0° - 90°	1099	100%

CONE OF LIGHT

MOUNTING HEIGHT	FC AT BEAM CENTER	BEAM DIA. 0°-180°	BEAM DIA. 90°-270°
6.0 ft	11.3 fc	16.6 ft	16.6 ft
8.0 ft	6.4 fc	22.1 ft	22.2 ft
10.0 ft	4.1 fc	27.6 ft	27.7 ft
12.0 ft	2.8 fc	33.1 ft	33.2 ft
14.0 ft	2.1 fc	38.7 ft	38.8 ft
16.0 ft	1.6 fc	44.2 ft	44.3 ft
18.0 ft	1.3 fc	49.7 ft	49.9 ft
20.0 ft	1.0 fc	55.2 ft	55.4 ft

INDOOR COEFFICIENTS OF UTILIZATION

	80%				70%				20%				30%				10%				0%
pc	70%	50%	30%	10%	70%	50%	30%	10%	50%	30%	10%	50%	30%	10%	50%	30%	10%	50%	30%	10%	0%
pw	70%	50%	30%	10%	70%	50%	30%	10%	50%	30%	10%	50%	30%	10%	50%	30%	10%	50%	30%	10%	0%
0	119	119	119	119	116	116	116	116	111	111	111	106	106	106	102	102	102	102	102	100	
1	109	105	100	97	106	102	99	95	98	95	92	94	92	89	91	89	87	87	87	85	
2	99	91	85	79	97	90	83	78	86	81	76	83	78	75	80	76	73	73	71	71	
3	91	80	72	66	88	79	71	65	76	70	64	73	68	63	71	66	62	62	60	60	
4	83	71	63	56	81	70	62	56	68	61	55	65	59	54	63	58	53	53	51	51	
5	77	64	55	48	74	63	54	48	61	53	48	59	52	47	57	51	47	47	44	44	
6	71	58	49	42	69	57	48	42	55	47	42	53	46	41	52	46	41	39	39	39	
7	66	52	44	37	64	51	43	37	50	42	37	48	42	37	47	41	36	35	35	35	
8	61	48	39	33	60	47	39	33	46	38	33	44	38	33	43	37	33	31	31	31	
9	57	44	36	30	56	43	35	30	42	35	30	41	34	30	40	34	30	28	28	28	
10	54	40	33	27	52	40	32	27	39	32	27	38	32	27	37	31	27	25	25	25	