

NOMINAL LUMENS	DELIVERED LUMENS	WATTAGE
3000	3037	42.5 W
2200	2506	32.4 W
1800	1862	21.7 W
1200	1198	13.4 W

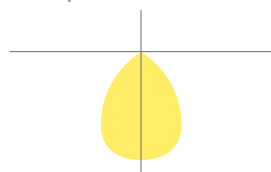
Based on 3000K, 90+ CRI. Actual wattage may vary +/- 5%

FEATURES

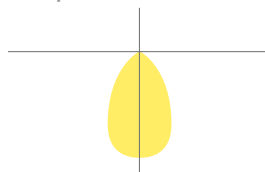
A small profile LED pendant mounted luminaire that delivers optimal lumen output for general illumination, integrating into any design. Available in an array of color temperatures, it can accentuate the full spectrum of cool to warm tones, and is the perfect complement for commercial, retail, hospitality, or high-end residential applications.

LUMENS	1200, 1800, 2200, 3000
CCT	27K, 30K, 35K, 40K, 50K WDM-30K-18K, CW-42K, RG-37K
CRI	90+
COLOR QUALITY	2 Step MacAdam Ellipse
DISTRIBUTION	Narrow Spot (15°), Flood (30°), Wide Flood (38°)
MOUNTING	Suspended and pendant mount
FINISH	AWH (Architectural White) ABK (Architectural Black) Custom RAL
DIMMING	DIM10 (0-10V Dimming) DIMTR (Triac dimming)
LIFETIME	L70 at 100,000 Hours
PHOTOMETRIC TESTS	In Accordance with IES LM79-08, LM80 and TM-30, TM-21

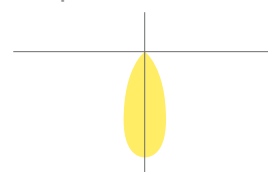
WFL: WIDE FLOOD
Candlepower Distribution Curve



FL: FLOOD
Candlepower Distribution Curve



NS: NARROW SPOT
Candlepower Distribution Curve



Reference IES files for additional distribution curve information.



PERFORMANCE:

Available in eight color temperatures (CW) Crisp White, (RG) Red Glow, (WDM) Warm Dim and 2700K, 3000K, 3500K, 4000K, and 5000K

Crisp White is ideal for retail applications, especially jewelry stores. Our Crisp White technology is designed to accentuate the full spectrum, enhancing cool tones such as blues and greens to be vibrant, and warm tones such as red and orange to be vivid.

Red Glow technology is designed to be used in restaurants and grocery stores, enhancing products in the produce, meat, fish, and poultry departments.

Warm Dim with Smart Dim technology mimics traditional incandescent halogen lighting through dimming. Using Warm Dim, luminaires shift over the black body radiator curve as the light dims, transitioning into the rich amber tones that encourages relaxation. Ideal for hospitality, commercial, and residential applications, it maintains a high lumen output, and comes paired with a high CRI of 90+ that guarantees color consistency within a 2 step MacAdam Ellipse.

CONSTRUCTION:

Post-painted powder coated extruded aluminum body.

MOUNTING:

- Offered in various mounting options including cable, stem and surface
- Cable / Pendant mount supplied with complete canopy assembly and matched to housing finish
- Cables mount Hight can be adjusted in the field up to 10ft.

OPTICS:

A polycarbonate optical refractor allows for precise beam control and even distribution, with a variety of lumen options. Optics are field changeable and available in NS (Narrow Spot), FL (Flood), and WFL (Wide Flood) options.

FINISH:

Post-painted available in white, black and custom RAL colors.

DIMMING & DRIVER INFORMATION

DIM10 - 0-10V dimming on either MVOLT or 120. Dimmable down to 1% of initial lumens, standard.

DIMTR - Triac & Electronic low voltage dimming, available in 120V.

MOUNTING BRACKET AND SUSPENSION SYSTEM

Ceiling mount bracket provided for direct installation with 3-1/4" to 4" octagonal and square junction box. Pedant mounted option is supplied with a 10ft. adjustable aircraft cable and power cord, which can be field adjusted for desired length. Please consult factory for custom mounting and stem options.

WARRANTY

All Fusion Pendants are designed using a proprietary coolLED Advanced Thermodynamic Design Heat management system is engineered for extremely long life and service period, with a 5-year limited warranty.

LISTING

c-UL-us-Listed

Example: **FPR2-LED-2200L-DIM10-MVOLT-WFL-30K-90-WH**

SERIES	LUMENS	DIMMING	VOLTAGE	OPTICS	CCT/CRI		COLOR	MOUNTING
					DYNAMIC LIGHTING	STANDARD SERIES		
FPR2-LED	<input type="checkbox"/> 1200L <input type="checkbox"/> 1800L <input type="checkbox"/> 2200L <input type="checkbox"/> 3000L	<input type="checkbox"/> DIMTR <input type="checkbox"/> DIM10	<input type="checkbox"/> 120 <input type="checkbox"/> MVOLT	<input type="checkbox"/> NS (15°) <input type="checkbox"/> FL (30°) <input type="checkbox"/> WFL (38°)	Warm Dim <input type="checkbox"/> 27K-90 <input type="checkbox"/> WDM-30K-18K <input type="checkbox"/> 30K-90 ----- <input type="checkbox"/> 35K-90 Vibrant Series <input type="checkbox"/> CW(42K/96/93) <input type="checkbox"/> 40K-90 <input type="checkbox"/> 50K-85 <input type="checkbox"/> RG(37K/66)	<input type="checkbox"/> BK(Black) <input type="checkbox"/> WH(White) <i>Custom colors available. Please consult factory</i>	<input type="checkbox"/> SM - Suspended mount up to 10ft <input type="checkbox"/> PM12 - Pendant mount up to 12" <input type="checkbox"/> PM18 - Pendant mount up to 18" <input type="checkbox"/> PM24 - Pendant mount up to 24" <input type="checkbox"/> PM36 - Pendant mount up to 36" <input type="checkbox"/> PM48 - Pendant mount up to 48"	

DIMTR is available on only 120V option

