fusion LIGHTING
By Elite Lighting

FPR1-ADJ-LED

Architectural LED Adjustable Cylinder

ADJUSTABLE

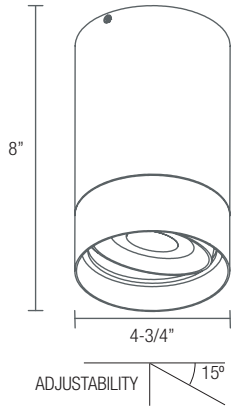

NOMINAL LUMENS	DELIVERED LUMENS	WATTAGE
2500	2433	28W
2000	1917	17W
1200	1410	14W
900	1006	11W

Based on 3000K, 90+ CRI. Actual wattage may vary +/- 5%

FEATURES

The FPR1-ADJ-LED is an adjustable cylinder that can be rotated 360 degrees and tilted up to 15 degrees. Surface mount design conceals hardware and sits flush in the ceiling for a seamless look. Available in surface mounting, with all necessary mounting hardware included. Multiple beam spreads, finishes, and field-changeable, lockable optics—the FPR1-ADJ easily adapts to a variety of applications including retail, hospitality, commercial, and residential.

LUMENS	900, 1200, 2000, 2500
CCT	30K, 35K, 40K, 50K
CRI	90+
COLOR QUALITY	2 Step MacAdam Ellipse
DISTRIBUTION	Spot (15°), Narrow Flood (24°) Flood (36°), Wide Flood (60°)
MOUNTING	Surface
FINISH	AWH (Architectural White) ABK (Architectural Black)
DIMMING	DIM10 (0-10V Dimming) DIMTR (Triac dimming)
LIFETIME	L70 at 100,000 Hours
PHOTOMETRIC TESTS	In Accordance with IES LM79-08, LM80 and TM-30, TM-21

WFL: WIDE FLOOD
Candlepower Distribution Curve

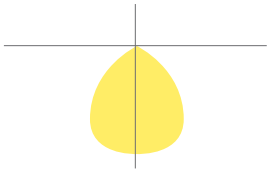

FL: FLOOD
Candlepower Distribution Curve

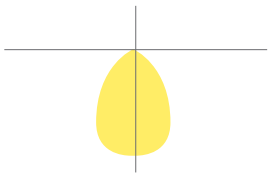

NFL: NARROW FLOOD
Candlepower Distribution Curve

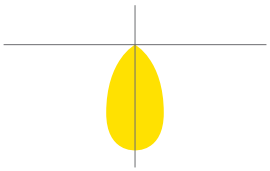

SP: SPOT
Candlepower Distribution Curve

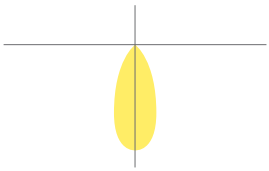

Reference IES files for additional distribution curve information.

c UL us LISTED
PROUDLY ASSEMBLED in AMERICA
QUICKSHIP CONSULT FACTORY
5 YEARS LIMITED WARRANTY

Due to the changes of constant improvement in LED technology, all details are subject to change without notice. Consult factory for up to date information.
DM190702

FPR1-ADJ-LED

Architectural LED Adjustable Cylinder

OPTICS
Polycarbonate reflector conceals light source and delivers low-glare, uniform distribution. Field-changeable optics are available in 15, 24, 36, and 60-degree beam spreads.

MOUNTING
Surface mount.

CONSTRUCTION
Extruded aluminum cylinder housing; aluminum internal heatsink. Surface mount option conceals mounting hardware. Ceiling mounting plate constructed of galvanized steel. Post-painted in white, black, and custom RAL colors.

MOUNTING BRACKET AND SUSPENSION SYSTEM
Fixture includes a mounting bracket for direct installation to 4” octagonal box. When mounted to junction box, luminaire sits flush in the ceiling. Consult factory for custom mounting and stem options.

DIMMING & DRIVER INFORMATION
DIM10 - 0-10V dimming on either MVOLT or 120. Dimmable down to 1% standard.
DIMTR - Triac & Electronic Low Voltage (ELV) dimming, available in 120V.

WARRANTY
Five-year warranty for parts and components. (Labor not included)

LISTING
c-UL-us-Listed

Example: **FPR1-ADJ-LED-1200L-DIM10-MVOLT-WFL-35K-90-BK**

SERIES	LUMENS	DIMMING	VOLTAGE	OPTICS	CCT/CRI	COLOR
FPR1-ADJ-LED	❏ 900L ❏ 1200L ❏ 2000L ❏ 2500L	❏ DIMTR ❏ DIM10	❏ 120 ❏ MVOLT	❏ SP (15°) ❏ NS (24°) ❏ FL (36°) ❏ WFL (60°)	❏ 30K-90 ❏ 35K-90 ❏ 40K-90 ❏ 50K-90	❏ BK(Black) ❏ WH(White) *Custom colors available. Please consult factory*

Due to the changes of constant improvement in LED technology, all details are subject to change without notice. Consult factory for up to date information.

FPR1-ADJ-LED-900L-DIM10-MVOL-FL-35K-90-WH-WH-DL

TEST NO.: **EL011907**

INPUT WATTS: **11.7** LUMENS: **1005** CRI: **90** EFFICACY: **86** CCT: **3500K** SPACING CRITERIA: **0.92**

Candle Power Distribution (Candelas)

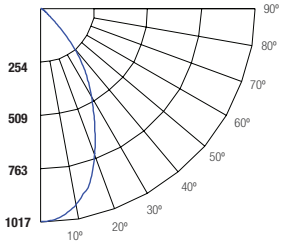

Zonal Lumens Summary

Zone	Lumens	%Lamp	%Fixt
0-20	332.83	N.A.	33.1
0-30	615.23	N.A.	61.2
0-40	850.52	N.A.	84.6
0-60	996.23	N.A.	99.1
0-80	1004.51	N.A.	100
0-90	1004.98	N.A.	100

Luminance (Average candela/M²)

Angle in Degrees	Average 0º	Average 45º	Average 90º
45	18795	26020	24822
55	4381	7255	6614
65	508	1603	3216
75	255	445	466
85	128	821	898

Lumens Per Zone

Zone	Lumens
0-10	93.23
10-20	239.6
20-30	282.4
30-40	235.3
40-50	117.45
50-60	28.25
60-70	7.27
70-80	1.01
80-90	0.47

Candela Tabulation

	0
0	1015.9
5	1002.71
15	884.97
25	613.82
35	377.05
45	118.9
55	22.48
65	1.92
75	0.59
85	0.1
90	0.04

Coefficients of Utilization - Zonal Cavity Method
Effective Floor Cavity Reflectance 0.20

RC	80%				70%				50%			30%			10%			0%
RW	70%	50%	30%	10%	70%	50%	30%	10%	50%	30%	10%	50%	30%	10%	50%	30%	10%	0%
ROOM CAVITY RATIO																		
0	119	119	119	119	116	116	116	116	111	111	111	106	106	106	102	102	102	100
1	113	110	108	105	111	108	106	103	104	102	100	100	99	97	97	96	94	93
2	107	102	97	94	105	100	96	93	97	94	91	94	91	89	91	89	87	85
3	101	94	89	85	99	93	88	84	90	86	82	88	84	81	85	82	80	78
4	95	87	81	77	94	86	81	76	84	79	75	82	78	74	80	76	74	72
5	90	81	75	70	88	80	74	70	78	73	69	77	72	69	75	71	68	66
6	85	76	69	65	84	75	69	64	73	68	64	72	67	63	70	66	63	61
7	80	71	64	60	79	70	64	59	69	63	59	67	62	59	66	62	58	57
8	76	66	60	55	75	65	59	55	64	59	55	63	58	55	62	58	54	53
9	72	62	56	51	71	61	55	51	61	55	51	60	55	51	59	54	51	49
10	69	58	52	48	68	58	52	48	57	52	48	56	51	48	55	51	48	46

RC *- Ceiling Cavity Reflectance* ***RW*** *- Wall Reflectance*

FPR1-ADJ-LED-1200L-DIM10-MVOLT-FL-35K-90-BK

TEST NO.: **EL07142025**

INPUT WATTS: **14.1** LUMENS: **1410** CRI: **90** EFFICACY: **100** CCT: **3500K** SPACING CRITERIA: **0.48**

Candle Power Distribution (Candelas)

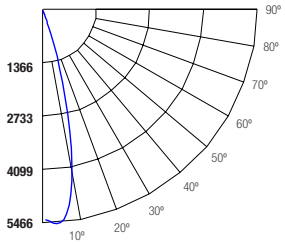

Zonal Lumens Summary

Zone	Lumens	%Lamp	%Fixt
0-20	1215.57	86.2	86.2
0-30	1362.93	96.7	96.7
0-40	1394.28	98.9	98.9
0-60	1409.01	99.9	99.9
0-80	1409.23	100	100
0-90	1409.25	100	100

Luminance (Average candela/M²)

Angle in Degrees	Average 0º	Average 45º	Average 90º
45	6622	6361	7702
55	668	662	913
65	178	121	81
75	93	66	66
85	79	79	79

Lumens Per Zone

Zone	Lumens
0-10	488.89
10-20	726.68
20-30	147.36
30-40	31.35
40-50	12.24
50-60	2.49
60-70	0.16
70-80	0.06
80-90	0.02

Candela Tabulation

	0
0	5090.55
5	5209.01
15	2203.83
25	167.18
35	42.34
45	13.68
55	1.12
65	0.22
75	0.07
85	0.02
90	0.02

Coefficients of Utilization - Zonal Cavity Method
Effective Floor Cavity Reflectance 0.20

RC	80%				70%				50%			30%			10%			0%
RW	70%	50%	30%	10%	70%	50%	30%	10%	50%	30%	10%	50%	30%	10%	50%	30%	10%	0%
ROOM CAVITY RATIO																		
0	119	119	119	119	116	116	116	116	111	111	111	106	106	106	102	102	102	100
1	115	113	111	110	113	111	109	108	107	106	104	103	102	101	100	99	98	97
2	111	108	105	103	109	106	104	102	103	101	99	100	99	97	98	96	95	94
3	108	104	100	97	106	102	99	97	100	97	95	98	95	94	95	94	92	91
4	105	100	96	93	103	99	95	92	97	94	91	95	92	90	93	91	89	88
5	102	96	92	89	101	95	92	89	94	91	88	92	90	88	91	89	87	86
6	99	93	89	86	98	92	89	86	91	88	85	90	87	85	89	86	84	83
7	96	90	86	83	95	90	86	83	89	85	83	88	85	82	87	84	82	81
8	94	88	84	81	93	87	83	81	86	83	80	85	82	80	85	82	80	79
9	92	85	81	79	91	85	81	78	84	81	78	83	80	78	83	80	78	77
10	89	83	79	76	89	83	79	76	82	79	76	81	78	76	81	78	76	75

RC *- Ceiling Cavity Reflectance* ***RW*** *- Wall Reflectance*

FPR1-ADJ-LED-2000L-DIM10-MVOLT-FL-35K-90-BK

TEST NO.: **EL05082054**

INPUT WATTS: **17.6** LUMENS: **1917** CRI: **90** EFFICACY: **109** CCT: **3500K** SPACING CRITERIA: **0.54**

Candle Power Distribution (Candelas)

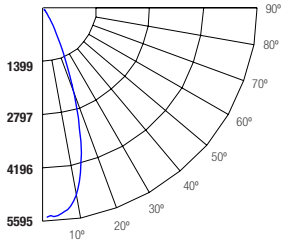

Zonal Lumens Summary

Zone	Lumens	%Lamp	%Fixt
0-20	1360.43	71	71
0-30	1768.54	92.3	92.3
0-40	1879.6	98.1	98.1
0-60	1915.21	99.9	99.9
0-80	1915.54	99.9	99.9
0-90	1915.56	99.9	99.9

Luminance (Average candela/M²)

Angle in Degrees	Average 0º	Average 45º	Average 90º
45	13100	22288	32444
55	2196	4178	4637
65	178	162	146
75	159	159	132
85	79	79	79

Lumens Per Zone

Zone	Lumens
0-10	485.74
10-20	874.68
20-30	408.12
30-40	111.05
40-50	31.09
50-60	4.53
60-70	0.22
70-80	0.1
80-90	0.02

Candela Tabulation

	0
0	5538.73
5	5356.49
15	3487.8
25	893.38
35	141.43
45	27.06
55	3.68
65	0.22
75	0.12
85	0.02
90	0.02

Coefficients of Utilization - Zonal Cavity Method
Effective Floor Cavity Reflectance 0.20

RC	80%				70%				50%			30%			10%			0%
RW	70%	50%	30%	10%	70%	50%	30%	10%	50%	30%	10%	50%	30%	10%	50%	30%	10%	0%
ROOM CAVITY RATIO																		
0	119	119	119	119	116	116	116	116	111	111	111	106	106	106	102	102	102	100
1	115	112	110	109	112	110	108	107	106	105	104	103	101	100	99	98	98	96
2	110	107	103	101	108	105	102	100	102	99	97	99	97	95	96	95	93	92
3	107	101	98	94	105	100	97	94	98	95	92	95	93	91	93	91	89	88
4	103	97	93	89	101	96	92	89	94	90	88	92	89	87	90	88	86	85
5	99	93	88	85	98	92	88	85	90	87	84	89	86	83	87	85	82	81
6	96	89	84	81	95	88	84	81	87	83	80	86	82	80	84	82	79	78
7	93	86	81	78	91	85	81	77	84	80	77	83	79	77	82	79	76	75
8	90	82	78	75	89	82	77	74	81	77	74	80	76	74	79	76	74	73
9	87	79	75	72	86	79	75	72	78	74	71	77	74	71	77	73	71	70
10	84	77	72	69	83	76	72	69	76	72	69	75	71	69	74	71	69	68

RC *- Ceiling Cavity Reflectance* ***RW*** *- Wall Reflectance*

Due to the changes of constant improvement in LED technology, all details are subject to change without notice. Consult factory for up to date information.