fusion LIGHTING
By Elite Lighting

FI-L-ADJ1-LED-8

Low Voltage Adjustable LED Track Light



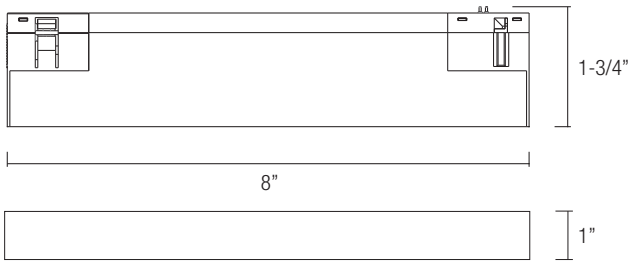

FEATURES

The Infinity DC48V adjustable track light is sleek, compact and versatile. With an inner tilt angle of 90-degrees, and outer tilt angle of 40-degrees, it can serve as a wall wash or downlight, and is supplied with a non-glare acrylic lens. It utilizes a friction-based movement system that allows the user to simply click it into place on a surface, recess or suspended track system. Once inserted, it can be moved anywhere along the track and locked into position without the use of tools. The flexibility of this luminaire makes it the ideal choice for art galleries, museums, retail, corporate offices and high-end residential spaces.

LUMENS	400
CCT	30K, 40K, 50K
CRI	90+
COLOR QUALITY	2 Step MacAdam Ellipse
DISTRIBUTIONS	Very Wide Flood 50°
FINISH	WH (White), BK (Black)
DIMMING	DIM10 (0-10V Dimming) DIMTR (triac dimming)
LIFETIME	L70 at 50,000 Hours
PHOTOMETRIC TESTS	In Accordance with IES LM79-08, LM80 and TM-30, TM-21

NOMINAL LUMENS	DELIVERED LUMENS	WATTAGE
400	413	7.9 W

VWFL: VERY WIDE FLOOD

Candlepower Distribution Curve

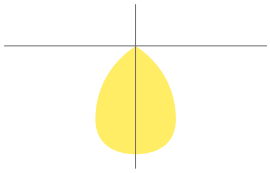

Reference IES files for additional distribution curve information.

Intertek

RoHS

Due to the changes of constant improvement in LED technology, all details are subject to change without notice. Consult factory for up to date information.

DM20190712

FI-L-ADJ1-LED-8

Low Voltage Adjustable LED Track Light

LED MODULE PERFORMANCE

Available in 3000K, 4000K and 5000K

High color rendering of 90+ CRI and guaranteed color consistency within a 2 step MacAdams Ellipse.

Guaranteed lumen maintenance of 70% at 50,000 hrs and tested to LM-79 and LM-80 standards by an independent laboratory.

Track heads available in a variety of delivered lumen options based on series: 400L.

DIMMING INFORMATION

Multiple dimming options available, with smooth dimming down to 1% of full light

Our LED drivers are rated for 50-60Hz at 120-277V input and produce less than 20% THD, and a power factor between 90% and 100%

WARRANTY

Five years limited warranty and a minimum 50,000 hours performance at L70.

FINISH

Track is available in white and black

HOUSING

All tracks are design using a proprietary coolLED Advanced Thermodynamic Design. Heat management systems are engineered for extremely long life and service period.

Electronic constant current LED driver compatible with TRIAC (forward-phase or leading-edge) and input 120V. Protections : output open load, over-current and short-circuit (hiccup), and over-temperature with auto recovery.

Tracks are shipped standard to be compatible with 1 Circuit and 2 Circuit type H track. It is also available for 2 Circuit 2 Neutral 120V Track.

Track heads use a friction-based movement system that allows you to adjust and re-adjust track head positioning to deliver light where your need it most. Once the angles have been set each track light will stay in place until re-adjusted for the next display.

Example: **FI-L-ADJ1-LED-8-400L-VWFL-30K-90-DIM10-WH**

SERIES	LUMENS	DISTRIBUTION	CCT	DIMMING	FINISH	TRACK SYSTEM
FI-L-ADJ1-LED-8	❑ 400L	❑VWFL = 50°	❑ 30K-90 ❑ 40K-90 ❑ 50K-90	❑ DIM10 - 0-10V Dimming ❑ DIMTR - Triac Dimming	❑ WH (White) ❑ BK (Black)	See next page for options

Due to the changes of constant improvement in LED technology, all details are subject to change without notice. Consult factory for up to date information.

FI-L-ADJ1-LED-8

Low Voltage Adjustable LED Track Light

WH - WHITE, **BK -** BLACK



FI-RT-2-WH, FI-RT-2-BK - 2FT RECESSED TRACK
FI-RT-4-WH, FI-RT-4-BK - 4FT RECESSED TRACK
FI-RT-8-WH, FI-RT-8-BK - 8FT RECESSED TRACK

WH - WHITE, **BK -** BLACK



FI-ST-2-WH, FI-RT-2-BK - 2FT SURFACE TRACK
FI-ST-4-WH, FI-RT-4-BK - 4FT SURFACE TRACK
FI-ST-8-WH, FI-RT-8-BK - 8FT SURFACE TRACK



FI-RT-A-1-L - RECESSED "L" TRACK CONNECTOR

FI-RT-A1-WTWI - RECESSED "L" CONNECTOR WALL TO WALL IN-INSTALLATION

FI-RT-A1-WTWO - RECESSED "L" TRACK CONNECTOR WALL TO WALL OUT-INSTALLATION



FI-ST-A-1-L - SURFACE "L" TRACK CONNECTOR

FI-ST-A1-WTWI - SURFACE "L" CONNECTOR WALL TO WALL IN-INSTALLATION

FI-ST-A1-WTWO - SURFACE "L" TRACK CONNECTOR WALL TO WALL OUT-INSTALLATION

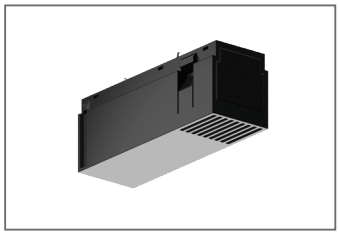

FI-RT-A6-C1 - DC48V LIVE END FOR TRACK WITHOUT CABLE



FI-ST-A3-LE - SURFACE DC48V LIVE END 59" LENGTH CABLE



FI-RT-A6-C2 - DC48V CONNECTOR FOR TACK



FI-RST-2-A4-C - TRACK COVER FOR T-600A&B RECESSED & SURFACE 3FT BULK PACKAGE

FI-RST-4-A4-C - TRACK COVER FOR T-600A&B RECESSED & SURFACE 6FT BULK PACKAGE

FI-RST-8-A4-C - TRACK COVER FOR T-600A&B RECESSED & SURFACE 9FT BULK PACKAGE



FI-RST-A5-EC- END CAP FOR T-600A&B RECESSED & SURFACE

Due to the changes of constant improvement in LED technology, all details are subject to change without notice. Consult factory for up to date information.

FI-L-ADJ1-LED-8

Low Voltage Adjustable LED Track Light

FI-L1-LED-8-400L-30K-90 TEST NO.: **EL05071926**

INPUT WATTS: **7.9** LUMENS: **413** CRI: **90** EFFICACY: **52** CCT: **3000K** SPACING CRITERIA: **1.34**

Candle Power Distribution (Candelas)

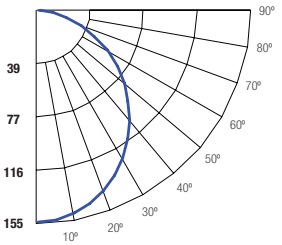

Cone of Light		
4.0	0.54 fc	45.9 ft
8.0	0.13 fc	91.7 ft
12.0	0.06 fc	137.6 ft
16.0	0.03 fc	183.4 ft
20.0	0.02 fc	229.3 ft
24.0	0.01 fc	275.1 ft
Distance to Plane	Initial Footcandle at Nadir	Beam diameter

BEAM DIA. MEASURED AT 50% OF NADIR F.C.

Zonal Lumens Summary

Zone	Lumens	%Lamp	%Fixt
0-20	56.04	13.60	13.60
0-30	117.85	28.50	28.50
0-40	190.79	46.20	46.10
0-60	329.90	79.90	79.80
0-80	405.09	98.10	98.00
0-90	413.44	100.10	100.00

Luminance (Average candela/M^2)

Angle in Degrees	Average 0º	Average 45º	Average 90º
45	35538	34606	35397
55	33429	31990	33185
65	29237	28308	29473
75	22343	21658	26737
85	6200	21192	27793

Lumens Per Zone

Zone	Lumens
0-10	14.60
10-20	41.43
20-30	61.81
30-40	72.94
40-50	73.82
50-60	65.28
60-70	48.09
70-80	27.11
80-90	8.35

Candela Tabulation

	0
0	154.68
5	153.59
15	145.93
25	132.66
35	114.86
45	93.47
55	71.32
65	45.96
75	21.51
85	2.01
90	0.21

Coefficients of Utilization - Zonal Cavity Method

Effective Floor Cavity Reflectance 0.20

RC		80%				70%				50%			30%			10%			0%
RW		70%	50%	30%	10%	70%	50%	30%	10%	50%	30%	10%	50%	30%	10%	50%	30%	10%	0%
ROOM CAVITY RATIO	0	119	119	119	119	116	116	116	116	111	111	111	106	106	106	102	102	102	100
	1	109	104	100	96	106	102	98	95	98	94	92	94	91	89	90	88	86	84
	2	99	91	84	78	97	89	83	78	86	80	76	82	78	74	79	76	72	70
	3	91	80	72	65	88	78	71	65	75	69	64	73	67	63	70	65	61	59
	4	83	71	62	56	81	70	62	55	67	60	54	65	59	54	63	57	53	51
	5	76	64	55	48	74	62	54	48	60	53	47	58	52	47	56	51	46	44
	6	71	57	48	42	69	56	48	42	55	47	41	53	46	41	51	45	41	39
	7	65	52	43	37	64	51	43	37	50	42	37	48	41	36	47	41	36	34
	8	61	47	39	33	59	47	39	33	45	38	33	44	38	33	43	37	32	31
	9	57	44	35	30	56	43	35	30	42	35	30	41	34	29	40	34	29	28
	10	53	40	32	27	52	40	32	27	39	32	27	38	31	27	37	31	27	25

RC *- Ceiling Cavity Reflectance* ***RW*** *- Wall Reflectance*

Due to the changes of constant improvement in LED technology, all details are subject to change without notice. Consult factory for up to date information.