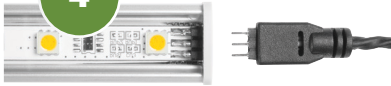


ACCESSORIES




2

EUM-LED-ACC-2
MOUNTING CLIP TYPICAL
INSTALLATION



4

EUM-LED-ACC-4
EXTENSION COUPLER TYPICAL
INSTALLATION



1









EUM-LED-ACC-1
INTERNAL CONNECTOR TYPICAL
INSTALLATION



3

EUM-LED-ACC-3
MOUNTING CLIP TYPICAL
INSTALLATION

The life of LED lighting is much longer than incandescent bulbs and significantly longer than fluorescent. The LED s used in LED Link are rated to 50,000 hours. By comparison, incandescent lamps are rated for about 2,000 hours and fluorescent lamps are rated for about 20,000 hours. 24-hour operation for 6 years will require incandescent lamps to be replaced 26 times. Fluorescent lamps will have been replaced twice. LED Link will continue to operate maintenance free during those years.

| | | | |
|--|--|---|---|
|  <p>Seamless Inter-Connector</p> |  <p>Connects LED-LINK to Plug-in Driver</p> |  <p>Connects Hard Wire Driver to LED-Link</p> |  <p>Extension Coupler</p> |
| <p>EUM-LED-ACC-1 (Joins Two pieces of LED -LINKS & adds Zero length)</p> | <p>EUM-LED-ACC-7 (14" Power Extension) EUM-LED-ACC-8 (24" Power Extension)</p> | <p>EUM-LED-HW-12 (12" Connector) EUM-LED-HW-24 (24" Connector) EUM-LED-HW-72 (72" Connector)</p> | <p>Allows for space between LED -LINKS EUM-LED-ACC-4 (12" Extension) EUM-LED-ACC-5 (24" Extension) EUM-LED-ACC-6 (48" Extension) EUM-LED-ACC-9 (2" Extension) EUM-LED-ACC-10 (6" Extension)</p> |
|  <p>Extended Cord Plug-In Driver</p> |  <p>Plug In Driver</p> |  <p>Mounting Clip</p> |  <p>Mounting Clip</p> |
| <p>EUM-LED-DRIVER-65W-24V (65W max Extended Power Cord Driver)</p> | <p>EUM-LED-DRIVER-30W-24V (Plug In Driver 30W max)</p> | <p>EUM-LED-ACC-3 (For Mounting LED -LINKS at 55° in a Corner)</p> | <p>EUM-LED-ACC-2 (For Flat Surfaces)</p> |

LED

EUM

EUM-LED GREAT PERFORMANCE SLIM PROFILE