

ET212 - GIMBAL RING

LAMP

50W PAR20 OR **LED-PAR20**

DIMENSIONS

(D) Diameter 2-3/4"

(L) Length 3-5/8"

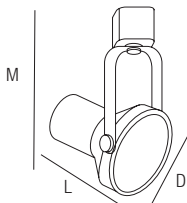
(M) Max. Extension 7-1/4"

FINISH

WH - White

BK - Black

SN - Satin Nickel



ET213 - GIMBAL RING

LAMP

75W PAR30 OR **LED-PAR30**

DIMENSIONS

(D) Diameter 4-5/8"

(L) Length 4"


(M) Max. Extension 8-3/4"

FINISH

WH - White

BK - Black

SN - Satin Nickel



ACCESSORIES FOR: ET212, ET213, ET214

ET141 - BARN DOOR (For ET214 - Gimbal Ring)

LAMP: PAR38

DIMENSIONS: Diameter: 5-3/4"

FINISH: WH - White BK - Black

ET142 - BARN DOOR (For ET213 - Gimbal Ring)

LAMP: PAR30

DIMENSIONS: Diameter: 4-5/8"

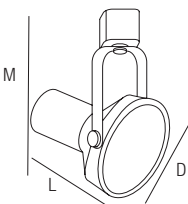
FINISH: WH - White BK - Black

ET143 - BARN DOOR (For ET212 - Gimbal Ring)

LAMP: PAR20

DIMENSIONS: Diameter: 2-3/4"

FINISH: WH - White BK - Black



ET214 - GIMBAL RING

LAMP

150W PAR38 OR **LED-PAR38**

DIMENSIONS

(D) Diameter 5-3/4"

(L) Length 4"

(M) Max. Extension 9-3/4"

FINISH

WH - White

BK - Black

SN - Satin Nickel