

# ELX-622

## HAZARDOUS LOCATION EXIT SIGN

Catalog Number:

Project Name:

Note:

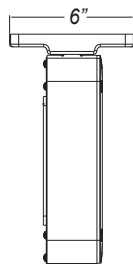
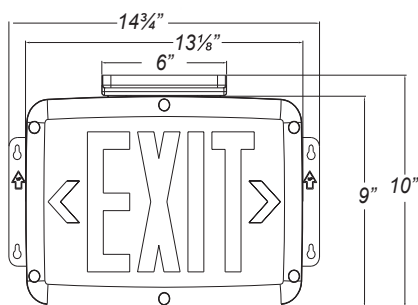
Type:



ALL  
LED

### OPTIONS

- SDT: Self-diagnostic feature performs monthly, biannual, and annual tests to ensure reliable operation and meets electrical and life safety codes.
- 2C-120V/2C-277V: Voltage-specific dual circuit option on the AC-only unit enables it to be connected to two different supplies at the same time.
- TP: Tamper-proof hardware helps discourage unauthorized access to the unit.



### MOUNTING

- Universal knockout pattern on back provided with gasket for watertight seal for back mount.
- Polycarbonate mounting canopy included for top or end mount.

### ELECTRICAL

- Dual 120/277 voltage.
- Unique bi-color LED indicator light alerts occupant on battery condition (Green-normal, Red-check-battery).
- Charge rate/power "ON" LED indicator Light and magnetic test switch for mandated code compliance testing.
- 4.8V long-life, maintenance-free, rechargeable NiCd battery (EM models only).
- Internal solid-state transfer switch automatically connects the internal battery to LED board for minimum 90-minute emergency illumination.
- Fully automatic solid-state, two-rate charger initiates battery charging to recharge a discharged battery in 24 hours.

### HOUSING

- Housing is fiberglass reinforced polycarbonate construction in gray finish.
- Corrosion-resistant enclosure with one piece, high-impact resistant, UV stabilized polycarbonate lens and molded gasket with stainless steel screws.
- Knockout's provided for conduit feed applications.
- EZ snap-out Chevron directional indicators.

### WARRANTY / LISTING

- Five year warranty on all electronics and housing. Batteries prorated for five years.
- Meets UL924, NFPA101 Life Safety Code, NEC, OSHA, Local and State Codes.
- IP66 rated for Ingress protection.
- Rated for Class 1, Division 2. Groups A,B,C, & D.
- Certified to CEC under Title 20 Regulations.
- UL listed for wet locations (-20°C – 50°C).

### ILLUMINATION


- Ultra bright, energy efficient, long life Red or Green LEDs.

ELX-622-ITEM SELECTOR: (Please check the boxes below for the option desired)

LETTER COLOR	HOUSING COLOR	No of FACES	BATTERY	OPTIONS
R - Red	G - Gray	1 - Single	(blank) - AC/Only	SDT - Self-Diagnostics <sup>1</sup>
G - Green		2 - Double	EM - NiCd Battery	2C-120 - Dual Circuit 120V Input <sup>2</sup>
				2C-277 - Dual Circuit 277V Input <sup>2</sup>
				TP - Tamper-proof

<sup>1</sup> Available only with EM units. <sup>2</sup> Available only with AC units.

#### STANDARD



#### OPTIONAL



SPECIFIED:  
ELX-622

LETTER COLOR - HOUSING COLOR - No of FACES - BATTERY - OPTIONS



Submittal form is available @ [www.maxilume.com](http://www.maxilume.com)  
Tel: 323-888-1973 \* Fax: 323-8881977

Specifications and Dimensions  
subject to change without notice.