

Triac-Phase Cut/Triac ELV/0-10V/1-10V PWM/Potentiometer (5 in 1) Dimmable

0-10V/1-10V/Potentiometer/10V PWM (4 in 1) CCT Dimming

Output: Constant Voltage

Range: Primary voltage - universal (100-277V)

Efficiency: Up to 80.5%

Protections: Short circuit/ Over load/ Over Temperature

Dimming Function: Phase Dimming: works with forward phase, MLV and reverse phase, ELV TRIAC dimmers

0-10V Dimming: 0-10V/1-10V/Potentiometer/10V PWM 4 in 1

Dimming Range: Dimming range down to 0.1% on 0-10V, 1-10V and 10V PWM in 120-277Vac

Frequency Range: 50 - 60Hz

Working TEMP: -40°C to +60°C / -40°F to 140°F

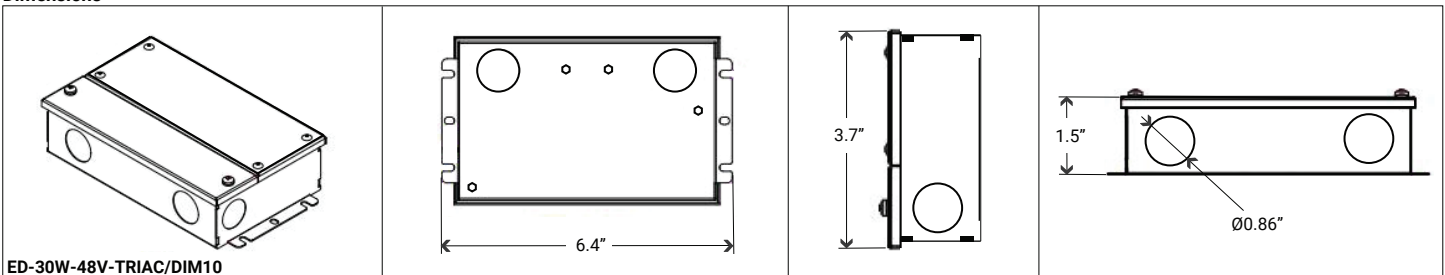
Mounting: Vertical or horizontal surface mount

Warranty: 5 years Warranty

PN: ED-30W-48V-TRIAC/DIM10

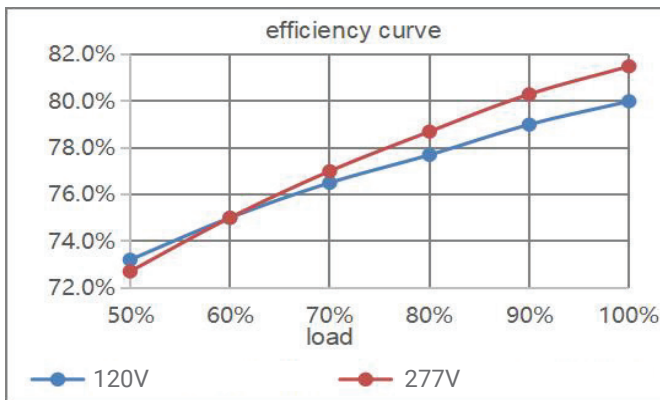
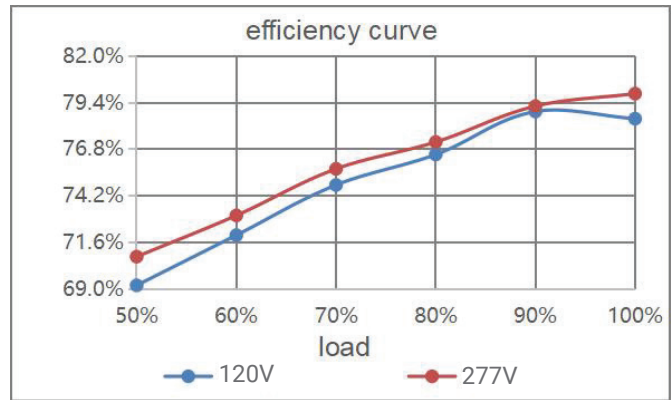
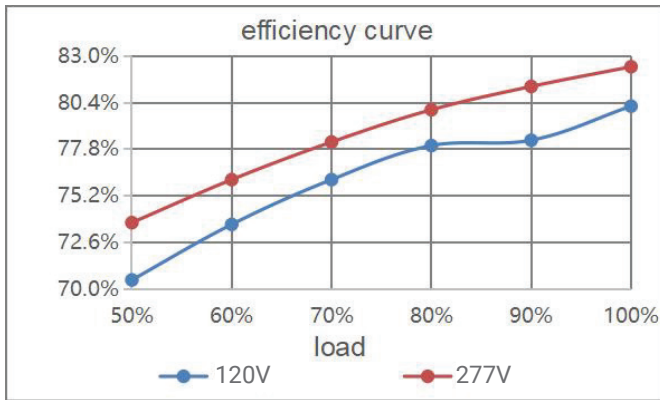
Model	Input Voltage	Output Voltage	Wattage	Rated Current	Location	Certificate
ED-30W-48V-TRIAC/DIM10	100-277VAC	48V	30W	0.63A	Dry, Damp & Wet Locations	FCC, cULus, Class 2, RoHS

Dimensions

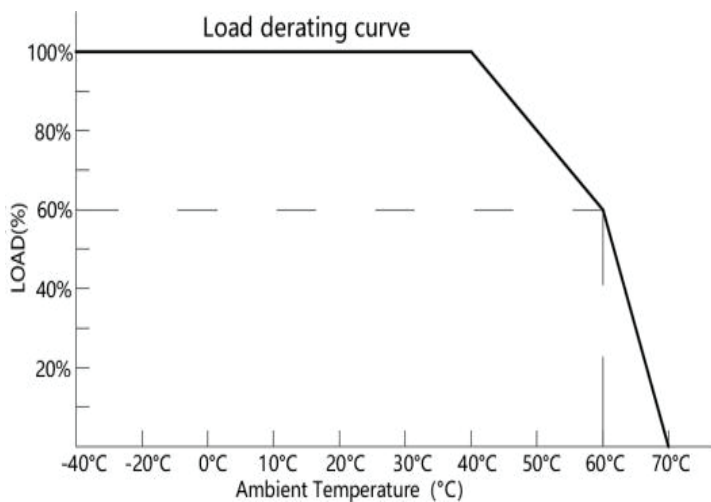


Model		ED-30W-48V-TRIAC/DIM10	
Certificate		UL / cUL / FCC / Class 2 / RoHS	
Output	DC Voltage	48V	
	Voltage Tolerance	±0.5V	
	Voltage Regulation	±0.5%	
	Rated current	0.63A	
	Rated power	30W	
	Load Regulation	±1%	
Input	Voltage Range	100-277VAC	
	Frequency Range	50 - 60Hz	
	Power Factor (Typ.) @ full load	0.99@120VAC 0.95@277VAC	
	THD(Typ.) @ full load	<20%@120VAC & 277VAC	
	Efficiency(Typ.) @ full load	78.5%@120VAC 80.5%@277VAC	
	AC Current (Max.)	0.5A@100VAC	
	Inrush Current (Typ.)	8.16A,172us@50%120VAC	
	Leakage current	<0.5mA	
Protection	Short Circuit	Shut down o/p voltage, re-power on to recover after fault condition removed	
	Over Load	≤120% shut down o/p voltage, re-power on to recover after fault condition removed	
	Over temperature	Shell surface temp.100°C±10°C shut down o/p voltage, automatically recover after cooling	
Environment	Working TEMP.	-40~+60°C (see derating curve)	
	Working Humidity	20 - 95%RH non-condensing	
	Storage TEM.,Humidity	-40 - +80°C,10 - 95% RH non-condensing	
	TEMP.coefficient	±0.03%/°C(0 - 50°C)	
	Vibration	10~500Hz, 5G 12min./1 cycle, period for 72min. each along X,Y,Z axes	
Safety & EMC	Safety standards	UL8750 CAN/CSA-C22.2 No.250.13	
	Withstand voltage	I/P-O/P: 1.8KVAC I/P-FG: 1.8KVAC O/P-FG1.8KVAC	
	Isolation resistance	I/P-O/P: 100MΩ/ 500VDC/ 25°C/ 70% RH	
	EMC Emission	FCC 47 CFR Part 15 ,Subpart B	
Others	Net Weight	0.93Kg	0.92Kg
	Dimension	165*95.4*43.8mm(L*W*H)	
Notes	1. All parameters NOT specially mentioned are measured at 120VAC input, rated load and 25°C of ambient temperature. 2. Tolerance: includes set up tolerance and load regulation .		

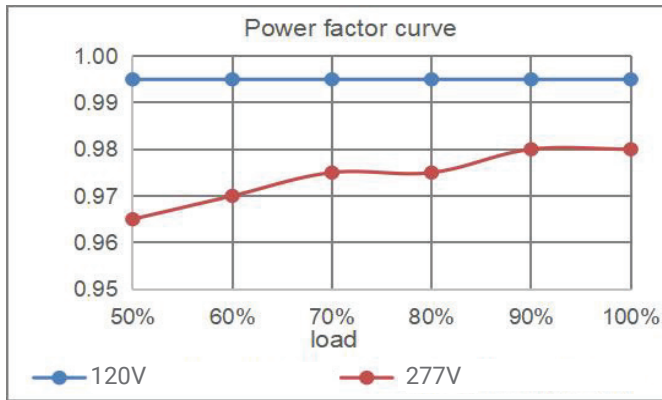
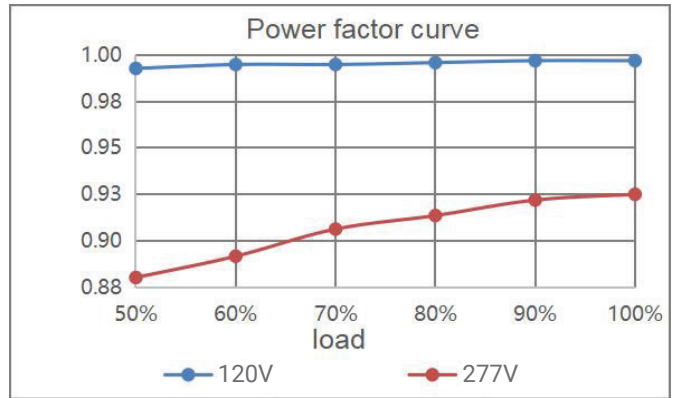
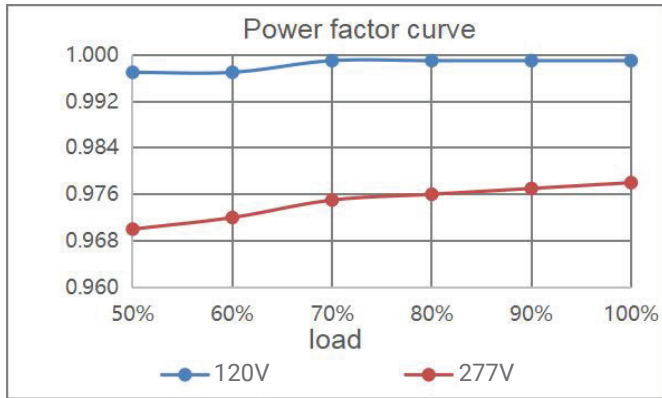
Efficiency Curve (efficiency vs output load)



Derating Curve (output load vs TEMP.)

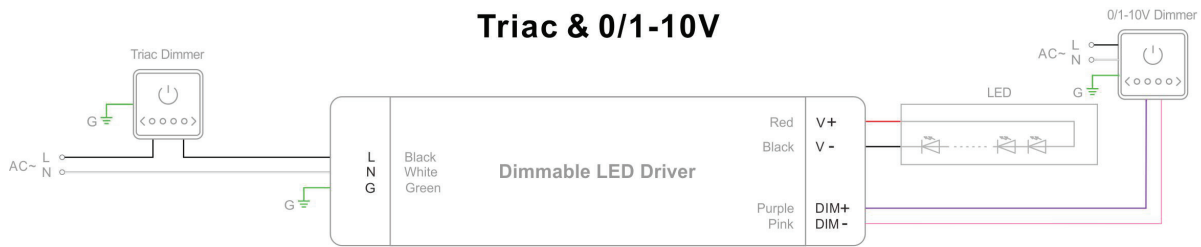


Power factor curve



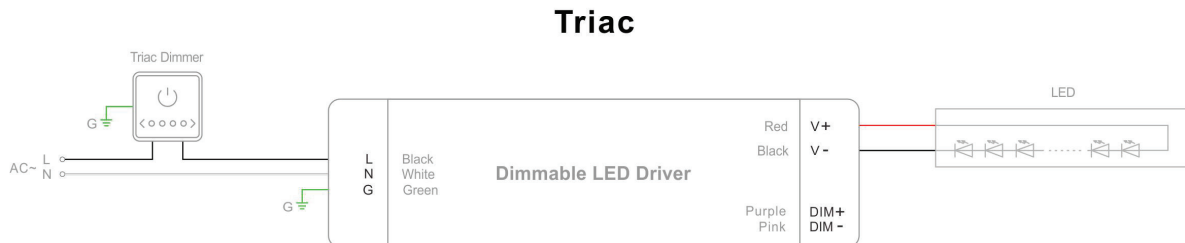
Dimming Operation and Connecting Diagram

- Using two ways of dimming at the same time, you must be assured that LED lighting is up to the max. Brightness then you could operate with the other dimming;

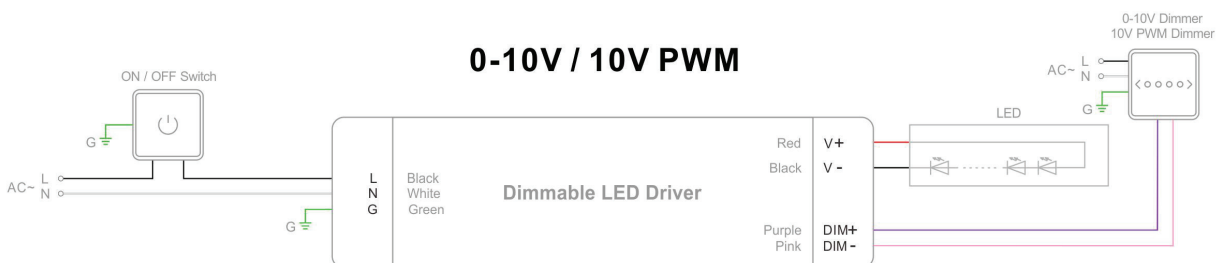


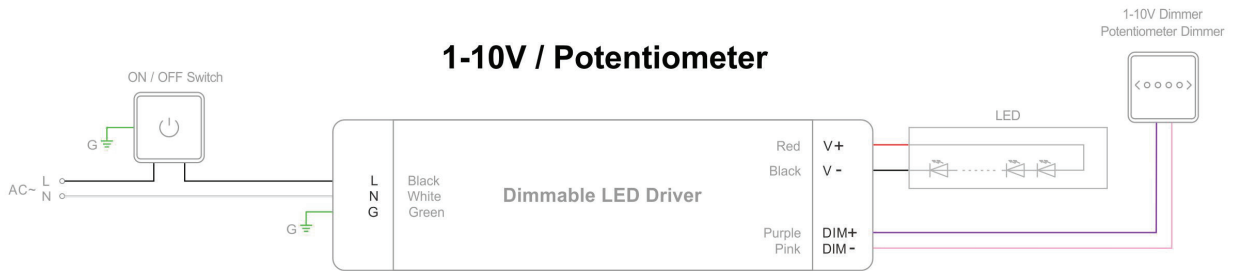
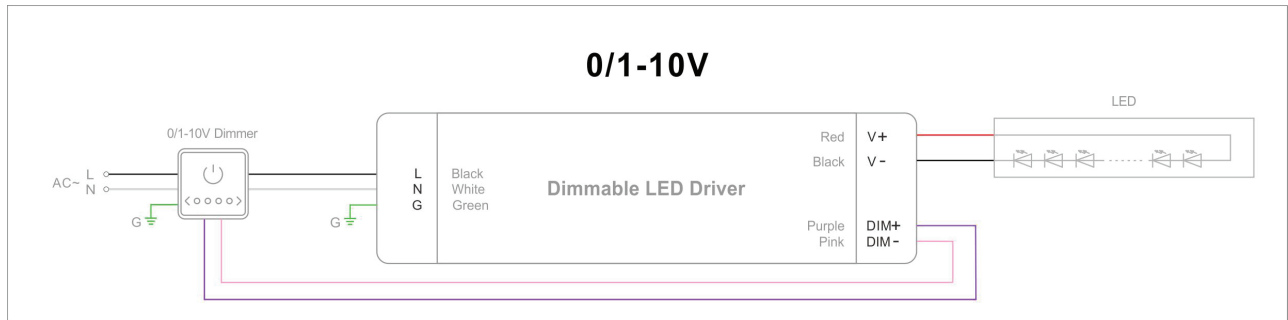
- Using one dimming ---TRIAC/Phase cut dimming**

- The Pulse-Width Modulation (PWM) of output voltage can be adjusted through input terminal of the AC phase line(L) by connection a phase /Triac dimmer or lighting system.
- Working with Forward phase, MLV and Reverse phase , ELV, TRIAC dimmers or light system.
- Min. loading is about 10%.
- Please try to use dimmers with power at least 1.5 times as the output power of the driver.



- Using one dimming ---0-10/ 1-10V/ 10V PWM/ Potentiometer dimming**





Instruction

1. This driver should be installed by qualified and professional person.
2. Please make sure the driver is installed with adequate ventilation around it to allow for heat dissipation.
3. Ensure that wiring is correct before test in order to avoid light and power supply damage.
4. If driver Cannot work normally, don't maintain privately.