

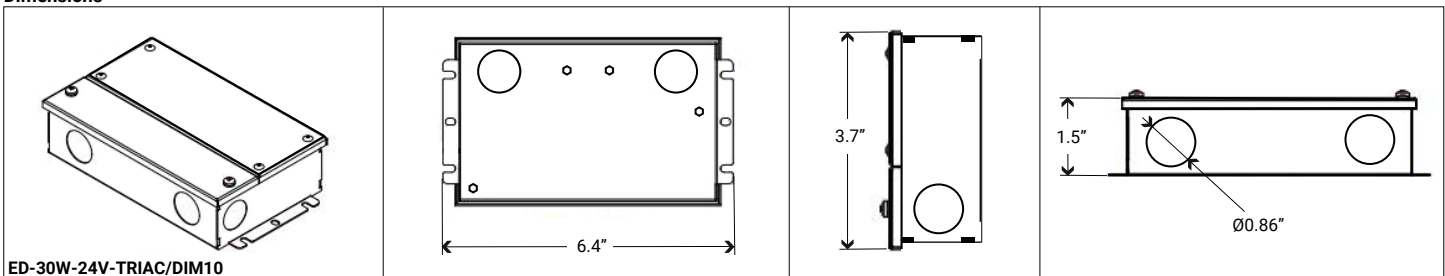
Triac-Phase Cut/Triac ELV/0-10V/1-10V PWM/Potentiometer (5 in 1) Dimmable

- 1- Phasedimming: works with forward phase/ leading edge, MLV and Reverse phase/ trailing edge, ELV, TRIAC dimmers in 120Vac.
- 2- Vertical or horizontal surface mount.
- 3- Dimming ranged down to 0.1% on 0-10V, 1-10V and 10VPWM in 120-277Vac.
- 4- Primary voltage - universal (110-277V).
- 5- Short Circuit Protection, Over Loading Protection, Over Temperature Protection.

PN: ED-30W-24V-TRIAC/DIM10

Model	Input Voltage	Output Voltage	Wattage	Max. Output current	Frequency	Location	Certificate
ED-30W-24V-TRIAC/DIM10	100-277VAC	24V	30W	1.25A	50/60Hz	Dry, Damp, and Wet locations	UL, cUL, FCC, Class 2, RoHS

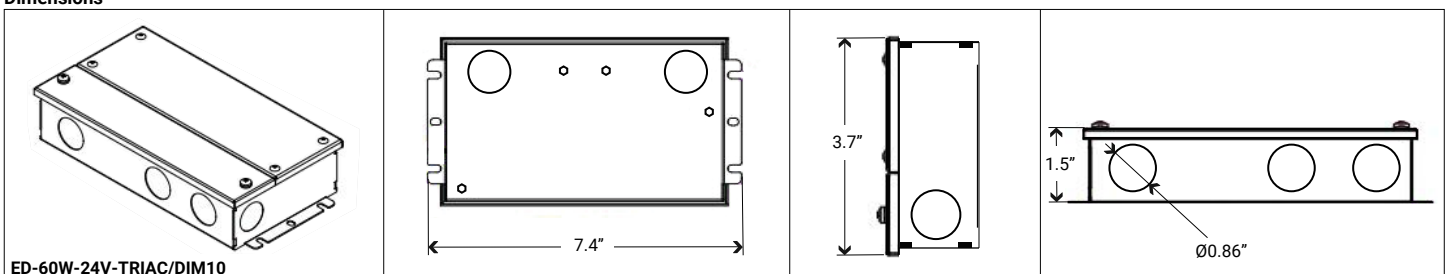
Dimensions



PN: ED-60W-24V-TRIAC/DIM10

Model	Input Voltage	Output Voltage	Wattage	Max. Output current	Frequency	Location	Certificate
ED-60W-24V-TRIAC/DIM10	100-277VAC	24V	60W	2.5A	50/60Hz	Dry, Damp, and Wet locations	UL, cUL, FCC, Class 2, RoHS

Dimensions

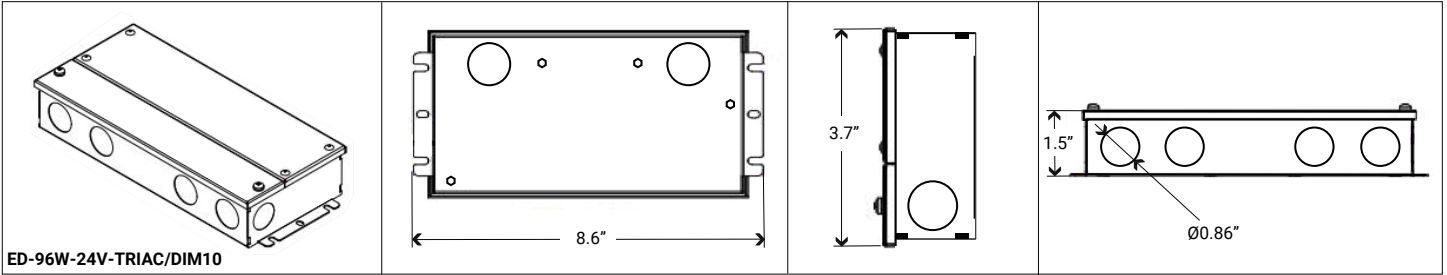


Triac-Phase Cut/Triac ELV/0-10V/1-10V PWM/Potentiometer (5 in 1) Dimmable

PN: ED-96W-24V-TRIAC/DIM10

Model	Input Voltage	Output Voltage	Wattage	Max. Output current	Frequency	Location	Certificate
ED-96W-24V-TRIAC/DIM10	100-277VAC	24V	96W	4A	50/60Hz	Dry, Damp, and Wet locations	UL, cUL, FCC, Class 2, RoHS

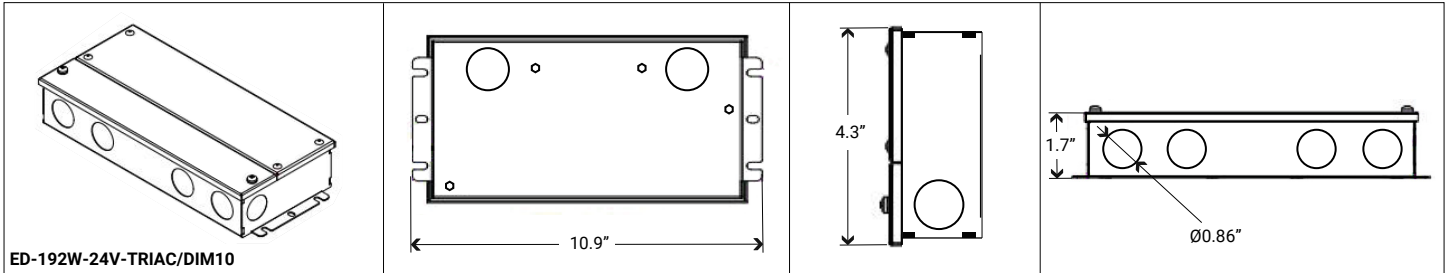
Dimensions



PN: ED-192W-24V-TRIAC/DIM10

Model	Input Voltage	Output Voltage	Wattage	Max. Output current	Frequency	Location	Certificate
ED-192W-24V-TRIAC/DIM10	100-277VAC	24V	192W	Multi 2X96W	50/60Hz	Dry, Damp, and Wet locations	UL, cUL, FCC, Class 2, RoHS

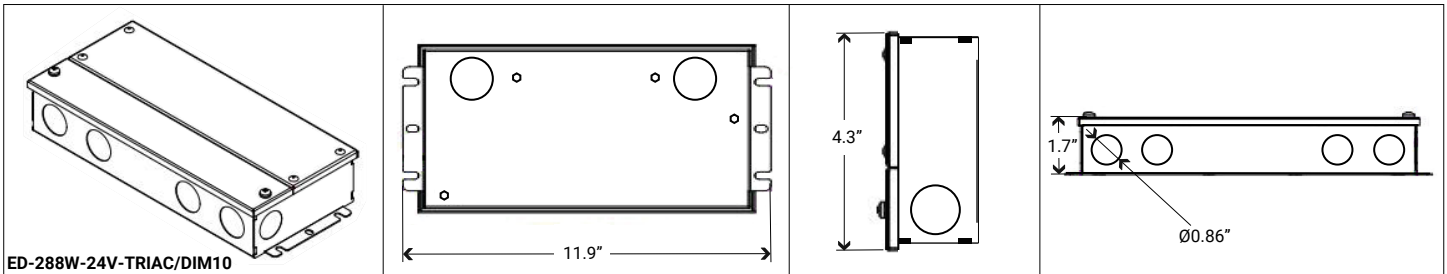
Dimensions



PN: ED-288W-24V-TRIAC/DIM10

Model	Input Voltage	Output Voltage	Wattage	Max. Output current	Frequency	Location	Certificate
ED-288W-24V-TRIAC/DIM10	100-277VAC	24V	288W	Multi 3X96W	50/60Hz	Dry, Damp, and Wet locations	UL, cUL, FCC, Class 2, RoHS

Dimensions

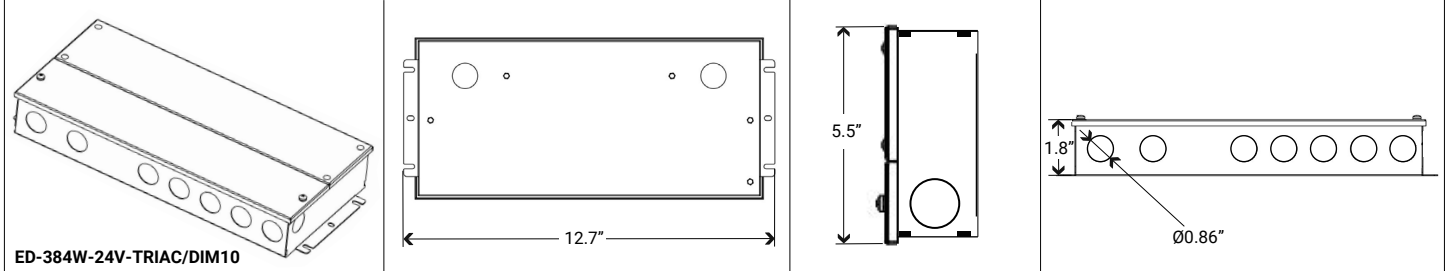


Triac-Phase Cut/Triac ELV/0-10V/1-10V PWM/Potentiometer (5 in 1) Dimmable

PN: ED-384W-24V-TRIAC/DIM10

Model	Input Voltage	Output Voltage	Wattage	Max. Output current	Frequency	Location	Certificate
ED-384W-24V-TRIAC/DIM10	110-277VAC	24V	384W	Multi 4X96W	50/60Hz	Dry, Damp, and Wet locations	UL, cUL, Class 2, RoHS

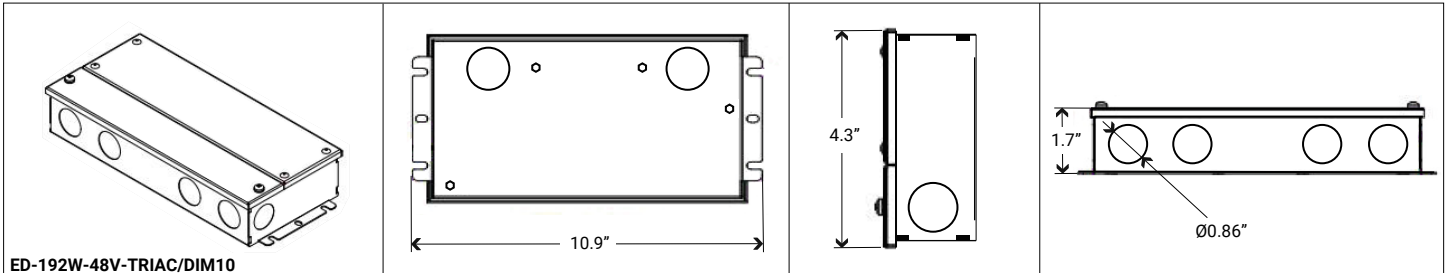
Dimensions



PN: ED-192W-48V-TRIAC/DIM10

Model	Input Voltage	Output Voltage	Wattage	Max. Output current	Frequency	Location	Certificate
ED-192W-48V-TRIAC/DIM10	100-277VAC	48V	192W	Multi 2X96W	50/60Hz	Dry, and Damp locations	UL, cUL, Class 2, RoHS

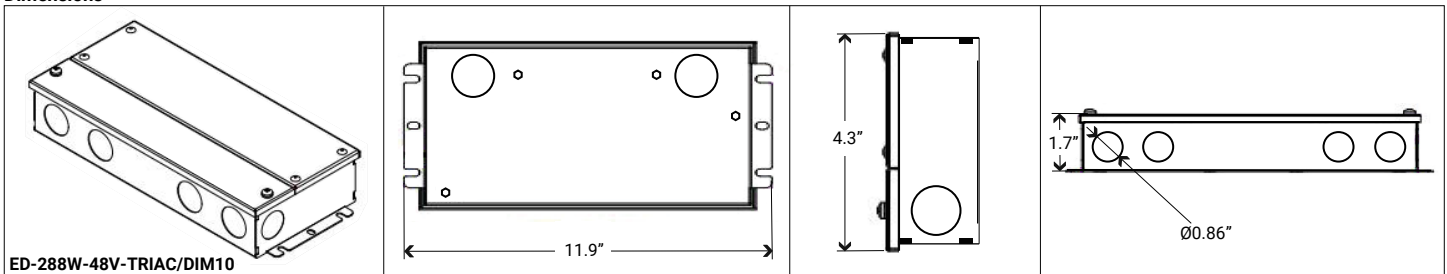
Dimensions



PN: ED-288W-48V-TRIAC/DIM10

Model	Input Voltage	Output Voltage	Wattage	Max. Output current	Frequency	Location	Certificate
ED-288W-48V-TRIAC/DIM10	100-277VAC	48V	288W	Multi 3X96W	50/60Hz	Dry, and Damp locations	UL, cUL, Class 2, RoHS

Dimensions

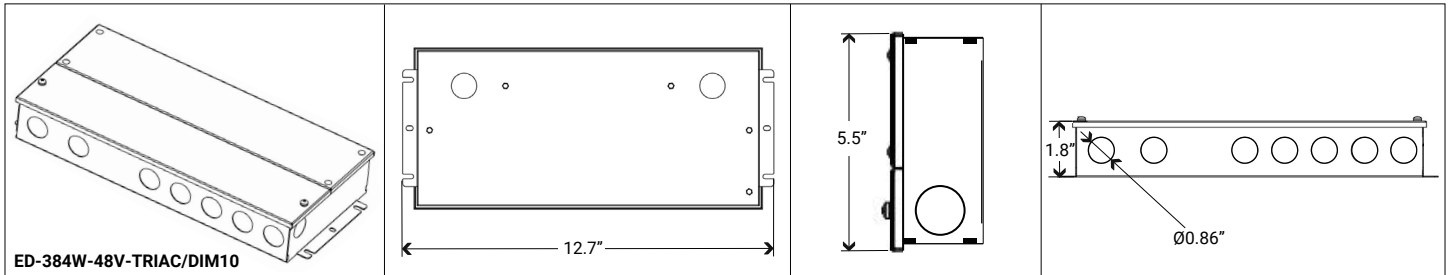


Triac-Phase Cut/Triac ELV/0-10V/1-10V PWM/Potentiometer (5 in 1) Dimmable

PN: ED-384W-48V-TRIAC/DIM10

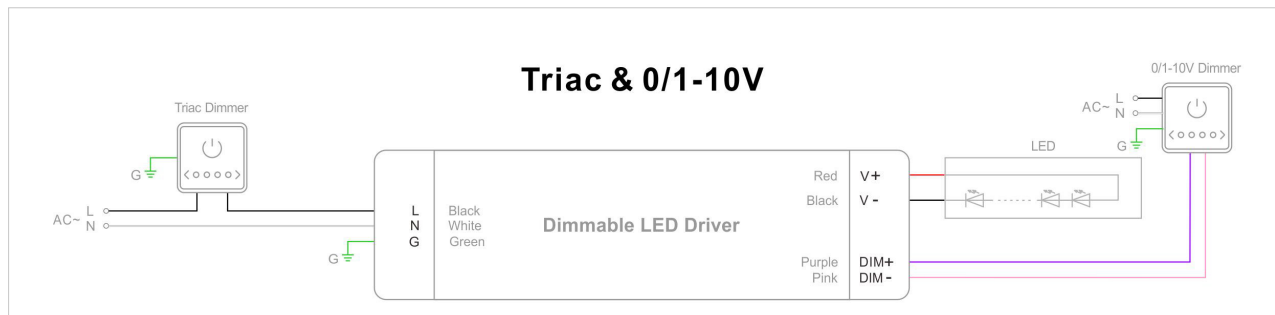
Model	Input Voltage	Output Voltage	Wattage	Max. Output current	Frequency	Location	Certificate
ED-384W-48V-TRIAC/DIM10	110-277VAC	48V	384W	Multi 4X96W	50/60Hz	Dry, and Damp locations	UL, cUL, Class 2, RoHS

Dimensions



Dimming Operation and Connecting Diagram

- When using two dimming methods at the same time, you must be sure that LED lighting is set to the maximum power. Brightness can then be controlled with the second dimming method.



● **Using one dimming method: TRIAC/Phase cut**

1. The Pulse-Width Modulation (PWM) of output voltage can be adjusted through input terminal of the AC phase line(L) by connection of a phase /Triac dimmer or lighting system.
2. Works with forward phase, MLV and Reverse phase , ELV, TRIAC dimmers or light system.
3. Minimum loading is about 10%
4. Try to only use dimmers with power at least 1.5 times the output power of the driver.



● **Using one dimming method: 0-10/ 1-10V/ 10V PWM/ Potentiometer**

