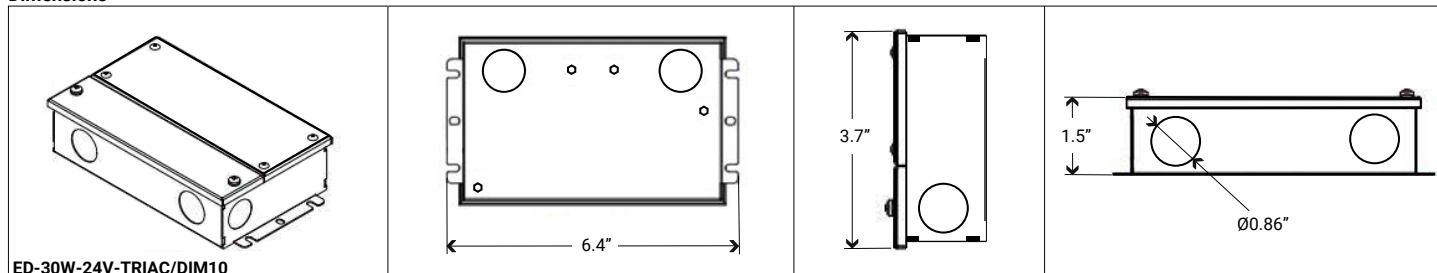


Triac-Phase Cut/Triac ELV/0-10V/1-10V PWM/Potentiometer (5 in 1) Dimmable

PN: ED-30W-24V-TRIAC/DIM10

Model	Input Voltage	Output Voltage	Wattage	Max. Output current	Frequency	Location	Certificate
ED-30W-24V-TRIAC/DIM10	100-277VAC	24V	30W	1.25A	50/60Hz	Dry, Damp, and Wet locations	UL, cUL, FCC, Class 2, RoHS

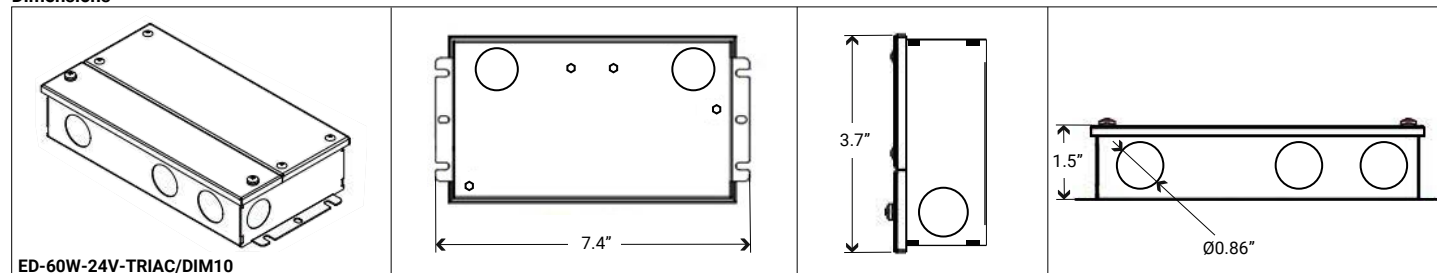
Dimensions



PN: ED-60W-24V-TRIAC/DIM10

Model	Input Voltage	Output Voltage	Wattage	Max. Output current	Frequency	Location	Certificate
ED-60W-24V-TRIAC/DIM10	100-277VAC	24V	60W	2.5A	50/60Hz	Dry, Damp, and Wet locations	UL, cUL, FCC, Class 2, RoHS

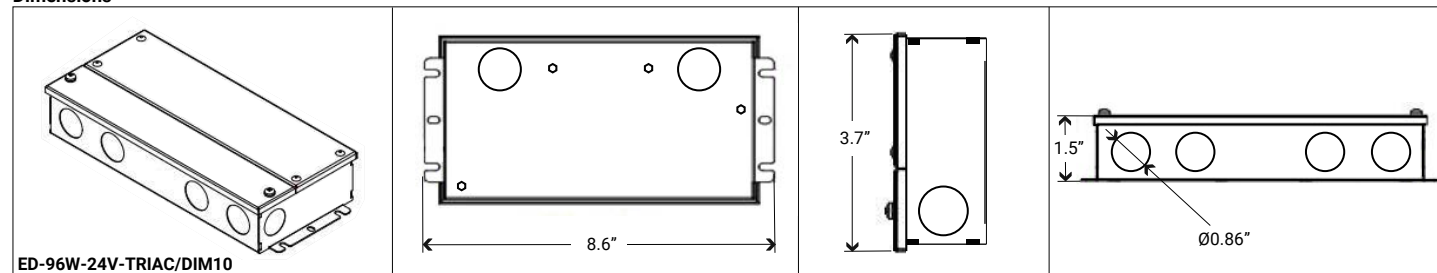
Dimensions



PN: ED-96W-24V-TRIAC/DIM10

Model	Input Voltage	Output Voltage	Wattage	Max. Output current	Frequency	Location	Certificate
ED-96W-24V-TRIAC/DIM10	100-277VAC	24V	96W	4A	50/60Hz	Dry, Damp, and Wet locations	UL, cUL, FCC, Class 2, RoHS

Dimensions

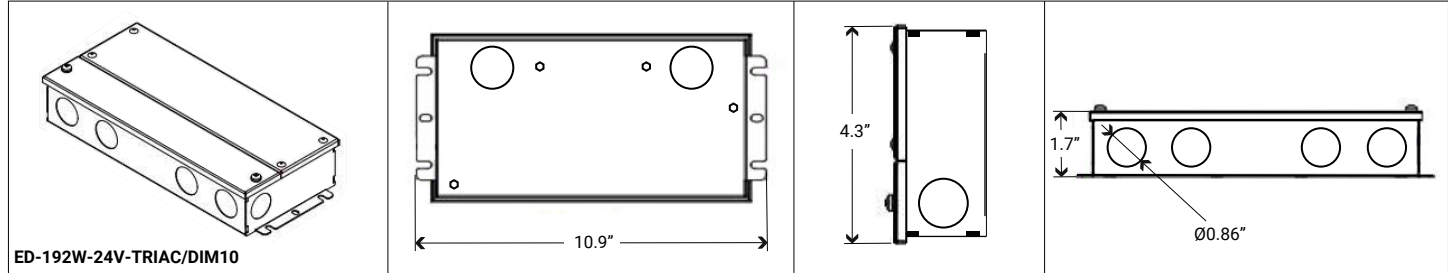


Triac-Phase Cut/Triac ELV/0-10V/1-10V PWM/Potentiometer (5 in 1) Dimmable

PN: ED-192W-24V-TRIAC/DIM10

Model	Input Voltage	Output Voltage	Wattage	Max. Output current	Frequency	Location	Certificate
ED-192W-24V-TRIAC/DIM10	100-277VAC	24V	192W	Multi 2X96W	50/60Hz	Dry, Damp, and Wet locations	UL, cUL, FCC, Class 2, RoHS

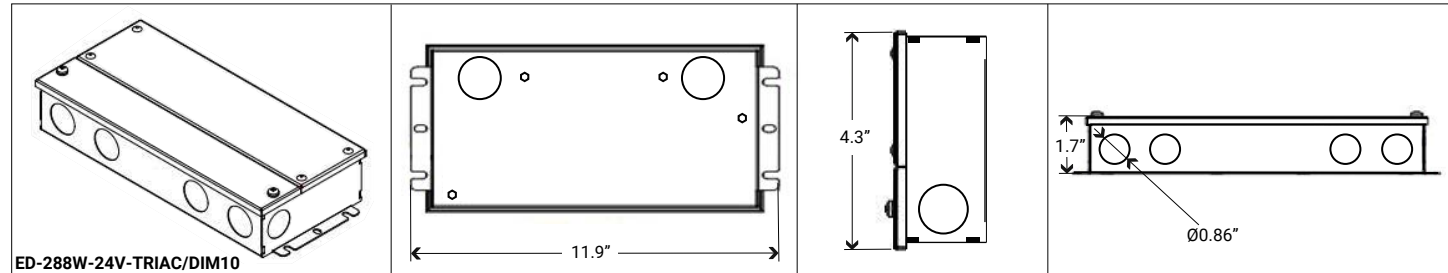
Dimensions



PN: ED-288W-24V-TRIAC/DIM10

Model	Input Voltage	Output Voltage	Wattage	Max. Output current	Frequency	Location	Certificate
ED-288W-24V-TRIAC/DIM10	100-277VAC	24V	288W	Multi 3X96W	50/60Hz	Dry, Damp, and Wet locations	UL, cUL, FCC, Class 2, RoHS

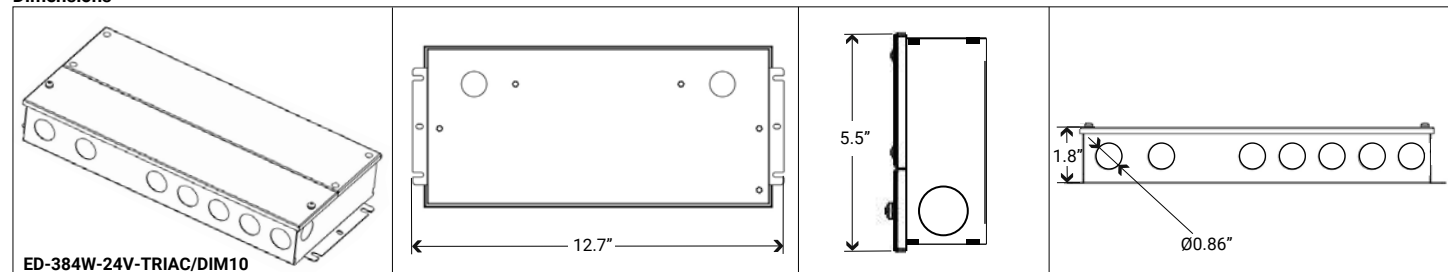
Dimensions



PN: ED-384W-24V-TRIAC/DIM10

Model	Input Voltage	Output Voltage	Wattage	Max. Output current	Frequency	Location	Certificate
ED-384W-24V-TRIAC/DIM10	110-277VAC	24V	384W	Multi 4X96W	50/60Hz	Dry, Damp, and Wet locations	UL, cUL, Class 2, RoHS

Dimensions

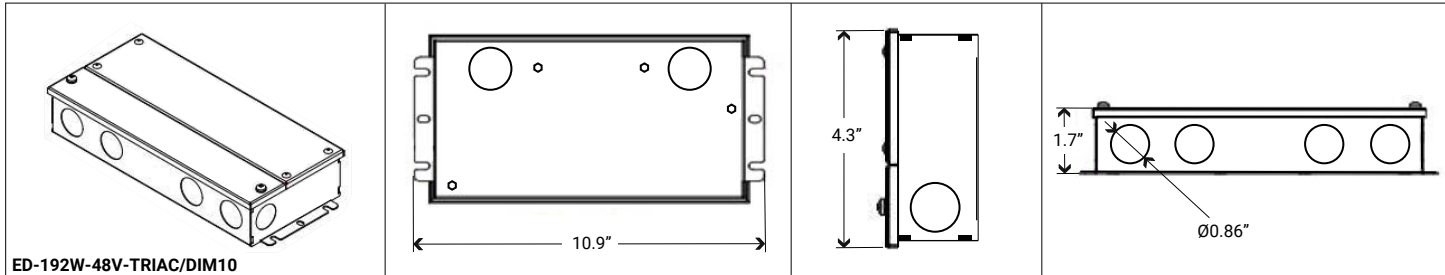


Triac-Phase Cut/Triac ELV/0-10V/1-10V PWM/Potentiometer (5 in 1) Dimmable

PN: ED-192W-48V-TRIAC/DIM10

Model	Input Voltage	Output Voltage	Wattage	Max. Output current	Frequency	Location	Certificate
ED-192W-48V-TRIAC/DIM10	100-277VAC	48V	192W	Multi 2X96W	50/60Hz	Dry, and Damp locations	UL, cUL, Class 2, RoHS

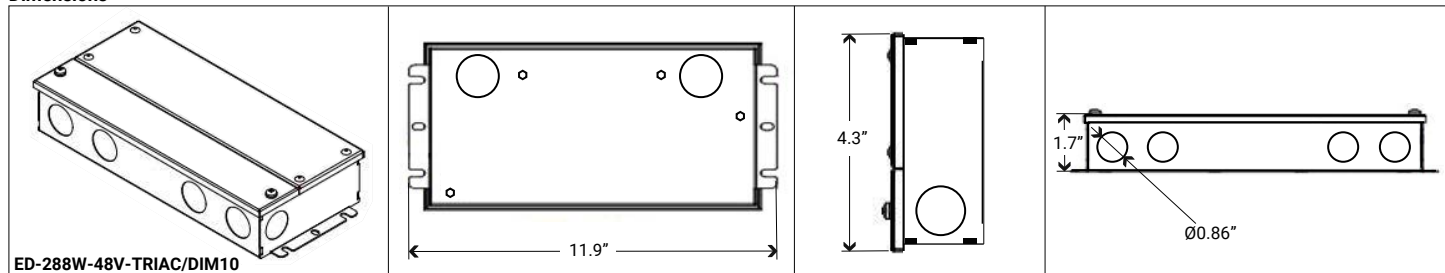
Dimensions



PN: ED-288W-48V-TRIAC/DIM10

Model	Input Voltage	Output Voltage	Wattage	Max. Output current	Frequency	Location	Certificate
ED-288W-48V-TRIAC/DIM10	100-277VAC	48V	288W	Multi 3X96W	50/60Hz	Dry, and Damp locations	UL, cUL, Class 2, RoHS

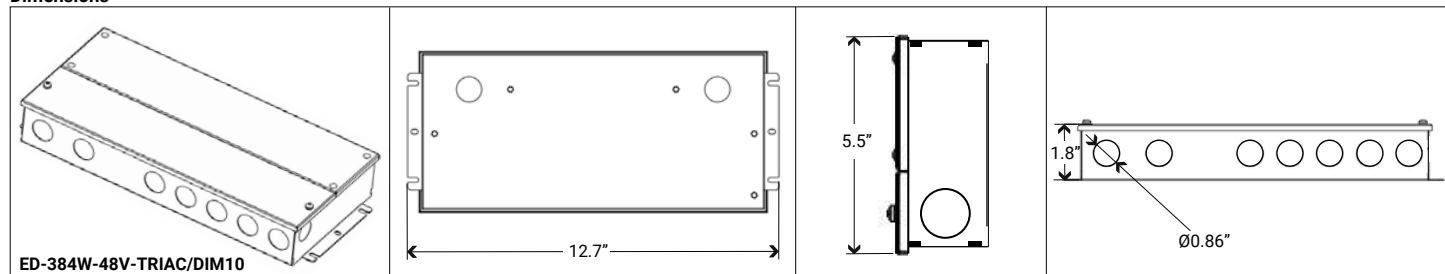
Dimensions



PN: ED-384W-48V-TRIAC/DIM10

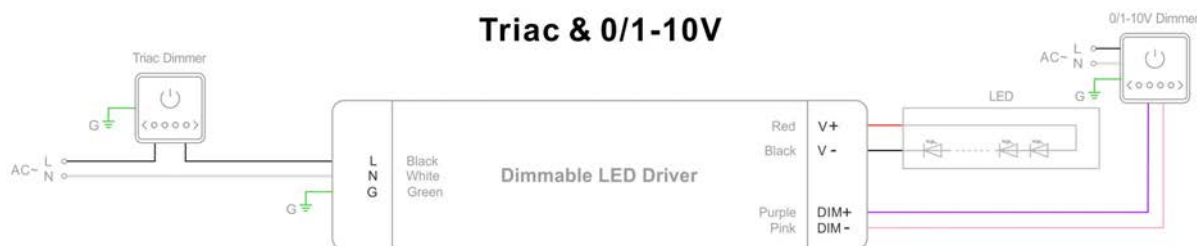
Model	Input Voltage	Output Voltage	Wattage	Max. Output current	Frequency	Location	Certificate
ED-384W-48V-TRIAC/DIM10	110-277VAC	48V	384W	Multi 4X96W	50/60Hz	Dry, and Damp locations	UL, cUL, Class 2, RoHS

Dimensions



Dimming Operation and Connecting Diagram

- Using two ways of dimming at the same time, you must be assured that LED lighting is up to the max. Brightness then you could operate with the other dimming;

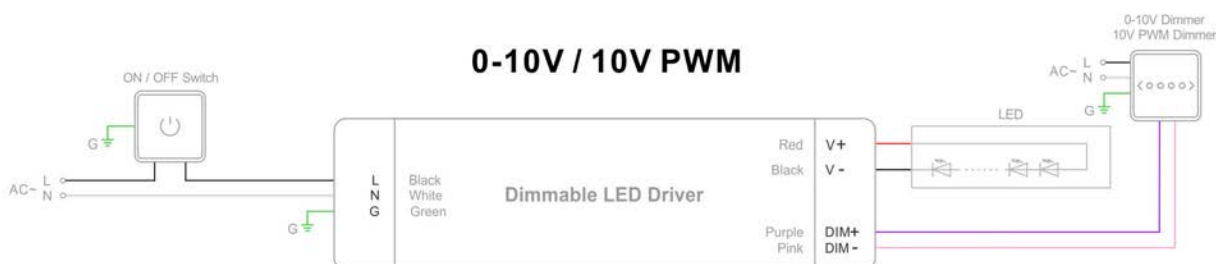


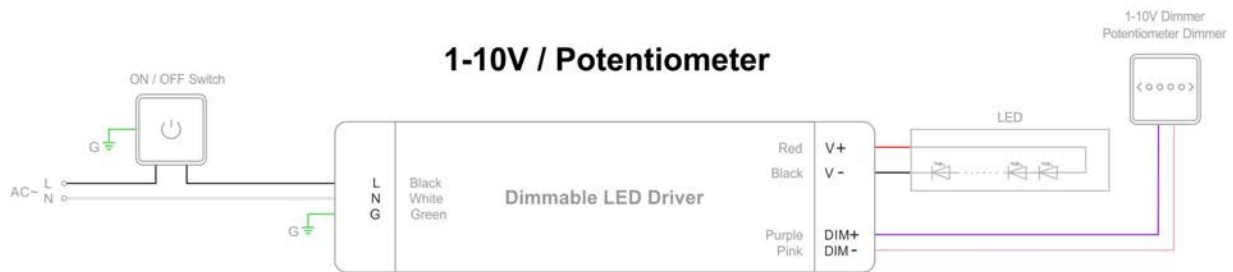
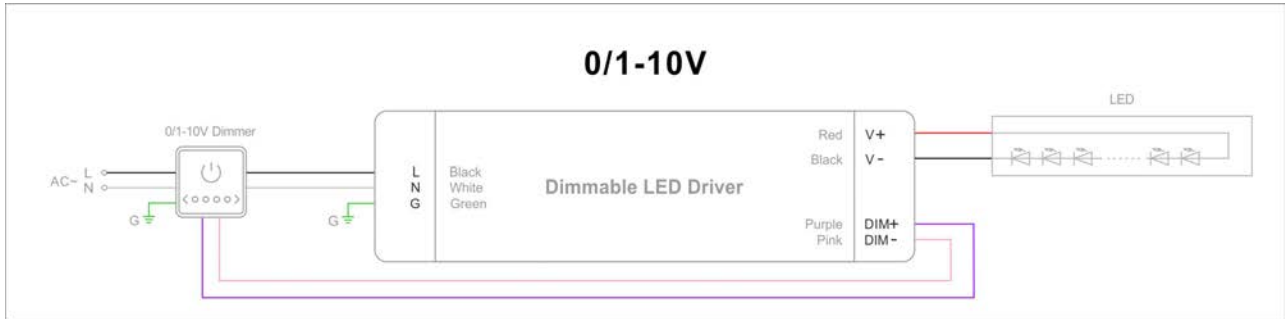
- Using one dimming ---TRIAC/Phase cut dimming**

- The Pulse-Width Modulation (PWM) of output voltage can be adjusted through input terminal of the AC phase line(L) by connection a phase /Triac dimmer or lighting system.
- Working with forward phase, MLV and Reverse phase , ELV, TRIAC dimmers or light system.
- Min. loading is about 10%
- Please try to use dimmers with power at least 1.5 times as the output power of the driver.



- Using one dimming ---0-10/ 1-10V/ 10V PWM/ Potentiometer dimming**





Triac/Phase cut & 0-10V/1-10V PWM/Potentiometer (5 in 1) Dimmable