

C8INC

8" Architectural Incandescent Downlight

Architectural

Catalog Number:

Project Name:

Type:

Note:

MAXILUME
ARCHITECTURAL LIGHTING

NEW



DESCRIPTION

1. SOCKET CUP - Die-cast aluminum with medium base pulse rated porcelain socket with nickel-plated screw shell, effectively provides heat dissipation and ventilation. Unitized optics guarantees proper trim to housing installation. Tool-less installation and adjustability from either outside the housing or inside the housing allows the fixture to accommodate three different lamp sizes.

2. MOUNTING BRACKET - Constructed from 16-gauge steel. Butterfly style mounting brackets accommodated. Constructed from 16-gauge steel. Can be installed with 3/4" or 1-1/2" lathing channel, 1/2" EMT, or with optional C-channel mounting bars (Part# BP31) ordered separately. Housing can be adjusted from the inside of the ceiling.

3. RETAINING SPRINGS - Precision tooled springs secure trim to mounting frame, for effortless and tool-less installation.

4. JUNCTION BOX - Is UL listed for through-branch circuit wiring and has four 1/2" KO's, one 3/4" KO and four Romex knockouts with pry-out slots and strain clamps. Junction Box are accessible from below, no tools required.

5. THERMAL PROTECTOR - Meets UL requirements. Standard thermal protection device guards against improper installation, over lamping and misuse of insulation material.

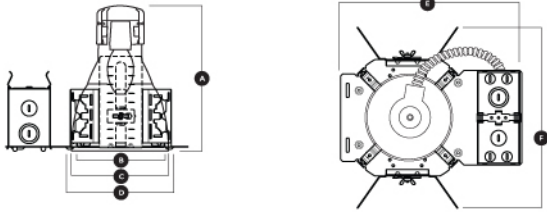
6. MOUNTING FRAME - Die-formed construction for maximum heat dissipation and rust protection.

OPTICS

7. REFLECTOR - Self-flanged .050" aluminum reflector with low iridescent finish. Reflector provides 45-degree lamp-to-reflector image cutoff.

8. GROOVE BAFFLE - Self-flanged one-piece aluminum with concentric rings.

9. LENS - Choice of either tempered clear, tempered prismatic or tempered frosted lens fastened with two torsion springs for easy re-lamping. UL listed for wet or damp location.



- A. Min. Height = 8-7/8"
Max. Height = 9-7/8"
- B. Trim Aperture = 8"
- C. Cut-out = 8-1/2"
- D. Trim Outside Diameter = 9-1/8"
- E. Width = 12-7/8"
- F. Length = 16-1/8"



ITEM SELECTOR: (Please check the boxes below for the option desired)

| TYPE | VOLTAGE | TRIM TYPE & DESCRIPTION | REFLECTOR | BAFFLE | GLASS | |
|-------|------------------------------|---|--|---------------------------------|-----------------------------|--------------------------------|
| C8INC | <input type="checkbox"/> 120 | <input type="checkbox"/> 8101 Reflector | <input type="checkbox"/> 8109 Deco Glass Ring | <input type="checkbox"/> CL | <input type="checkbox"/> WH | <input type="checkbox"/> Blue |
| | <input type="checkbox"/> 277 | <input type="checkbox"/> 8102 Baffle with Reflector | <input type="checkbox"/> 8110 Double Ring Glass | <input type="checkbox"/> SCH ** | <input type="checkbox"/> P | <input type="checkbox"/> Green |
| | | <input type="checkbox"/> 8103 Reflector with Fresnel Glass Lens | <input type="checkbox"/> 8111 Triple Ring Glass | <input type="checkbox"/> SHZ * | | <input type="checkbox"/> Red |
| | | <input type="checkbox"/> 8104 Reflector with Prismatic Glass Lens | <input type="checkbox"/> 8121 Stardust Deco Ring GLASS | <input type="checkbox"/> WT | | <input type="checkbox"/> Frost |
| | | <input type="checkbox"/> 8105 Baffle with Fresnel Glass Lens | <input type="checkbox"/> 8122 Euro Deco Ring GLASS | <input type="checkbox"/> W | | |
| | | <input type="checkbox"/> 8106 Baffle with Prismatic Glass Lens | <input type="checkbox"/> 8123 Prism Deco Ring GLASS | <input type="checkbox"/> MB | | |
| | | <input type="checkbox"/> 8107 Wall Wash | <input type="checkbox"/> 8124 Geo Deco Ring Glass | | | |
| | | <input type="checkbox"/> 8108 Crossblade | <input type="checkbox"/> 8125 Central Etched Float GLASS | | | |
| | | <input type="checkbox"/> 8112 Baffle with Frosted Glass Lens | <input type="checkbox"/> 8126 Diffusing Screen Wall Wash | | | |
| | | <input type="checkbox"/> 8113 Baffle with Tempered Clear Glass | <input type="checkbox"/> 8127 Geo Deco Ring GLASS | | | |
| | | <input type="checkbox"/> 8114 Reflector with Frosted Glass Lens | | | | |
| | | <input type="checkbox"/> 8115 Reflector with Tempered Clear Glass | | | | |
| | | OTHER OPTION | | | | |
| | | <input type="checkbox"/> BP31 (24" C-Channel Bar Hangers) | | | | |

Specifications:

C8INC _____ - _____ - _____ - _____ - _____ - _____
VOLTAGE OPTION TRIM TYPE REFLECTOR BAFFLE RING GLASS

Sample of Catalog Number: C8INC-120-8101-CL-WH

| | | |
|---------------------------------|---------------|------------------------------------|
| REFLECTOR | BAFFLE | RING |
| CL Clear | WH White | WH Self-Flange White |
| SHZ Satin Haze (Low Iridescent) | P Black | Standard on all trims |
| WT Wheat | | SCH** Self-Flange Chrome |
| MB Black | | ** Only available on XX01 CL |
| W White | | SHZ* Satin Haze |
| | | * Provided w/ satin haze ring only |

*For custom baffle, reflector, trim ring, glass color and lens options, please consult factory.

MAXILUME
ARCHITECTURAL LIGHTING

A division of
Elite Lighting

Submittal form is available @ www.maxilume.com
Tel: 323-888-1973 • Fax: 323-888-1977

Specifications and Dimensions subject to change without notice.

8" Incandescent Optics

Catalog Number:

Project Name:

Type:

Note:

MAXILUME
ARCHITECTURAL LIGHTING

| | | | |
|---|---|--|---|
| <p>8101-CL Reflector</p>   <p>REFLECTOR FINISH: CL, WT, MB, SHZ, W</p> <p>RING FINISH: WH, SCH, SHZ</p> <p>A= 7-1/2" • B= 9-1/8"</p> | <p>8102-WH-CL Baffle with Reflector</p>   <p>BAFFLE FINISH: WH, P</p> <p>REFLECTOR FINISH: CL</p> <p>A= 7-1/2" • B= 9-1/8" • C= 1-3/4"</p> | <p>8107-SHZ Wall Wash Reflector</p>   <p>REFLECTOR FINISH: CL, WT, MB, SHZ, W</p> <p>RING FINISH: WH, SCH, SHZ</p> <p>A= 7-1/2" • B= 9-1/8"</p> | <p>8108-CL Crossblade Reflector</p>   <p>REFLECTOR FINISH: CL, WT, MB, SHZ</p> <p>RING FINISH: WH</p> <p>A= 7-13/16" • B= 9-1/8"</p> |
| <p>8103-CL Reflector with Fresnel Glass Lens</p>   <p>FOR WET LOCATION</p> <p>REFLECTOR FINISH: CL, WT, MB, SHZ, W</p> <p>RING FINISH: WH</p> <p>A= 7-13/16" • B= 9-1/8" • C= 1-3/4"</p> | <p>8104-CL Reflector with Prismatic Glass Lens</p>   <p>FOR WET LOCATION</p> <p>REFLECTOR FINISH: CL, WT, MB, SHZ, W</p> <p>RING FINISH: WH</p> <p>A= 7-13/16" • B= 9-1/8" • C= 1-3/4"</p> | <p>8105-P Baffle with Fresnel Glass Lens</p>   <p>FOR WET LOCATION</p> <p>BAFFLE FINISH: WH, P</p> <p>RING FINISH: WH</p> <p>A= 7-13/16" • B= 9-1/8" • C= 1-3/4"</p> | <p>8106-WH Baffle with Prismatic Glass Lens</p>   <p>FOR WET LOCATION</p> <p>BAFFLE FINISH: WH, P</p> <p>RING FINISH: WH</p> <p>A= 7-13/16" • B= 9-1/8" • C= 1-3/4"</p> |
| <p>8114-CL Reflector with Frosted Glass Lens</p>   <p>FOR WET LOCATION</p> <p>REFLECTOR FINISH: CL, WT, MB, SHZ, W</p> <p>RING FINISH: WH, SCH, SHZ</p> <p>A= 7-13/16" • B= 9-1/8" • C= 1-3/4"</p> | <p>8115-WT Reflector with Tempered Clear Glass</p>   <p>FOR WET LOCATION</p> <p>REFLECTOR FINISH: CL, WT, MB, SHZ, W</p> <p>RING FINISH: WH, SCH, SHZ</p> <p>A= 7-13/16" • B= 9-1/8" • C= 1-3/4"</p> | <p>8112-WH Baffle with Frosted Glass Lens</p>   <p>FOR WET LOCATION</p> <p>BAFFLE FINISH: WH, P</p> <p>RING FINISH: WH</p> <p>A= 7-13/16" • B= 9-1/8" • C= 1-3/4"</p> | <p>8113-WH Baffle with Tempered Clear Glass</p>   <p>FOR WET LOCATION</p> <p>BAFFLE FINISH: WH, P</p> <p>RING FINISH: WH</p> <p>A= 7-13/16" • B= 9-1/8" • C= 1-3/4"</p> |
| <p>8109-CL Deco Glass Reflector</p>   <p>REFLECTOR FINISH: CL, WT, MB, SHZ, W</p> <p>RING FINISH: WH, SCH, SHZ</p> <p>GLASS FINISH: BLUE, GREEN, RED, FROST</p> <p>A= 7-1/2" • B= 9-1/8" • C= 1-1/4"</p> | <p>8110-CL Double Ring Glass</p>   <p>REFLECTOR FINISH: CL, WT, MB, SHZ, W</p> <p>RING FINISH: WH, SCH, SHZ</p> <p>GLASS FINISH: BLUE, GREEN, RED, FROST</p> <p>A= 7-1/2" • B= 9-1/8" • C= 1-3/4"</p> | <p>8111-CL Triple Ring Glass</p>   <p>REFLECTOR FINISH: CL, WT, MB, SHZ, W</p> <p>RING FINISH: WH, SCH, SHZ</p> <p>GLASS FINISH: BLUE, GREEN, RED, FROST</p> <p>A= 7-1/2" • B= 9-1/8" • C= 2-1/4"</p> | <p>8121-CL Stardust Deco Ring Glass</p>   <p>REFLECTOR FINISH: CL, WT, MB, SHZ, W</p> <p>RING FINISH: WH, SCH, SHZ</p> <p>A= 7-1/2" • B= 9-1/8" • C= 1-1/4"</p> |

8" Incandescent Optics

Catalog Number:

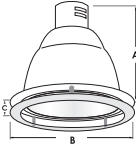
Project Name:

Type:

Note:

MAXILUME
ARCHITECTURAL LIGHTING

8122-CL
Euro Deco Ring Glass




REFLECTOR FINISH:
CL, WT, MB, SHZ, W

RING FINISH:
WH, SCH, SHZ

A= 7-1/2" • B= 9-1/8" • C= 1-1/4"

8123-CL
Prism Deco Ring Glass

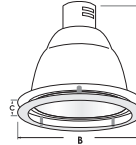


REFLECTOR FINISH:
CL, WT, MB, SHZ, W

RING FINISH:
WH, SCH, SHZ

A= 7-1/2" • B= 9-1/8" • C= 1-1/4"

8124-CL
Geo Deco Ring Glass

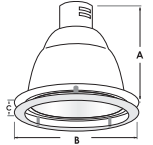


REFLECTOR FINISH:
CL, WT, MB, SHZ, W

RING FINISH:
WH, SCH, SHZ

A= 7-1/2" • B= 9-1/8" • C= 1-1/4"

8125-CL
Central Etched Float Glass

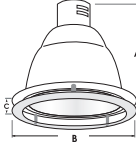


REFLECTOR FINISH:
CL, WT, MB, SHZ, W

RING FINISH:
WH, SCH, SHZ

A= 7-1/2" • B= 9-1/8" • C= 1-1/4"

8126-CL
Diffusing Screen Wall Wash

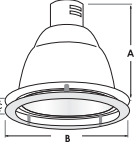



REFLECTOR FINISH:
CL, WT, MB, SHZ, W

RING FINISH:
WH, SCH, SHZ

A= 7-1/2" • B= 9-1/8" • C= 1-1/4"

8127-CL
Geo Deco Ring Glass



REFLECTOR FINISH:
CL, WT, MB, SHZ, W

RING FINISH:
WH, SCH, SHZ

A= 7-1/2" • B= 9-1/8" • C= 1-1/4"

| | | |
|---|---|-------------------------------------|
| REFLECTOR | BAFFLE | RING |
| CL Clear | WH White | WH Self-Flange White |
| SHZ Satin Haze (Low Iridescent) | P Black | Standard on all trims |
| WT Wheat | GLASS | SCH** Self-Flange Chrome |
| MB Black | Only available on XX09, XX10 and XX11 series. | ** Only available on XX01 CL |
| W White | | SHZ* Satin Haze |
| | | * Provided w/ satin haze ring only |

*For custom baffle, reflector, trim ring, glass color and lens options, please consult factory.