

BL3RE-S

3" Miniature Low Voltage "Noise-Free" Shallow Non-IC Remodel Housing

LAMP WATTAGE: (1) MAXIMUM 12V 35W MR16

Catalog Number:

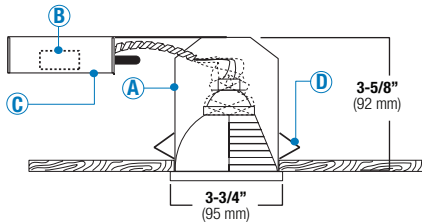
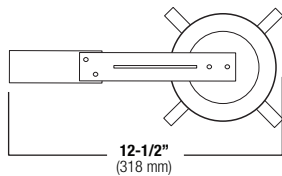
Project Name:

Type:

Note:



DESIGNED FOR 2" X 4" JOIST CONSTRUCTION



DESCRIPTION

Small aperture, low voltage, thermally protected shallow remodel housing. For fast and easy installation in existing plaster or mechanical ceilings from 1/2" to 1-3/8" thick. Three remodel clips are easily retractable for fixture removal if necessary. Accommodates up to 35W MR16 lamps.

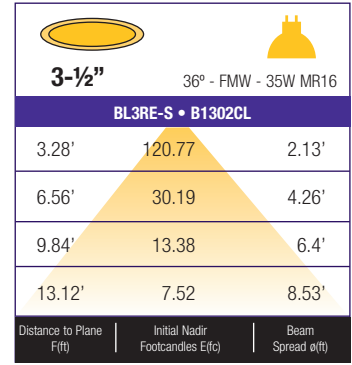
SPECIFICATION

A. HOUSING - High temperature painted 22 gauge deep drawn single piece housing. Accommodates lamps up to 35W depending on trim used.

B. TRANSFORMER - Class II dimming electronic transformer enhanced in heat dissipating cover attached to junction box.

C. JUNCTION BOX - through-branch circuit wiring and has four 1/2" KOs, one 3/4" KO and four Ro-mex knockouts with true pry-out slots and strain clamps.

D. INSTALLATION - Three preinstalled spring clips which secure the housing firmly into ceiling to accommodate different ceiling thickness from 1/2" to 1-3/8".



BEAM DIA. MEASURED AT 50% OF NADIR F.C.

FEATURES

- Integral low voltage electronic transformer to eliminate noise and vibration, increasing lamp life and lighting quality.
- Thermally Protected Non-IC remodel housing.
- Can be installed from below the ceiling.
- Three preinstalled spring clips which secure the housing firmly into ceiling to accommodate different ceiling thickness from 1/2" to 1-3/8".
- Designed for accent and task lighting applications.
- Dependable, favorable design and effortless installation.
- 3-5/8" height allows use in 2" x 4" joist construction.
- Unit clips through 3-1/2" ceiling opening.

OPTIONS

1. AIR-SHUT

- Gasket to prevent air flow from heated or air conditioned spaces.
- Meets all national air flow requirements.



BL3RE-S - ITEM SELECTOR: (Please check the boxes below for the option desired)

WATTAGE	BALLAST	TRIM TYPE	BAFFLE	REFLECTOR	TRIM RING	MR 16 LENS FILTER
<input type="checkbox"/> 20W	<input type="checkbox"/> (E) Electronic	<input type="checkbox"/> B1351 ¹	<input type="checkbox"/> W	<input type="checkbox"/> CL	<input type="checkbox"/> WH	<input type="checkbox"/> BP8MR16-BL (Blue)
<input type="checkbox"/> 35W		<input type="checkbox"/> B1353 ¹	<input type="checkbox"/> P	<input type="checkbox"/> RG	<input type="checkbox"/> BK	<input type="checkbox"/> BP8MR16-GR (Green)
	VOLTAGE	<input type="checkbox"/> B1354 ¹	<input type="checkbox"/> SN	<input type="checkbox"/> W	<input type="checkbox"/> SN	<input type="checkbox"/> BP8MR16-PI (Pink)
		<input type="checkbox"/> B1355 ¹	<input type="checkbox"/> CP	<input type="checkbox"/> MB	<input type="checkbox"/> CP	<input type="checkbox"/> BP8MR16-PU (Purple)
	<input type="checkbox"/> 120	<input type="checkbox"/> B1356 ¹	<input type="checkbox"/> BZ	<input type="checkbox"/> BZ	<input type="checkbox"/> CH	<input type="checkbox"/> BP8MR16-DL (Day Light)
	<input type="checkbox"/> 277	<input type="checkbox"/> B1357 ¹		<input type="checkbox"/> CP	<input type="checkbox"/> PB	<input type="checkbox"/> BP8MR16-YE (Yellow)
	OPTION	<input type="checkbox"/> B1358 ¹		<input type="checkbox"/> SN	<input type="checkbox"/> BZ	<input type="checkbox"/> BP8MR16-AM (Amber)
		<input type="checkbox"/> B1359 ¹	<input type="checkbox"/> B1362		<input type="checkbox"/> SHZ	<input type="checkbox"/> CH ¹
	<input type="checkbox"/> AT (Air-Shut)	<input type="checkbox"/> B1360 ¹			<input type="checkbox"/> SS ²	<input type="checkbox"/> BP8MR16-UV (Ultraviolet)
		<input type="checkbox"/> B1370 ²				<input type="checkbox"/> BP8MR16-RE (Red)
		<input type="checkbox"/> B1371 ²				
		<input type="checkbox"/> B1372 ²				
		<input type="checkbox"/> B1374 ²				
		<input type="checkbox"/> B1375 ²				
		<input type="checkbox"/> B1376 ²				
		<input type="checkbox"/> B1396				
		<input type="checkbox"/> B1362				
		<input type="checkbox"/> B1352				
		<input type="checkbox"/> B1306				
		<input type="checkbox"/> B1312				
		<input type="checkbox"/> B1368				
		<input type="checkbox"/> B1304				

1 = CH - Chrome finished • 2 = SS - Stainless Steel finished

Specifications:

BL3RE-S

WATT BALLAST VOLTAGE OPTION TRIM TYPE BAFFLE REFLECTOR TRIM/RING FILTER (1) FILTER (2)

BAFFLE	REFLECTOR	TRIM/RING
W White	CL Chrome	WH White
P Black	RG Gold	BK Black
SN Satin Nickel	W White	SN Satin Nickel
CP Copper	MB Black	CP Copper
BZ Bronze	BZ Bronze	CH Chrome
	CP Copper	PB Polish Brass
	SN Satin Nickel	BZ Bronze
	SHZ Satin Haze	

*For custom baffle, reflector, trim ring, glass color and lens options, please consult factory.

Sample of Catalog Number: BL3RE-S-20W-E-B1301-W-WH-BP8MR16-BL



Submittal form is available @ www.iuseelite.com
Tel: 323-888-1973 • Fax: 323-888-1977

Specifications and Dimensions subject to change without notice.

REV: ELITE LIGHTING-SPEC-05-24-2011

3" Low Voltage Trims

(LAMP WATTAGE: 75W 12V MR16 / 50W 120V GU10)

















Catalog Number:

Project Name:

Type:

Note:



<p>B1351CH RUBY I</p>  <p>O.D.: 3-7/8" FINISH TRIM: CH (CHROME)</p>	<p>B1353CH RUBY II</p>  <p>O.D.: 3-7/8" FINISH TRIM: CH (CHROME)</p>	<p>B1354CH SAPPHIRE I</p>  <p>O.D.: 3-7/8" FINISH TRIM: CH (CHROME)</p>	<p>B1355CH SAPPHIRE II</p>  <p>O.D.: 3-7/8" FINISH TRIM: CH (CHROME)</p>
<p>B1356CH EMERALD I</p>  <p>O.D.: 3-7/8" FINISH TRIM: CH (CHROME)</p>	<p>B1357CH EMERALD II</p>  <p>O.D.: 3-7/8" FINISH TRIM: CH (CHROME)</p>	<p>B1358CH TOPAZ I</p>  <p>O.D.: 3-7/8" FINISH TRIM: CH (CHROME)</p>	<p>B1359CH TOPAZ II</p>  <p>O.D.: 3-7/8" FINISH TRIM: CH (CHROME)</p>
<p>B1360CH ONYX</p>  <p>O.D.: 3-7/8" FINISH TRIM: CH (CHROME)</p>	<p>B1370SS ADJ. STAINLESS STEEL GIMBAL TRIM</p>  <p>O.D.: 3-7/8" FINISH TRIM: SS (STAINLESS STEEL)</p>	<p>B1371SS STAINLESS STEEL LENSED TRIM</p>  <p>O.D.: 3-7/8" FINISH TRIM: SS (STAINLESS STEEL)</p>	<p>B1372SS STAINLESS STEEL EYEBALL TRIM</p>  <p>O.D.: 3-7/8" FINISH TRIM: SS (STAINLESS STEEL)</p>
<p>B1374SS ADJ. STAINLESS STEEL SQUARE GIMBAL TRIM</p>  <p>O.D.: 3-7/8" FINISH TRIM: SS (STAINLESS STEEL)</p>	<p>B1375SS STAINLESS STEEL SQUARE EYEBALL TRIM</p>  <p>O.D.: 3-7/8" FINISH TRIM: SS (STAINLESS STEEL)</p>	<p>B1376SS ADJ. STAINLESS STEEL SQUARE EYEBALL TRIM</p>  <p>O.D.: 3-7/8" FINISH TRIM: SS (STAINLESS STEEL)</p>	<p>B1396SN SQUARE BAFFLE W/ SQUARE TRIM RING</p>  <p>TRIM FINISH: WH, BK, SN, CP, CH, PB, BZ</p>

3" Low Voltage Trims

(LAMP WATTAGE: 75W 12V MR16 / 50W 120V GU10)

Catalog Number:

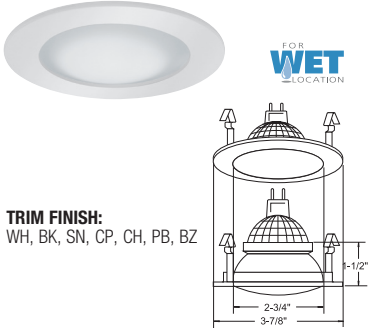
Project Name:

Type:

Note:

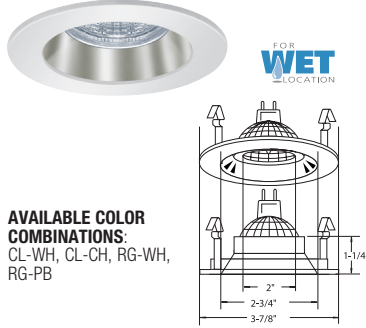


B1362WH
SHOWER TRIM W/ FROSTED LENS



TRIM FINISH:
WH, BK, SN, CP, CH, PB, BZ

B1352CL-WH
SHOWER TRIM WITH REFLECTOR



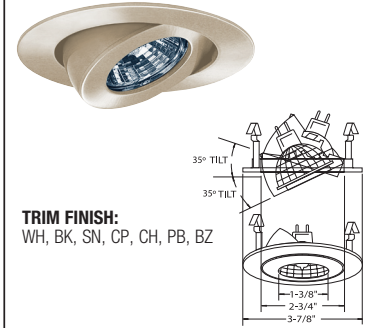
AVAILABLE COLOR COMBINATIONS:
CL-WH, CL-CH, RG-WH, RG-PB

B1368W-WH
FULLY ADJUSTABLE W/ BAFFLE (35° TILT)



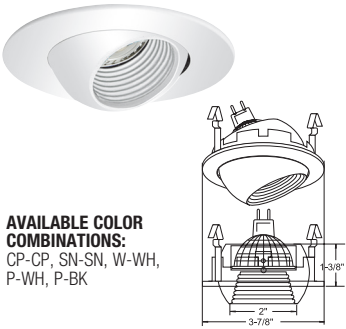
AVAILABLE COLOR COMBINATIONS:
CP-CP, SN-SN, W-WH, P-WH, P-BK

B1312SN
FULLY ADJUSTABLE (35° TILT)



TRIM FINISH:
WH, BK, SN, CP, CH, PB, BZ

B1304W-WH
EYEBALL W/ BAFFLE (47° TILT)



AVAILABLE COLOR COMBINATIONS:
CP-CP, SN-SN, W-WH, P-WH, P-BK

B1306WH
FULLY ADJUSTABLE (75° TILT, 359° ROT>)



TRIM FINISH:
WH, BK, SN, CP, CH, PB, BZ

BAFFLE	REFLECTOR	TRIM RING
W White	CL Chrome	WH White
P Black	RG Gold	BK Black
SN Satin Nickel	W White	SN Satin Nickel
CP Copper	MB Black	CP Copper
BZ Bronze	CP Copper	CH Chrome
	SN Satin Nickel	PB Polish Brass
		BZ Bronze

*For custom baffle, reflector, trim ring, glass color and lens options, please consult factory.