

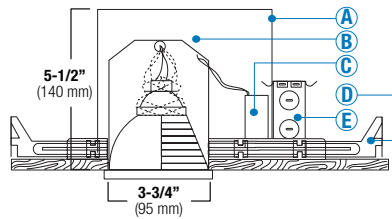
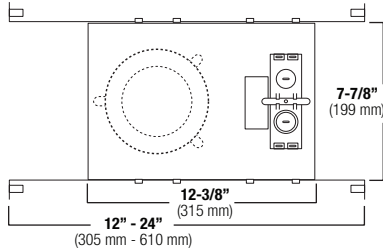
# BL3ICE-S

## 3" Miniature Low Voltage Shallow IC Housing

LAMP WATTAGE: (1) MAXIMUM 12V 35W MR16



DESIGNED FOR 2" X 6" JOIST CONSTRUCTION  
TRANSFORMER CAN BE SERVICED FROM BELOW THE CEILING



Catalog Number:

Project Name:

Type:

Note:



### DESCRIPTION

Small aperture, low voltage, thermally protected IC rated, specification grade recessed housing designed for new construction. Accommodates up to 35W MR16 lamps. Furnished with preinstalled adjustable bar hangers. Junction box is provided with four 1/2" KOs, one 3/4" KO and four Romex knockouts with strain relief.

### SPECIFICATION

**A. OUTER HOUSING** - Die-formed aluminum construction for maximum heat dissipating air chamber on top of the housing. Junction box could be accessed from inside and outside housing.

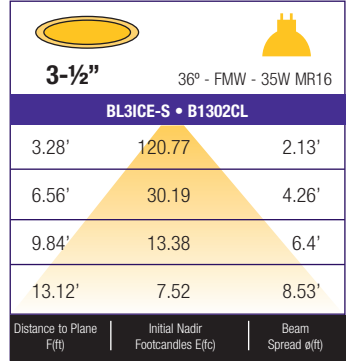
**B. INNER HOUSING** - Deep-drawn single piece aluminum construction for maximum heat dissipation and rust protection. Adjusts vertically in plaster frame to accommodate 1/2" to 1-3/8" ceiling.

**C. TRANSFORMER** - Enhanced in heat dissipating cover, to provide noise free operation. Attached to junction box cover so it may be serviced from below the ceiling. Thermally protected.

- E-Class II dimming electronic transformer (LighTech part #LET 75 BF)

**D. BAR HANGERS** - Preinstalled bar hangers allow housing to be positioned and locked at any point within a 24" joist span and can be shortened for 12" joists. They are designed to be hammered directly without using nails or screws and could be fit onto T-Bar spline for easy installation and quick alignment.

**E. JUNCTION BOX** - through-branch circuit wiring and has four 1/2" KOs, one 3/4" KO and four Romex knockouts with true pry-out slots and strain clamps.



### FEATURES

- Integral low voltage transformer to prolong lamp life and increase lighting quality.
- Thermally Protected IC housing.
- Designed for accent and task lighting applications.
- Wire through junction box.
- Preinstalled adjustable bar hangers.
- Dependable, favorable design and effortless installation.
- 5-1/2" height allows use in 2" x 6" joist construction.
- Special screw on the frame locks bar hangers in place which prevents the housing from any movement once installed.

### OPTIONS

#### 1. AIR-SHUT

- Gasket to prevent air flow from heated or air conditioned spaces.
- Meets all national air flow requirements.



BL3ICE-S - ITEM SELECTOR: (Please check the boxes below for the option desired)

WATTAGE	BALLAST	TRIM TYPE	BAFFLE	REFLECTOR	TRIM RING	MR 16 LENS FILTER
<input type="checkbox"/> 20W	<input type="checkbox"/> (E) Electronic	<input type="checkbox"/> B1351 <sup>1</sup>	<input type="checkbox"/> W	<input type="checkbox"/> CL	<input type="checkbox"/> WH	<input type="checkbox"/> BP8MR16-BL (Blue)
<input type="checkbox"/> 35W		<input type="checkbox"/> B1353 <sup>1</sup>	<input type="checkbox"/> P	<input type="checkbox"/> RG	<input type="checkbox"/> BK	<input type="checkbox"/> BP8MR16-GR (Green)
		<input type="checkbox"/> B1354 <sup>1</sup>	<input type="checkbox"/> SN	<input type="checkbox"/> W	<input type="checkbox"/> SN	<input type="checkbox"/> BP8MR16-PI (Pink)
		<input type="checkbox"/> B1355 <sup>1</sup>	<input type="checkbox"/> CP	<input type="checkbox"/> MB	<input type="checkbox"/> CP	<input type="checkbox"/> BP8MR16-PU (Purple)
	<b>VOLTAGE</b>	<input type="checkbox"/> B1356 <sup>1</sup>	<input type="checkbox"/> BZ	<input type="checkbox"/> BZ	<input type="checkbox"/> CH	<input type="checkbox"/> BP8MR16-DL (Day Light)
	<input type="checkbox"/> 120	<input type="checkbox"/> B1357 <sup>1</sup>		<input type="checkbox"/> CP	<input type="checkbox"/> PB	<input type="checkbox"/> BP8MR16-YE (Yellow)
	<input type="checkbox"/> 277	<input type="checkbox"/> B1358 <sup>1</sup>		<input type="checkbox"/> SN	<input type="checkbox"/> BZ	<input type="checkbox"/> BP8MR16-AM (Amber)
	<b>OPTION</b>	<input type="checkbox"/> B1359 <sup>1</sup>		<input type="checkbox"/> SHZ	<input type="checkbox"/> CH <sup>1</sup>	<input type="checkbox"/> BP8MR16-OR (Orange)
	<input type="checkbox"/> AT (Air-Shut)	<input type="checkbox"/> B1360 <sup>1</sup>			<input type="checkbox"/> SS <sup>2</sup>	<input type="checkbox"/> BP8MR16-RE (Red)
		<input type="checkbox"/> B1370 <sup>2</sup>				<input type="checkbox"/> BP8MR16-FR (Frosted)
		<input type="checkbox"/> B1371 <sup>2</sup>				<input type="checkbox"/> BP8MR16-SP (Spread)
		<input type="checkbox"/> B1372 <sup>2</sup>				<input type="checkbox"/> BP8MR16-SF (Soft Focus)
		<input type="checkbox"/> B1374 <sup>2</sup>				<input type="checkbox"/> BP8MR16-HC (Honey Comb)
		<input type="checkbox"/> B1375 <sup>2</sup>				<input type="checkbox"/> BP8MR16-LI (Linear)
		<input type="checkbox"/> B1376 <sup>2</sup>				<input type="checkbox"/> BP8MR16-SOL (Solite)
		<input type="checkbox"/> B1396				<input type="checkbox"/> BP8MR16-CL (Clear)
		<input type="checkbox"/> B1362				<input type="checkbox"/> BP8MR16-UV (Ultraviolet)
		<input type="checkbox"/> B1366				
		<input type="checkbox"/> B1352				
		<input type="checkbox"/> B1306				
		<input type="checkbox"/> B1312				
		<input type="checkbox"/> B1368				
		<input type="checkbox"/> B1304				

1 = CH - Chrome finished • 2 = SS - Stainless Steel finished

### Specifications:

BL3ICE-S - WATT - BALLAST - VOLTAGE - OPTION - TRIM TYPE - BAFFLE - REFLECTOR - TRIM/RING - FILTER (1) - FILTER (2)

BAFFLE	REFLECTOR	TRIM/RING
W White	CL Chrome	WH White
P Black	RG Gold	BK Black
SN Satin Nickel	W White	SN Satin Nickel
CP Copper	MB Black	CP Copper
BZ Bronze	BZ Bronze	CH Chrome
	CP Copper	PB Polish Brass
	SN Satin Nickel	BZ Bronze
	SHZ Satin Haze	

\*For custom baffle, reflector, trim ring, glass color and lens options, please consult factory.

Sample of Catalog Number: BL3ICE-S-20W-E-B1301-W-WH-BP8MR16-BL



Submittal form is available @ [www.iuseelite.com](http://www.iuseelite.com)  
Tel: 323-888-1973 • Fax: 323-888-1977

Specifications and Dimensions subject to change without notice.

REV: ELITE LIGHTING-SPEC-05-24-2011

# 3" Low Voltage Trims

( LAMP WATTAGE: 75W 12V MR16 / 50W 120V GU10 )

















Catalog Number:

Project Name:

Type:

Note:



<p><b>B1351CH</b> RUBY I</p>  <p><b>O.D.:</b> 3-7/8" <b>FINISH TRIM:</b> CH (CHROME)</p>	<p><b>B1353CH</b> RUBY II</p>  <p><b>O.D.:</b> 3-7/8" <b>FINISH TRIM:</b> CH (CHROME)</p>	<p><b>B1354CH</b> SAPPHIRE I</p>  <p><b>O.D.:</b> 3-7/8" <b>FINISH TRIM:</b> CH (CHROME)</p>	<p><b>B1355CH</b> SAPPHIRE II</p>  <p><b>O.D.:</b> 3-7/8" <b>FINISH TRIM:</b> CH (CHROME)</p>
<p><b>B1356CH</b> EMERALD I</p>  <p><b>O.D.:</b> 3-7/8" <b>FINISH TRIM:</b> CH (CHROME)</p>	<p><b>B1357CH</b> EMERALD II</p>  <p><b>O.D.:</b> 3-7/8" <b>FINISH TRIM:</b> CH (CHROME)</p>	<p><b>B1358CH</b> TOPAZ I</p>  <p><b>O.D.:</b> 3-7/8" <b>FINISH TRIM:</b> CH (CHROME)</p>	<p><b>B1359CH</b> TOPAZ II</p>  <p><b>O.D.:</b> 3-7/8" <b>FINISH TRIM:</b> CH (CHROME)</p>
<p><b>B1360CH</b> ONYX</p>  <p><b>O.D.:</b> 3-7/8" <b>FINISH TRIM:</b> CH (CHROME)</p>	<p><b>B1370SS</b> ADJ. STAINLESS STEEL GIMBAL TRIM</p>  <p><b>O.D.:</b> 3-7/8" <b>FINISH TRIM:</b> SS (STAINLESS STEEL)</p>	<p><b>B1371SS</b> STAINLESS STEEL LENSED TRIM</p>  <p><b>O.D.:</b> 3-7/8" <b>FINISH TRIM:</b> SS (STAINLESS STEEL)</p> <p><small>FOR WET LOCATION</small></p>	<p><b>B1372SS</b> STAINLESS STEEL EYEBALL TRIM</p>  <p><b>O.D.:</b> 3-7/8" <b>FINISH TRIM:</b> SS (STAINLESS STEEL)</p>
<p><b>B1374SS</b> ADJ. STAINLESS STEEL SQUARE GIMBAL TRIM</p>  <p><b>O.D.:</b> 3-7/8" <b>FINISH TRIM:</b> SS (STAINLESS STEEL)</p>	<p><b>B1375SS</b> STAINLESS STEEL SQUARE EYEBALL TRIM</p>  <p><b>O.D.:</b> 3-7/8" <b>FINISH TRIM:</b> SS (STAINLESS STEEL)</p> <p><small>FOR WET LOCATION</small></p>	<p><b>B1376SS</b> ADJ. STAINLESS STEEL SQUARE EYEBALL TRIM</p>  <p><b>O.D.:</b> 3-7/8" <b>FINISH TRIM:</b> SS (STAINLESS STEEL)</p>	<p><b>B1396SN</b> SQUARE BAFFLE W/ SQUARE TRIM RING</p>  <p><b>TRIM FINISH:</b> WH, BK, SN, CP, CH, PB, BZ</p>

# 3" Low Voltage Trims

( LAMP WATTAGE: 75W 12V MR16 / 50W 120V GU10 )

Catalog Number:

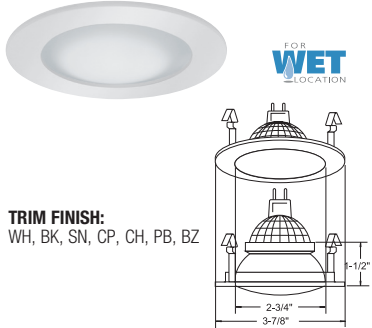
Project Name:

Type:

Note:



**B1362WH**  
SHOWER TRIM W/ FROSTED LENS



**TRIM FINISH:**  
WH, BK, SN, CP, CH, PB, BZ

**B1352CL-WH**  
SHOWER TRIM WITH REFLECTOR



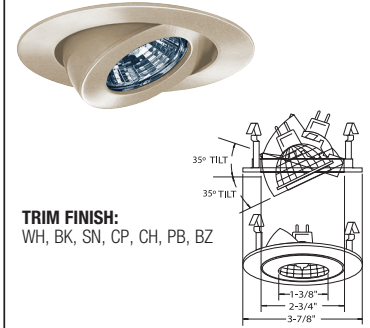
**AVAILABLE COLOR COMBINATIONS:**  
CL-WH, CL-CH, RG-WH, RG-PB

**B1368W-WH**  
FULLY ADJUSTABLE W/ BAFFLE (35° TILT)



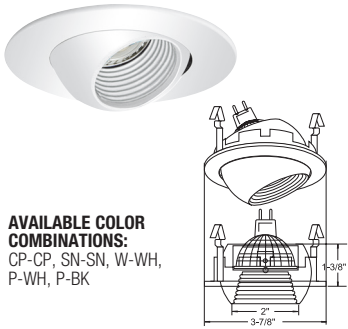
**AVAILABLE COLOR COMBINATIONS:**  
CP-CP, SN-SN, W-WH, P-WH, P-BK

**B1312SN**  
FULLY ADJUSTABLE (35° TILT)



**TRIM FINISH:**  
WH, BK, SN, CP, CH, PB, BZ

**B1304W-WH**  
EYEBALL W/ BAFFLE (47° TILT)



**AVAILABLE COLOR COMBINATIONS:**  
CP-CP, SN-SN, W-WH, P-WH, P-BK

**B1306WH**  
FULLY ADJUSTABLE (75° TILT, 359° ROT>)



**TRIM FINISH:**  
WH, BK, SN, CP, CH, PB, BZ

BAFFLE	REFLECTOR	TRIM RING
<b>W</b> White	<b>CL</b> Chrome	<b>WH</b> White
<b>P</b> Black	<b>RG</b> Gold	<b>BK</b> Black
<b>SN</b> Satin Nickel	<b>W</b> White	<b>SN</b> Satin Nickel
<b>CP</b> Copper	<b>MB</b> Black	<b>CP</b> Copper
<b>BZ</b> Bronze	<b>CP</b> Copper	<b>CH</b> Chrome
	<b>SN</b> Satin Nickel	<b>PB</b> Polish Brass
		<b>BZ</b> Bronze

\*For custom baffle, reflector, trim ring, glass color and lens options, please consult factory.