



Easy 3 Colors
SELECTOR
3000K • 3500K • 4000K

FEATURES

Introducing our Decorative VORTEX LED Pendant, the pinnacle of high-performance suspended fixtures, designed to emanate a seamlessly distributed luminous glow.

Available in two different sizes and offering a suspended mount option, the VORTEX LED Pendant is a testament to modern aesthetics and high-quality materials. The flexible silicone diffuser and premium aluminum body ensure captivating elegance and durability.

Choose from two stunning colors – Black or White – or select from a range of RAL colors to seamlessly complement any interior style. With the Decorative VORTEX LED Pendant, you are not just adding light; you are elevating your space with style and advanced technology, transforming ordinary lighting into an artful experience.

COLORS



Black

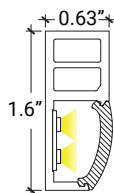


White

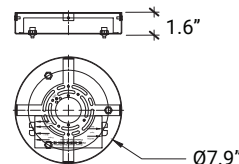


Custom RAL

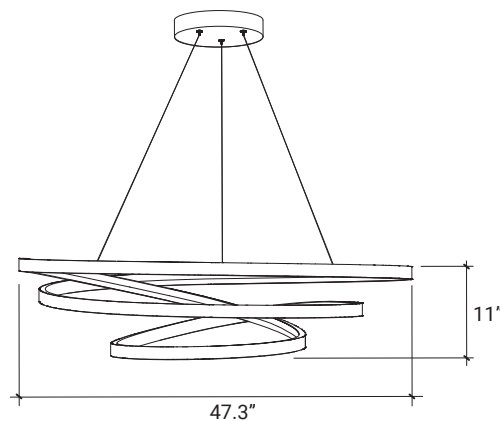
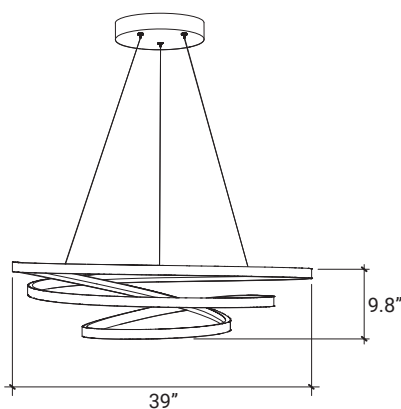
DIMENSIONS



Cross-Section View



Canopy



LUMENS	2500L, 3000L
CCT	3000K/3500K/4000K
CRI	90+
COLOR QUALITY	2 Step MacAdam Ellipses
POWER	60W, 80W
SIZE	39" x 9", 47" x 11"
MOUNTING	Suspended Mount (Adjustable 10-ft length cords)
IP RATING	IP20-Dry or damp locations
COLOR	Black, White, Custom RAL
DIMMING	DIMTR (TRIAC), DIM10 (0-10V)
REMOTE EMERGENCY	EMG-LED-16W, EMG-LED-25W,
LIFE TIME	L70 at 50,000 hours
PHOTOMETRIC TESTS	In Accordance with IES LM79-08, LM80 and TM-30, TM-21

SIZE	LUMENS	WATTS
39" x 9"	2500L	60W
47" x 11"	3000L	80W

OPTICS & PERFORMANCE

The optical system delivers high-efficiency LED light that passes through a one-piece, high-quality silicone lens, ensuring optimal distribution patterns. This design creates a glare-free and even distribution of light. The advanced technology minimizes glare and eliminates hot spots, providing precise light control.

The one-piece diffuser disperses light evenly in every direction, producing a seamless and consistent glow.

CONSTRUCTION

The aluminum body integrated with a one-piece silicone diffuser creates a strikingly contemporary design. This luminaire, constructed with premium silicone and high-quality aluminum materials, showcases modern aesthetics and durability.

Engineered to perfection, our cutting-edge lighting solution includes essential features such as 10-ft adjustable aircraft cables and an integral driver for effortless installation and impeccable performance.

With its seamless fusion of form and function, this LED masterpiece delivers unparalleled illumination, creating an ambiance of refined elegance and technical excellence that complements any modern setting.

MOUNTING

Suspended Mount. Delivered with adjustable 10-ft cords, the pendant mount provides flexibility for a seamless installation. Engineered to accommodate different ceiling types and mounting heights, it adapts to a variety of spaces with a minimum suspension of 10" from ceiling to top of fixture.

For added convenience, our canopy can be directly mounted to the junction box, facilitating below-the-ceiling access for easy maintenance and servicing.

ELECTRICAL

Driver is rated for 50 to 60Hz at 120V input, produces less than 20% THD, has a power factor between 90% and 100%, and is thermally protected for additional safety.

DIMMING & DRIVER INFORMATION

DIMTR - Triac & Electronic low voltage dimming. Available in 120V
DIM10 Flicker Free 1% Dimming Standard (DIM10) 0-10V dimming on either MVOLT 120 or 277V.

WARRANTY

Five-year warranty for parts and components. (Labor not included)

LISTINGS

cETLus - Listed

Example: AP-VORTEX-LED-39-2500L-DIMTR/120-DIM10/MVOLT-30K/35K/40K-90-WH-SM

SERIES	LUMINAIRE SIZE	LUMENS	DIMMING/VOLTAGE	CCT	CRI	COLOR	EMERGENCY	MOUNTING
AP-VORTEX-LED	39 - 39"x9.8" 47 - 47.3"x11"	2500L - 2500L 3000L - 3000L	DIMTR/120-DIM10/MVOLT Triac Dimming 120V/0-10V Dimmable in 120-277V	30K/35K/40K - 3000K-3500K-4000K	90 - 90+	WH - White BK - Black RAL - Consult factory	0-EMG-LED-16W-HV 0-EMG-LED-25W-HV Remote Mount Please consult factory.	SM - Suspended Mount