

NOMINAL LUMENS	DELIVERED LUMENS	WATTAGE
10000	9503	76 W
8000	8380	64 W
7000	7103	57 W
6000	5904	47 W
5000	4642	37 W
4000	3489	27 W
3000	3140	23 W

Based on 4000K, 90+ CRI. Actual wattage may vary +/- 5%

FEATURES

The Architectural LED Suspended Linear combines a slim profile with clean lines, making it an ideal choice for library stacks or narrow aisles. The flexibility of the luminaire allows for continuous, uniform and glare-free illumination. Available in single pendant or continuous mounting for a seamless connection from luminaire to luminaire, with adjustable mounting heights. This distinct luminaire is a perfect solution for educational, healthcare, office, commercial and retail spaces.

LUMENS	3000, 4000, 5000, 6000, 7000, 8000, 10000
CCT	30K, 35K, 40K, 50K
CRI	85+(standard), 90+
COLOR QUALITY	3 Step MacAdam Ellipse
LENGTH	2', 4', 8'
MOUNTING	Suspended or Surface
FINISH	WH (White standard), BK (Black), SI (Silver), Custom Colors
DIMMING & CONTROL	0-10V Flicker Free 1% Dimming Standard (DIM10), LUTH, DIMST, ELD010.1, ELD0DMX.1, DALI.1
EMERGENCY	10W - Up to 1000L output
LIFETIME	L70 at 167,000 Hours
OPERATING TEMPERATURE	-20° C to 50°C ambient temperature
PHOTOMETRIC TESTS	In Accordance with IES LM79-08, LM80 and TM-30, TM-21



OPTICS & PERFORMANCE

The optical system delivers high efficiency LED light that passes through a high quality, frosted acrylic lens for optimal performance, creating a glare-free and even distribution.

CONSTRUCTION

Body is constructed of heavy-duty 20-gauge cold rolled steel, painted with a high-gloss baked white enamel finish, with a frosted extruded lens that delivers highly efficient illumination.

CRM INSTALLATION

For continuous row mounting, the first luminaire in the row will always be the power supply feed. After plugging in the male and female harnesses, which are supplied with each luminaire, they will easily slide together, then secured with two screws from opposite directions in the connecting brackets.

DRIVER ELECTRICAL INFORMATION

Powered by high-quality constant-current power LED drivers which are rated for 50 to 60Hz at 120-277V input, produce less than 20% THD, and have a power factor of .90 to 1.00. Male and female 18-gauge 6 wire plug connectors are included with every luminaire to allow for simple hassle-free continuous wiring. Each luminaire must be installed male to female.

OPTIONS

Luminaires can be shipped pre-installed with daylight harvesting controls, occupancy sensors, and/or power packs for individual or room control solutions.

DIMMING & DRIVER INFORMATION

DIM10 - Flicker Free 1% Dimming Standard (DIM10) 0-10V dimming on either MVOLT 120, 277 or 347V.

LUTH - Lutron LDE1 Hi-Lume 1% EcoSystem LED driver with Soft-on, Fade-to-Black dimming technology.

ELD010.1 - EldoLED SoloDrive 0-10V. Dimming down to 0.1%.

DALI - DALI DT6, DT8 dimming down to 1%.

ELDODMX - EldoLED PowerDrive dimming down to 0.1%.

Please see EldoLED website for wiring diagrams and a list of compatible DMX and DALI control systems.

DIMST - Step Dimming

WARRANTY

Five-year warranty for parts and components. (Labor not included)

LISTINGS

c-UL-us - Listed for Feed Through Wiring.

Listed for DLC. California Title 24 compliant.

c. UL-us Listed for Damp location

Product not allowed to be in direct contact with water, sprinkler or rain.

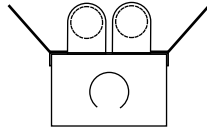
Example: **8-OC1R-LED-3000L-DIM10-MVOLT-40K-85-SYM-WH**

8	OC1R	LED																
FIXTURE SIZE	SERIES	TYPE	LUMENS	DIMMING	VOLTAGE	CCT	CRI											
8 - 8'	OC1R - LED General Linear	LED	3000L - 3000 lumens 4000L - 4000 lumens 5000L - 5000 lumens 6000L - 6000 lumens 7000L - 8000 lumens 8000L - 9000 lumens 10000L - 10000 lumens	DIM10 - 0-10V Dimming *DIMST - Step Dimming *LUTH - Lutron Hilume ELD010.1 - EldoLED 0-10V ELD0DALI.1 - EldoLED DALI ELD0DMX.1 - EldoLED DMX	MVOLT 120 277 347*	30K 35K 40K 50K	85 90											
								REFLECTOR										
								SYM - Symmetrical Reflector White ASY - Asymmetrical Reflector White SYM-UPL - Uplight Symmetrical Reflector White										
								*Please see the next page for the reference										
								OTHER OPTIONS										
								OCGSS - Cable Gripper Suspension Kit OCVH - V Hook WG - WireGuard USA - Made in America Compliance S05 - Power cord with 5 conductors for 0-10v dimming fixtures S06 - Power cord with 6 conductors for 0-10V dimming and with emergency										
								FINISH WH- White (Standard) BK - Black SI - Silver *Custom colors available Consult factory										
								EMERGENCY 0-EMG-LED-10W										
								MOUNTING CRM - Continuous Row Mounting										
								WIRING OPTIONS FBF - Internal Fast Blow Fuse SBF - Internal Slow Blow Fuse RIS - Radio Interference Suppressor										
								CONTROLS										
								SIDE MOUNT										
								OSFHU-LTW - ON/OFF Line Voltage HB011-PDX - Occupancy Sensor with 0-10V Dimming FSP-311-B-D - 0-10V continuous dimming PIR photo/motion sensor with bluetooth controloption.										
								411 - HB0LAPDX										
								INTEGRAEDED										
								OSM3D-V1W - Line Voltage Microwave Sensor OSM3D-DDW-20 - HF Microwave Sensor 0-10 20% Dim OSM3D-DDW-50 - HF Microwave Sensor 0-10 50% Dim FS-205 - Low Voltage Pir Fixture Integrateded Occupancy Sensor FD-301 - Low VolatgeDaylight Dimming Photosensor - High Frequency Microwave Occupancy FM-105 - Sensor with 0-10V Dimming - Fixture Sensor Power Pack FS-PPV2										

*FD-301 & FS-205 require FS-PPV2- Power Pack

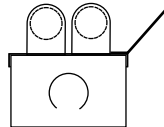
LUTH, ELD010.1, ELD0DALI.1, and ELD0DMX.1 are available in 120V and 277V

-Reference last page for Control Options



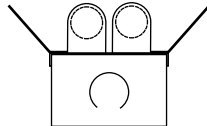
Symmetrical

SYM-UPL - Uplight Symmetrical Reflector White



Asymmetrical

ASY - Asymmetrical Reflector White



Uplight Symmetrical

SYM - Symmetrical Reflector White

INTEGRATED SENSOR AND CONTROL OPTIONS

With the IntegratedED of controls, Elite Lighting now offers its products with controls-ready performance that increases energy efficiency, smarter space planning, and the enhancement of safety and productivity in the workplace. By utilizing these controls, Elite Lighting luminaires enable your customer's facility to run smarter, with the use of an easily controlled system through any platform.

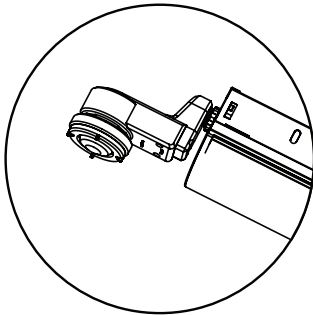
Luminaire will be shipped with Powerpacks pre-installed, ready to be IntegratedED to designated control systems

Luminaire will be shipped with Sensors installed on the luminaire, allowing for individual luminaire control. Luminaires will be ready to be IntegratedED with designated control systems

Luminaire will be shipped with Sensors to be remotely installed on the ceiling. Luminaires will be ready to be IntegratedED with designated control systems

BRAND	LEVITON	legrand
MICROWAVE INTEGRATED SENSOR	<input type="checkbox"/> OSM3D-DDW High Frequency Microwave Occupancy Sensor with 0-10V Dimming	<input type="checkbox"/> FS-205 Low Voltage Pir Fixture IntegratedED Occupancy Sensor
	<input type="checkbox"/> OSM3D-V1W Line Voltage Microwave Sensor	<input type="checkbox"/> FD-301 Low Voltage Daylight Dimming Photosensor
PIR INTEGRATED SENSOR	<input type="checkbox"/> OSFHU-LTW PIR Fixture Mount Occupancy Sensor	<input type="checkbox"/> FSP-311-B-D 0-10V continuous dimming PIR photo/motion sensor with bluetooth control option.
	<input type="checkbox"/> HB011-PDX PIR Fixture Mount Occupancy Sensor with Daylight Harvesting	

SIDE MOUNT



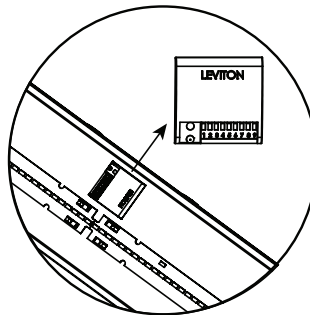
LEGRAND

☐ FSP-311-B-D
0-10V continuous dimming PIR photo/motion sensor with bluetooth control option.

LEVITON

☐ HB011-PDX
PIR Fixture Mount Occupancy Sensor with Daylight Harvesting
☐ OSFHU-LTW
PIR Fixture Mount Occupancy Sensor
☐ OFD1Z-IOW
IP66 PIR Sensors with Bluetooth™ Connectivity and UV Stable Plastic

IntegratedED



LEGRAND

☐ FM-105
High Frequency Microwave Occupancy Sensor with 0-10V Dimming
☐ FS-205
Low Voltage Pir Fixture IntegratedED Occupancy Sensor
☐ FD-301
Low Voltage Daylight Dimming Photosensor

LEVITON

☐ OSM3D-DDW
High Frequency Microwave Occupancy Sensor with 0-10V Dimming
☐ OSM3D-V1W
Line Voltage Microwave Sensor