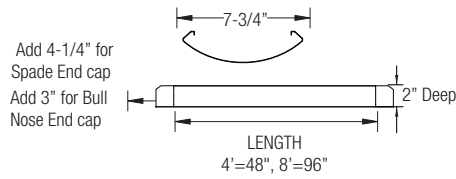
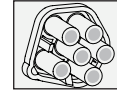


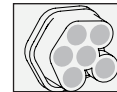
T8/T5 ARCHITECTURAL SUSPENDED LINEAR FLUORESCENT DIRECT/INDIRECT SYSTEM



Male & Female for Continuous Row Mounting



Male



Female

APPLICATION:

Open office space ambient lighting for virtually glare-free and shadow-free illumination. General lighting for offices with computer screens, meeting rooms, schools and other institutions.

PRODUCT FEATURES:

- Designed to mount on exact 4-foot and 8-foot centers; joiners will accept stems, "V" cable and power cords
- Computer-designed optical system that maximizes the output of T8/T5-lamps while producing very wide distribution for even ceiling brightness with mounting from 12 to 18 inches from the ceiling, total fixture efficiency 80.7%
- Two die-cast aluminum designs available: "spade" and "bullnose" configurations, these are bolted to the die-cast joiners for superior aesthetics
- Fixtures are shipped with die-cast aluminum joiners installed for suspension and structural continuity
- Fixtures are designed with perforated section that provide limited downlight contribution and add a horizontal glow to the fixture design
- CEE qualified ballast comes standard on most fixture options (Consult factory for details)

MOUNTING:

Pre-drilled mounting holes come standard on every fixture for cable suspension system and power cord every 4' and 8'.

DIMMING:

Various dimming ballast are available upon request, including Advance Mark 10, Mark-7, Lutron ECO-10 and Lutron Hi-Lume ballast.

ELECTRICAL:

Male and Female 18-gauge 6-wire plug connectors are included with every fixture to allow for simple hassle-free continuous wiring. Each fixture must be installed male to female.

LISTING

UL/C-UL listed to US and Canadian standards

WARRANTY

Guaranteed for one year against mechanical defects

FINISHES:

- White 20-gauge roll-formed steel housing

OPTIONAL FEATURES:

- Fixtures can be wired for 2-lamp operation on each 4' section
- Adjustable cable suspension system provides a fast installation into a variety of interior heights, including sloped ceilings
- NEC required ballast disconnect is standard

T8/T5
ASI2

T8/T5 - Linear Fluorescent Direct/Indirect

Ordering Information > Example: 8-ASI2-4-32-T8-ADV-10-MVOLT-CRM-2-ASI1-SP-4-OCGSS

8	ASI2									
FIXTURE SIZE	SERIES			VOLTAGE²	# OF BALLAST	BALLAST FACTOR		END CAPS	SUSPENSION	
8 - 8'	ASI2-Oracle Linear Perforated With Louvers			(Blank) - MVOLT (120/277) 120 277 347	(Blank) - 1 Ballast 2** - 2 Ballasts	(Blank)- Normal BF HBF- High BF LBF- Low BF		ASI1-BN - Bull nose ASI1-SP - Spade	8-OCGSS - 8' Fixture CRM-GSS - 8' Fixture	
T8 - WATTAGE	T5 - WATTAGE	MOUNTING								
8' TANDEM FIXTURE 4-32-T8 (4-lamps/32W/T8)	8' TANDEM FIXTURE 4-28-T5 (4-lamps/28W/T5) 4-54-T5HO (4-lamps/54W/T5HO) 6-28-T5 (6-lamps/28W/T5) 6-54-T5HO (6-lamps/54W/T5HO)	CRM - Continuous row mounting <i>(When ordering for CRM, please indicate number of runs for complete order.</i> - Shipped with male and female harness pre-installed. - Shipped with hardware to join fixtures together) CRMPF - Continuous row mounting w/ power feed (Must be ordered for each run separately. Example: For a 12' run - must specify 4-ASI2-2-32-T8-MVOLT-CRM-2 and 4-ASI2-2-32-T8-MVOLT-CRMPF-1) SUM - Single unit mounting								
		OTHER OPTIONS								
		INMS - Internal Motion Sensor FBF - Internal Fast Blow Fuse SBF - Internal Slow Blow Fuse RIS - Radio Interference Sensor USA - Made in America Compliance ASI-DJ-CLIP - Drywall toggle								

BALLAST CONFIGURATION & CODE - T8/T5				
32W/T8	DESCRIPTION	28W/T5	54W/T5HO	DESCRIPTION
(Blank)	Electronic Instant Start	(Blank) ^{1, 2, 4}	(Blank) ³	Electronic Program Start
EPS	Electronic Program Start	-	ADV-7 ^{1, 2, 4}	Advance Mark-7 ⁵
ADV-7	Advance Mark-7 ⁵	-	ADV-10 ^{1, 2, 4}	Advance Mark-10 ⁵
ADV-10 ²	Advance Mark-10 ⁵	ADV-OPT ³	-	Advance Optanium ⁵
ADV-ESS ²	Advance Essential ⁵	-	ADV-ROVR ^{2, 3}	Advance Rover ⁵
ADV-ROVR	Advance Rover ⁵	LUT-EHD ^{1, 2, 4}	LUT-EHD ^{1, 2, 4}	Lutron Ecosystem H-Series ⁵
LUT-EHD ²	Lutron Ecosystem H-Series ⁵	LUT-EC5 ^{1, 2, 4}	-	Lutron Ecosystem ⁵
LUT-2W ²	Lutron Tu-Wire ⁵	LUT-EC3 ^{1, 2, 4}	LUT-EC3 ^{1, 2, 4}	Lutron Eco-10 ⁵
LUT-EC5 ²	Lutron Ecosystem ⁵	LUT-H3D ^{1, 2, 4}	LUT-H3D ^{1, 2, 4}	Lutron Hi-Lume 3D ⁵
LUT-EC3 ²	Lutron Eco-10 ⁵	-	LUT-ECD ^{1, 2, 4}	Lutron Ecosystem (347V Only) ⁵
LUT-TVE ²	Lutron Tve ⁵	1 - Requires 2 Ballasts for 3-lamps. 4 - Requires 3 Ballasts for 6-lamps. 2 - Requires 2 Ballasts for 4-lamps. 5 - Voltage must be specified for dimming ballast. 3 - Requires 2 Ballasts for 6-lamps.		
LUT-H3D ²	Lutron Hi-Lume 3D ⁵			

EMERGENCY BATTERY PACK OPTIONS (L. = LUMENS)	
ORDER CODE	DESCRIPTION
EMG-T5-T5HO-700	Up to 700 L. for T5 or T5HO
EMG-T5-T5HO-1300	Up to 1300 L. for T5 or T5HO
EMG-T8-BX-450	Up to 450 L. for T8 or BX
EMG-T8-BX-600	Up to 600 L. for T8 or BX
EMG-T8-BX-700	Up to 700 L. for T8 or BX
EMG-T8-BX-1400	Up to 1400 L. for T8 or BX
GTD	Generator Transfer Device

** EMERGENCY BATTERY PACK option is not available when ordering 2 Ballasts option

ACCESSORIES REQUIRED PER FIXTURE



8-OCGSS (kit for 8' Fixture)
Suspension w/o power feed

Suspension Air Craft Cable System with Power Feed:

(2) Suspension with (1) 18-gauge white SJT Power Cord For T-Bar and Slot-T applications available with 3, 4, 5 or 6 through wires. Kit includes 5" diameter canopy cover finished in matte white and 1/16" stainless steel aircraft cable which can be adjusted from 12" to 48".
Part # 8-OCGSS - should be ordered with every 8'-SUM fixture



CRM-GSS (kit for 8' Fixture)
Suspension w/o power feed

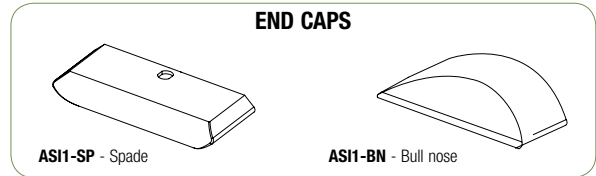
Suspension Air Craft Cable System (No Power Feed):

Cable assembly includes 1/16" stainless steel aircraft cable, which can be adjusted from 12" to 48", and matte white canopy cover.
Part # CRM-GSS - should be ordered with every CRM fixture



TB-CLIP-SJT

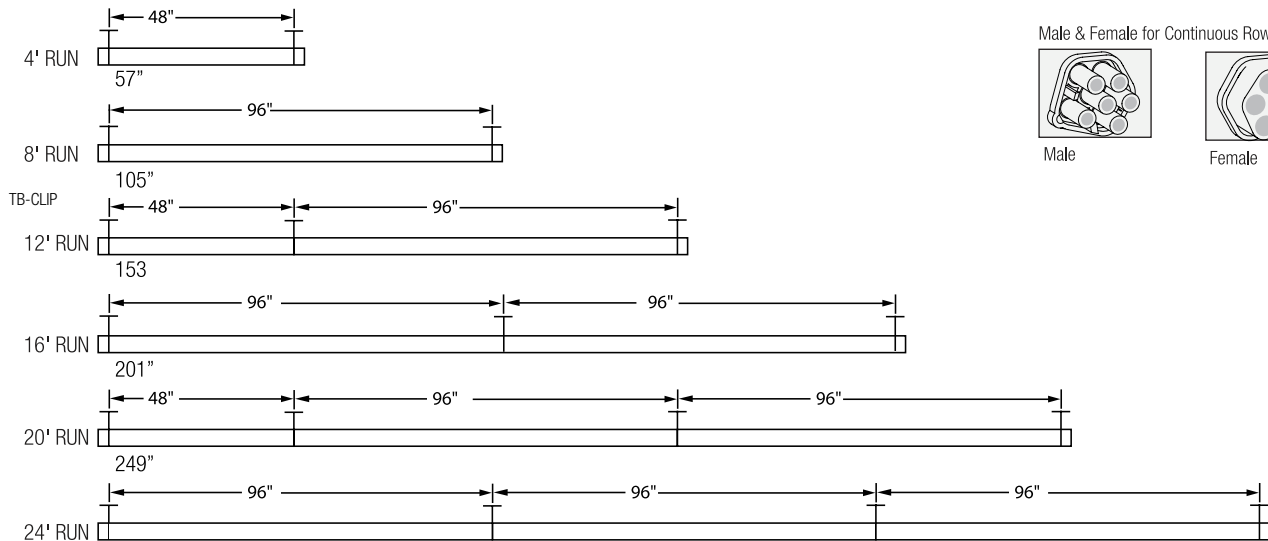
Universal mounting clips is included for 9/16" or 1" T-bar



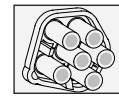
ASI1-SP - Spade

ASI1-BN - Bull nose

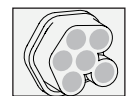
FIXTURE LENGTHS AND MOUNTING LOCATIONS



Male & Female for Continuous Row Mounting



Male



Female