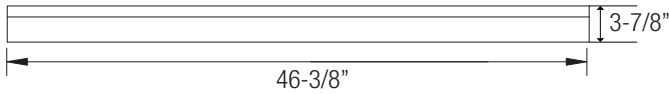
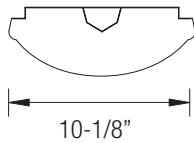




**EASY 3 COLORS**  
**SELECTOR**  
3500K • 4000K • 5000K



NOMINAL LUMENS	DELIVERED LUMENS	WATTAGE
5000	4522	34 W
4000	4080	30 W
3000	3468	26 W

Based on 4000K, 85+ CRI. Actual wattage may vary +/- 5%

#### FEATURES

The ORW lumen/CCT select is a high output wrap perfect for replacing outdated fluorescent fixtures. Output and color temperature selector switches are located on the back of the fixture for easy field-adjustability. Shallow, lightweight profile is easy to install and maintain. Ideal for general illumination in commercial, industrial and residential applications.

LUMENS	3000/4000/5000
CCT	35K/40K/50K
CRI	85+
COLOR QUALITY	3 Step MacAdam Ellipse
LENGTH	4"
MOUNTING	Suspended or Surface
DIMMING & CONTROL	0-10V Flicker Free 1% Dimming Standard (DIM10)
EMERGENCY	10W - Up to 1000L output
LIFETIME	L70 at 50,000 Hours
PHOTOMETRIC TESTS	In Accordance with IES LM79-08, LM80 and TM-30, TM-21



#### MULTI-LUMEN, MULTI-CCT SELECTOR SWITCHES

The switches are located on the back of the fixture for easy access—lens does not need to be removed. One switch controls output, and another switch adjusts color temperature. Choose from 3000L/4000L/5000L and 35K/40K/50K. Update output and color temperatures as many times as needed.

#### OPTICS

Acrylic light panels: one center and two side panels angled inward to center—providing non-yellowing and durability over time and high output. Delivering 95% transmission and 89% haze (light diffusion level) properties, yielding both high light output and optimal diffusion of light, resulting in volumetric lighting distributing light evenly in all directions.

#### CONSTRUCTION

20-gauge steel housing. High-gloss baked white enamel finish, pretreated with rust-inhibiting five-stage iron coating for top corrosion-resistance. Corners hemmed for safe handling.

#### ELECTRICAL

Powered by constant-current LED drivers rated for 50 to 60Hz at 120-277V input, produce less than 20% THD, and have a power factor of .90 to 1.00.

#### DIMMING

Standard 0-10V dimming down to 1% on 120 or 277V. Lutron and step dimming compatible. Consult factory for dimmer compatibility.

#### LISTINGS

cULus  
Title 24  
ETL  
Damp Location Rated

Example: **4-ORW-LED-3000L/4000L/5000L-DIM10-MVOLT-35K/40K/50K-85**

4	ORW	LED							
FIXTURE SIZE	SERIES	TYPE	LUMENS	DIMMING	VOLTAGE	CCT	CRI	EMERGENCY	
4 - 4'	ORW - LED General Linear	LED	3000L/4000L/5000L	DIM10 - 0-10V Dimming	MVOLT	35K/40K/50K	85	0-EMG-LED-10W	

#### OTHER OPTIONS

**FBF** - Internal Fast Blow Fuse  
**SBF** - Internal Slow-Blow Fuse  
**RIS** - Radio Interference Suppressor  
**INMS** - Motion Sensor  
**USA** - Made in America Compliance  
**GSS** - Aircraft cable  
**FSP-311-B-D** - 0-10V continuous dimming PIR photo/  
 motion sensor with bluetooth control option.

#### INTEGRATED SENSOR AND CONTROL OPTIONS

With the Integration of controls, Elite Lighting now offers its products with controls-ready performance that increases energy efficiency, smarter space planning, and the enhancement of safety and productivity in the workplace. By utilizing these controls, Elite Lighting luminaires enable your customer's facility to run smarter, with the use of an easily controlled system through any platform.

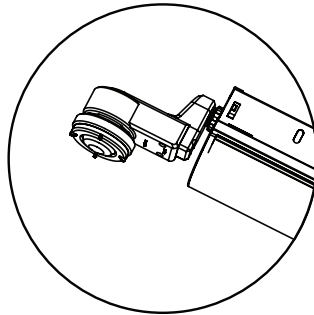
Luminaire will be shipped with Powerpacks pre-installed, ready to be Integrated to designated control systems

Luminaire will be shipped with Sensors installed on the luminaire, allowing for individual luminaire control. Luminaires will be ready to be Integrated with designated control systems

Luminaire will be shipped with Sensors to be remotely installed on the ceiling. Luminaires will be ready to be Integrated with designated control systems

<b>BRAND</b>	
<b>PIR INTEGRATED SENSOR</b>	<input type="checkbox"/> FSP-311-B-D 0-10V continuous dimming PIR photo/motion sensor with bluetooth control option.

#### SIDE MOUNT



#### LEGRAND

☐ FSP-311-B-D  
 0-10V continuous dimming PIR photo/motion sensor with bluetooth control option.