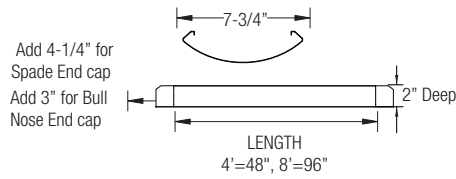


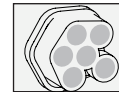
### T8/T5 ARCHITECTURAL SUSPENDED LINEAR FLUORESCENT DIRECT/INDIRECT SYSTEM



Male & Female for Continuous Row Mounting



Male



Female



#### APPLICATION:

Open office space ambient lighting for virtually glare-free and shadow-free illumination. General lighting for offices with computer screens, meeting rooms, schools and other institutions.

#### PRODUCT FEATURES:

- Designed to mount on exact 4-foot and 8-foot centers; joiners will accept stems, "V" cable and power cords
- Computer-designed optical system that maximizes the output of T8/T5-lamps while producing very wide distribution for even ceiling brightness with mounting from 12 to 18 inches from the ceiling, total fixture efficiency 80.7%
- Two die-cast aluminum designs available: "spade" and "bullnose" configurations, these are bolted to the die-cast joiners for superior aesthetics
- Fixtures are shipped with die-cast aluminum joiners installed for suspension and structural continuity
- Fixtures are designed with perforated section that provide limited downlight contribution and add a horizontal glow to the fixture design
- CEE qualified ballast comes standard on most fixture options (Consult factory for details)

#### MOUNTING:

Pre-drilled mounting holes come standard on every fixture for cable suspension system and power cord every 4' and 8'.

#### DIMMING:

Various dimming ballast are available upon request, including Advance Mark 10, Mark-7, Lutron ECO-10 and Lutron Hi-Lume ballast.

#### ELECTRICAL:

Male and Female 18-gauge 6-wire plug connectors are included with every fixture to allow for simple hassle-free continuous wiring. Each fixture must be installed male to female.

#### LISTING

UL/C-UL listed to US and Canadian standards

#### WARRANTY

Guaranteed for one year against mechanical defects

#### FINISHES:

- White 20-gauge roll-formed steel housing

#### OPTIONAL FEATURES:

- Fixtures can be wired for 2-lamp operation on each 4' section
- Adjustable cable suspension system provides a fast installation into a variety of interior heights, including sloped ceilings
- NEC required ballast disconnect is standard

### Ordering Information > Example: 4-ASI2-2-32-T8-ADV-10-MVOLT-CRM-2-ASI1-SP-4-OCGSS

<b>4</b>	<b>ASI2</b>									
<b>FIXTURE SIZE</b> 4 - 4' (standard)	<b>SERIES</b> ASI2-Oracle Linear Perforated With Louvers			<b>VOLTAGE<sup>2</sup></b> (Blank) - MVOLT (120/277) 120 277 347	<b># OF BALLAST</b> (Blank) - 1 Ballast 2** - 2 Ballasts	<b>BALLAST FACTOR</b> (Blank) - Normal BF HBF - High BF LBF - Low BF	<b>END CAPS</b> ASI1-BN - Bull nose ASI1-SP - Spade	<b>SUSPENSION</b> 4-OCGSS - 4' Fixture		
<b>T8 - WATTAGE</b> 4' FIXTURE 2-32-T8 (2 lamps/32W/T8)		<b>T5 - WATTAGE</b> 4' FIXTURE 2-28-T5 (2 lamps/28W/T5) 2-54-T5HO (2 lamps/54W/T5HO) 3-28-T5 (3 lamps/28W/T5) 3-54-T5HO (3 lamps/54W/T5HO)		<b>MOUNTING</b> CRM - Continuous row mounting (When ordering for CRM, please indicate number of runs for complete order. - Shipped with male and female harness pre-installed. - Shipped with hardware to join fixtures together) CRMPF - Continuous row mounting w/ power feed (Must be ordered for each run separately. Example: For a 12' run - must specify 4-ASI2-2-32-T8-MVOLT-CRM-2 and 4-ASI2-2-32-T8-MVOLT-CRMPF-1) SUM - Single unit mounting			<b>OTHER OPTIONS</b> INMS - Internal Motion Sensor FBF - Internal Fast Blow Fuse SBF - Internal Slow Blow Fuse RIS - Radio Interference Sensor USA - Made in America Compliance ASI-DJ-CLIP - Drywall toggle			

BALLAST CONFIGURATION & CODE - T8/T5				
32W/T8	DESCRIPTION	28W/T5	54W/T5HO	DESCRIPTION
(Blank)	Electronic Instant Start	(Blank) <sup>1, 2, 4</sup>	(Blank) <sup>3</sup>	Electronic Program Start
EPS	Electronic Program Start	-	ADV-7 <sup>1, 2, 4</sup>	Advance Mark-7 <sup>5</sup>
ADV-7	Advance Mark-7 <sup>5</sup>	-	ADV-10 <sup>1, 2, 4</sup>	Advance Mark-10 <sup>5</sup>
ADV-10 <sup>2</sup>	Advance Mark-10 <sup>5</sup>	ADV-OPT <sup>3</sup>	-	Advance Optanium <sup>5</sup>
ADV-ESS <sup>2</sup>	Advance Essential <sup>5</sup>	-	ADV-ROVR <sup>2, 3</sup>	Advance Rover <sup>5</sup>
ADV-ROVR	Advance Rover <sup>5</sup>	LUT-EHD <sup>1, 2, 4</sup>	LUT-EHD <sup>1, 2, 4</sup>	Lutron Ecosystem H-Series <sup>5</sup>
LUT-EHD <sup>2</sup>	Lutron Ecosystem H-Series <sup>5</sup>	LUT-EC5 <sup>1, 2, 4</sup>	-	Lutron Ecosystem <sup>5</sup>
LUT-2W <sup>2</sup>	Lutron Tu-Wire <sup>5</sup>	LUT-EC3 <sup>1, 2, 4</sup>	LUT-EC3 <sup>1, 2, 4</sup>	Lutron Eco-10 <sup>5</sup>
LUT-EC5 <sup>2</sup>	Lutron Ecosystem <sup>5</sup>	LUT-H3D <sup>1, 2, 4</sup>	LUT-H3D <sup>1, 2, 4</sup>	Lutron Hi-Lume 3D <sup>5</sup>
LUT-EC3 <sup>2</sup>	Lutron Eco-10 <sup>5</sup>	-	LUT-ECD <sup>1, 2, 4</sup>	Lutron Ecosystem (347V Only) <sup>5</sup>
LUT-TVE <sup>2</sup>	Lutron Tve <sup>5</sup>	1 - Requires 2 Ballasts for 3-lamps. 4 - Requires 3 Ballasts for 6-lamps. 2 - Requires 2 Ballasts for 4-lamps. 5 - Voltage must be specified for dimming ballast. 3 - Requires 2 Ballasts for 6-lamps.		
LUT-H3D <sup>2</sup>	Lutron Hi-Lume 3D <sup>5</sup>			

EMERGENCY BATTERY PACK OPTIONS (L. = LUMENS)	
ORDER CODE	DESCRIPTION
EMG-T5-T5HO-700	Up to 700 L. for T5 or T5HO
EMG-T5-T5HO-1300	Up to 1300 L. for T5 or T5HO
EMG-T8-BX-450	Up to 450 L. for T8 or BX
EMG-T8-BX-600	Up to 600 L. for T8 or BX
EMG-T8-BX-700	Up to 700 L. for T8 or BX
EMG-T8-BX-1400	Up to 1400 L. for T8 or BX
GTD	Generator Transfer Device

\*\* EMERGENCY BATTERY PACK option is not available when ordering 2 Ballasts option

#### ACCESSORIES REQUIRED PER FIXTURE




**4-OCGSS** (kit for 4' Fixture)  
Suspension w/ power feed

**Suspension Air Craft Cable System with Power Feed:**

Suspension with 18-gauge white SJT Power Cord For T-Bar and Slot-T applications available with 3, 4, 5 or 6 through wires. Kit includes 5" diameter canopy cover finished in matte white and 1/16" stainless steel aircraft cable which can be adjusted from 12" to 48".

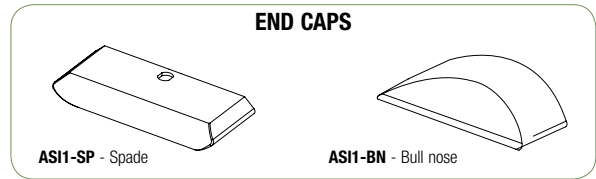
**Part # 4-OCGSS - should be ordered with every 4'-SUM fixture or CRMPF fixture**



TB-CLIP

TB-CLIP-SJT

**Universal mounting clips is included for 9/16" or 1" T-bar**

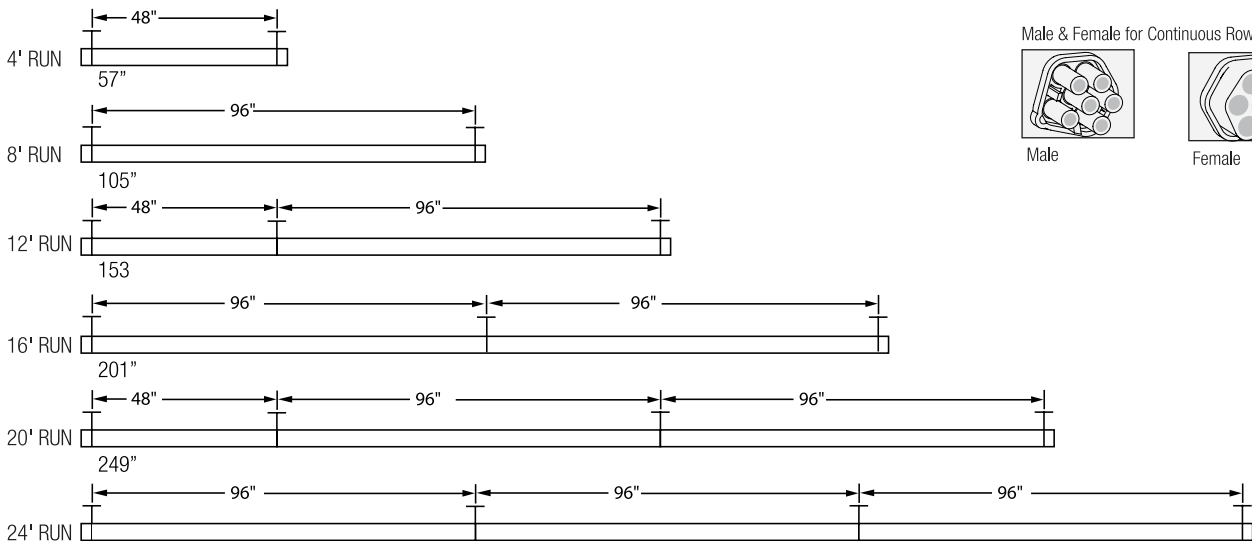


**END CAPS**

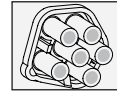
AS11-SP - Spade

AS11-BN - Bull nose

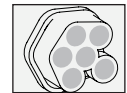
#### FIXTURE LENGTHS AND MOUNTING LOCATIONS



Male & Female for Continuous Row Mounting



Male



Female