



## Architectural LED Linear


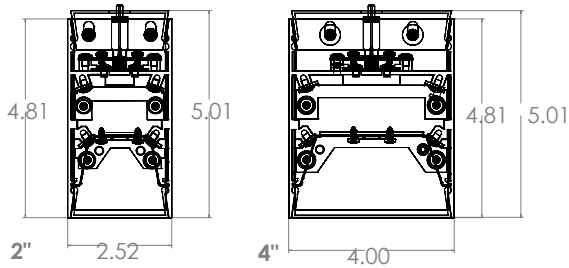
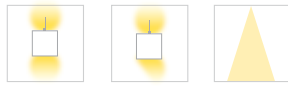

### RGB+Tunable White

**750** Lumens/ft

**12.5** Watt/ft

# OLS-DI-LED

## LED ARCHITECTURAL SUSPENDED LINEAR DIRECT/INDIRECT SYSTEM



CORNER 90°  
(OTHER ANGLES AVAILABLE)

CROSS 90°

TEE 90°

All Corners are fully illuminated, and are shipped pre fabricated to provide seamless installation of creative designs.

Available in SURFACE LINEAR DIRECT SYSTEM, RECESSED LINEAR DIRECT SYSTEM, WALL MOUNT LINEAR DIRECT/INDIRECT SYSTEM

**APPLICATION:** Ambient lighting for glare-free, smooth illumination ideal for institutional, commercial and retail application.

**PERFORMANCE:** Operating system delivers 750 lumens per ft.

**PRODUCT FEATURES:**

**DIFFUSER** - Smooth white frosted acrylic lens for glare free light and even distribution. Precision cut, snap in design.

**OPTICS** - Fabricated of 20 gauge aluminum. Post painted finish with 95% reflective premium paint.

**LENGTHS** - All luminaires are supplied in nominal lengths to ensure even illumination. Runs and configurations are available in 2', 4', and 8' increments and continuous row mounting

**FABRICATION** - Available in upright and downlight option or upright and wallwash configuration, available in 2" and 4" aperture width. Rigid design made with 10 gauge extruded aluminum ensures longevity and endurance.

**ENDCAPS** - Rigid aluminum extrusion made out of T6063-T5 aluminum, die cast end caps.

**FINISH** - Aluminum electrostatic painted in White, Silver or custom colors.

**MOUNTING** - Comes standard with adjustable cable suspension system providing fast installation into a variety of interior heights, including sloped ceilings.

**CRM INSTALLATION** - For continuous row mounting, Male and Female 18-gauge 6 wire plug connectors are included with every fixture to allow for simple hassle-free continuous wiring.

**EMERGENCY** - Emergency battery back-up comes pre-installed on the fixture and emergency push button is installed on the fixture for easy access and aesthetics.

**QUALITY CONTROL** - Every fixture is rigorously tested by our QC Department before shipping.

**ELECTRICAL** - Powered by high-quality constant-current power LED drivers which are rated for 50 to 60Hz at 120-277V input, produce less than 20% THD, and have a power factor of .90 to 1.00. Direct/Indirect fixtures are using two separate 50w drivers, controlling up and down DIM, CCT, HUE, SATURATION individually.

**DIMMING AND TUNING CONTROL SYSTEMS PROVIDED BY ELITE LIGHTING.** ELITE-CONNECT RGB+WHITE Hard Wired DMX 512 Wall-Mount Controller to controls RGB Colors, CCT Tuning and Intensity. Hard Wired Wall-Mount Controller easily control RGB colors, CCT Tuning and Intensity with Touchscreen pad, controlling one zone and 3 different scenes, provided by Elite Lighting.

**RGB + TUNABLE WHITE:** Smart Hue by Oracle is a Color Tuning across a tuning range of either 8000-1650 (RGBW-LTX-80K-16K) using Lumenetix components or 6000-1650 (RGBW-60K-16K) using Elite components. Light can be dimmed from 100-1% while maintaining constant CCT. Gradients of saturated colors from 1-100% can be added to color points within the tuning range. Smart Hue can change a spaces' atmosphere by manipulating the color temperature of the room. For instance, the temperature is warm at sunrise, cool at noon high, and warm again by sunset. With Smart Hue, you can mimic the daylight patterns in indoor space with electric light or gradients of saturated colors from 1-100% that can be added to color points within the tuning range. This creates a more contrasting environment, which is perceived to be more exciting to the brain and helps people to adjust their moods accordingly.

**DIMMING INFORMATION FOR ORACLE SMART HUE:**

**LUMENETIX PLATFORM:**

**LUTH** (Lutron Dimming)

**BLUETOOTH On-board Bluetooth Low Energy (BLE)**

**DALI** (DALI Dimming driver options)

**DMX** (DMX Dimming driver options/ Consult Factory for Details)-512-RDM

**ELITE PLATFORM:**

**DMX-512** (DMX 512 channel driver options/ Consult Factory for Details)

**OUR WORD** - Our LED system features 70% lumen maintenance at 50,000hrs of life and carries a five-year carefree warranty for parts and components. (Labor not included)