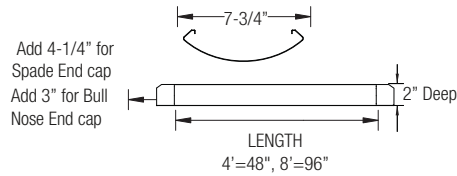


ARCHITECTURAL LED SUSPENDED LINEAR DIRECT/INDIRECT FROSTED LENS SYSTEM



8000
LUMENS

74
WATT

CALCULATED
L70
LIFETIME
150,000 HRS

CALCULATED
L85
LIFETIME
65,000 HRS

APPLICATION:

Open office space ambient lighting for virtually glare-free and shadow free illumination. Ideal for school classrooms, meeting rooms, retail stores.

PRODUCT FEATURES:

- Designed to mount on exact 4' and 8' centers
- Joiners will accept stems, single cable, "V" cable and power cords
- A computer-designed optical system maximizes the output of LED light engines while producing very wide distribution for even ceiling brightness with mounting from 12" to 18" from the ceiling
- Fixtures are shipped with die-cast aluminum joiners installed for suspension and structural continuity
- Fixtures are designed with a white acrylic overlay that provides glowing ambient downlighting

- White 20-gauge roll-formed steel housing
- Rated at 85+ CRI and available in multiple CCTs
- Life tested to ensure light output of L70 up to 150,000 hrs and L85 up to 65,000 hrs
- Tested to LM-79 and LM-80 standards
- LED lighting technology offers the highest return on initial investment over the lifetime of the fixture
- Dimmable down to 1% with compatible dimming systems
- LED light engine is completely removable and upgradable

PERFORMANCE - The light engines found in the ASI6 are rated at 85+ CRI and are available in multiple CCTs: 3000K, 3500K, 4000K and 5000K. Rated and tested to LM-79 and LM-80 standards. The LEDs are also binned to a 3-step MacAdam ellipses to achieve consistent color from fixture to fixture.

ELECTRICAL - Powered by high-quality constant-current power LED drivers which are rated for 50 to 60Hz at 120-277V input, produce less than 20% THD, and have a power factor of .90 to 1.00. Male and female 12-gauge 6-wire plug connectors are included with every fixture to allow for simple hassle-free continuous wiring. Each fixture must be installed male to female.

DIMMING - The ASI6-LED comes standard with 0-10V dimming on either 120 or 277V. Dimmable down to 1% of initial lumens. Also available in Lutron dimming options. Consult factory for dimmer compatibility.

MOUNTING - Pre-drilled mounting holes come standard on every fixture for cable suspension system and power cord every 48" and 96".

OPTIONS - Adjustable cable suspension system provides fast installation into a variety of interior heights, including sloped ceilings. Fixtures can be shipped pre-installed with daylight harvesting controls, occupancy sensors, and/or power pack. Available manufacturer options include Leviton, Wattstopper, Hubble Automation, and others.

QUALITY CONTROL - Every fixture is turned on and rigorously tested by our QC Department before shipping.

WARRANTY - Limited 5 Year Warranty

LED
ASI6

LED Linear Direct/Indirect



Ordering Information: Example: 8-ASI6-LED-4000L-DIM10-MVOLT-30K-85-7030-CRM

FIXTURE SIZE 8 - 8'	SERIES ASI6-LED- Oracle Linear Direct/Indirect	DIMMING DIM10 - DIM10-MVOLT LUTH - LUTH-MVOLT	VOLTAGE MVOLT 347*	CCT 30K - (3000K) 35K - (3500K) 40K - (4000K) 50K - (5000K)	CRI 85	EMERGENCY 0-EMG-LED Must be ordered with CRMPF or SUM option only	SUSPENSION 8-OCGSS - 8' Fixture CRM-GSS - 8' Fixture
LUMENS 8' FIXTURE 8000L - (8000 Lumens)			% UP-DOWN 70U30D - (70% up 30% down) 60U40D - (60% up 40% down) 50U50D - (50% up 50% down)				
MOUNTING							
CRM - Continuous row mounting <i>(When ordering for CRM, please indicate number of runs for complete order.</i> <i>- Shipped with male and female harness pre-installed.</i> <i>- Shipped with hardware to join fixtures together)</i> CRMPF - Continuous row mounting w/ power feed (Must be ordered for each run separately. Example: For a 12' run - must specify 4-ASI6-LED-4000L-DIM10-MVOLT-30K-7030-CRM-2 and 4-ASI6-LED-4000L-DIM10-MVOLT-30K-7030-CRMPF-1) SUM - Single unit mounting							
OTHER OPTIONS							
INMS - Internal Motion Sensor FBF - Internal Fast Blow Fuse SBF - Internal Slow Blow Fuse RIS - Radio Interference Sensor USA - Made in America Compliance ASI-DJ-CLIP - Drywall toggle							

This product is also available in Vibrant Technologies: Smart White (tunable white), Smart Hue (tunable white + RGB) and Warm Dim. Please refer to our website to download Vibrant Technology spec sheets.

ACCESSORIES REQUIRED PER FIXTURE

8-OCGSS (kit for 8' Fixture)
Suspension w/o power feed



**Suspension Air Craft Cable System
with Power Feed:**

(2) Suspension with (1) 18-gauge white SJT Power Cord For T-Bar and Slot-T applications available with 3, 4, 5 or 6 through wires. Kit includes 5" diameter canopy cover finished in matte white and 1/16" stainless steel aircraft cable which can be adjusted from 12" to 48". **Part # 8-OCGSS - should be ordered with every 8'-SUM fixture**

CRM-GSS (kit for 8' Fixture)
Suspension w/o power feed



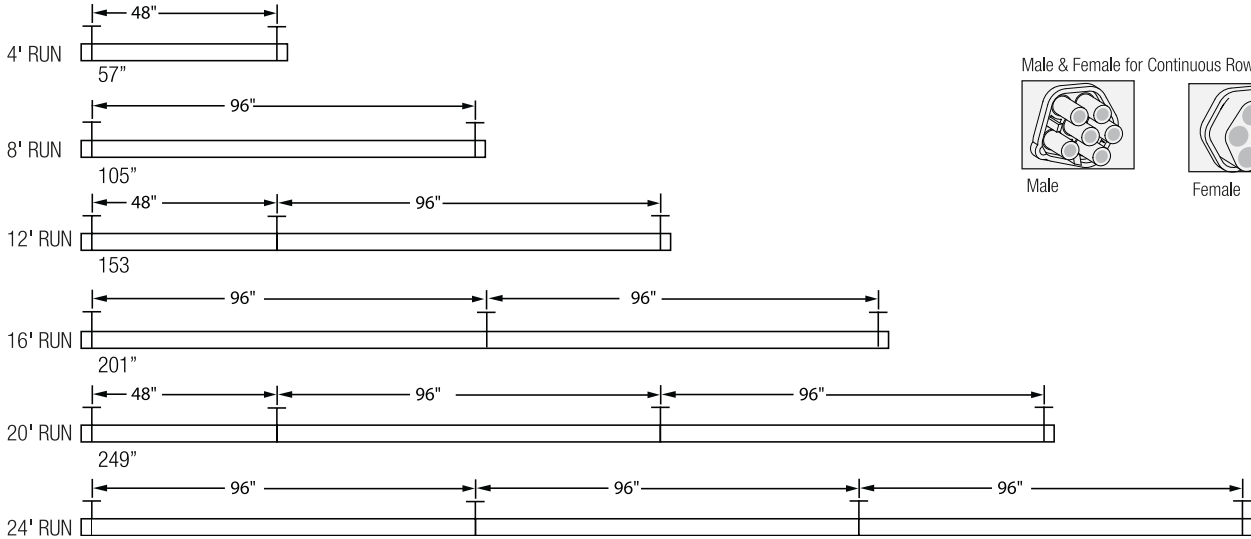
**Suspension Air Craft Cable System
(No Power Feed):**

Cable assembly includes 1/16" stainless steel aircraft cable, which can be adjusted from 12" to 48", and matte white canopy cover. **Part # CRM-GSS - should be ordered with every CRM fixture**

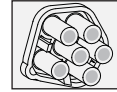
Universal mounting clips is included for 9/16" or 1" T-bar



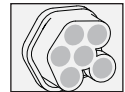
FIXTURE LENGTHS AND MOUNTING LOCATIONS



Male & Female for Continuous Row Mounting



Male



Female