

Specifications

SENSING AND CONTROL

Sensing

- Passive Infrared (PIR) Sensor
- Photo Sensor

Light Sensor Operating Range

- 0 to 1,000 Lux
- Shields included (no opening of sensor required)

Control

- Wireless Communication

Batteries

- 2-AA Alkaline batteries (provided)
- Exchangeable and readily accessible

ELECTRICAL

Radio Frequency

- 2.4 GHz

ENVIRONMENTAL

Operating Temperature

- Standard Range (SR) and Extended Range (ER) Sensors
0° to 40°C (32° to 104°F)
- High-Bay (HB) Sensor
0° to 60°C (32° to 140°F)

Relative Humidity

- 0% to 95% non-condensing, for indoor use only

PHYSICAL

Base Diameter

- 85.5 mm (3.37 inches)

Height

- 28.6 mm (1.13 inches) – SR Sensor
- 26.2 mm (1.03 inches) – ER and HB Sensors

Weight

- 110 g (3.9 oz)

Housing Color

- Matte White

Housing Material

- UV Stabilized Plastic

Mounting Options

- Magnetic Mount
- Surface Mount
- Ceiling Tile Mount (requires optional mounting accessory kit)
- Junction Box Mount (requires optional mounting accessory kit)
- High-Bay Mount (requires optional mounting accessory kit)

Mounting Height

- 2.4 to 3.7 m (8 to 12 ft) – SR and ER Sensors
- Up to 12 m (40 ft) – HB Sensor

WARRANTY

- For warranty details, refer to the full warranty documentation at encelium.com

CERTIFICATIONS & SAFETY

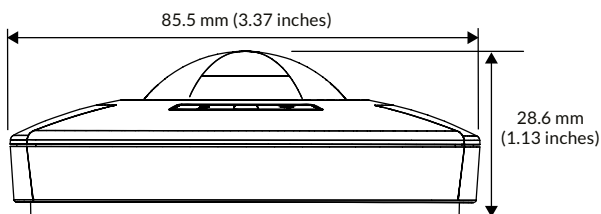
Approbations

- cUL Listed (UL 916)
- CE
- FCC Part 15/ICES-003
- RoHS Compliant
- Meets ASHRAE Standard 90.1 and CEC Title 24 requirements

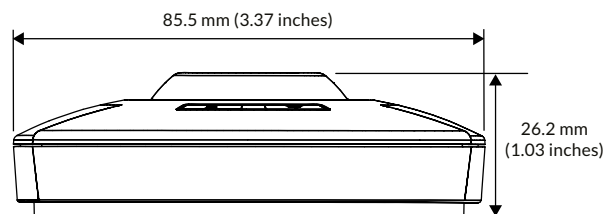


Dimensions

Standard Range Sensor



Extended Range Sensor
High-Bay Sensor



Ordering Information

Ordering Code	Description	Approbations	Sensing Technologies	Coverage	Sensing Angle
45571	Wireless Ceiling Mount Sensor	UL and CE	PIR/Photo	42 m ² (450 ft ²)*	360°
45570	Wireless Ceiling Mount Sensor	UL and CE	PIR/Photo	140 m ² (1,500 ft ²)*	360°
56302	Wireless Ceiling Mount Sensor	UL and CE	PIR/Photo	See Notes**	360°
45584	Mounting Accessory Kit	UL and CE	—	—	—

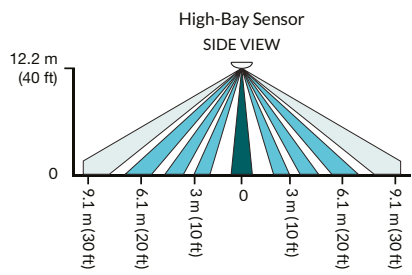
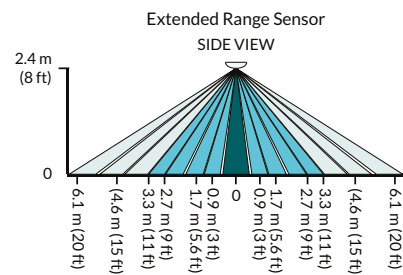
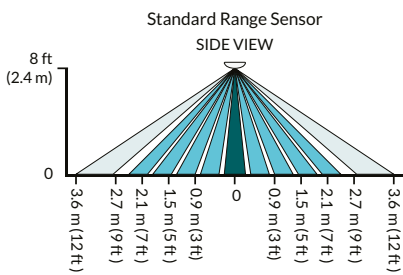
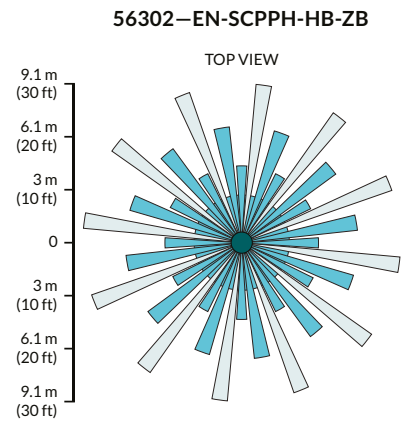
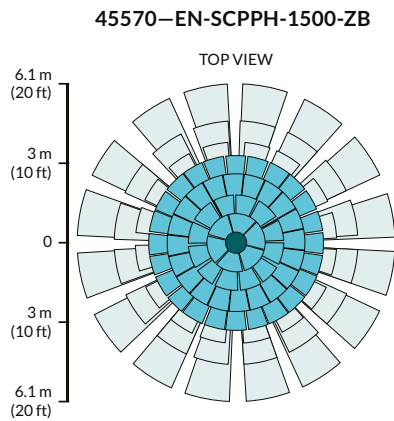
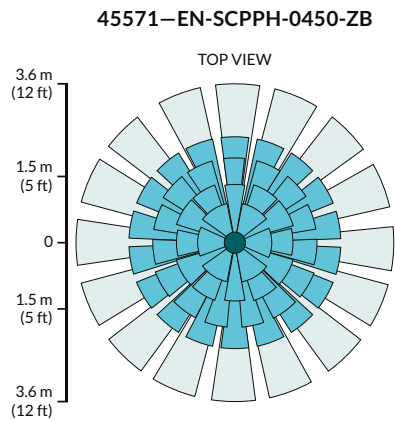
* Mounting Height: 8 to 12 ft (2.4 to 3.7 m)

** Dependent on mounting height

Sensor Mounting Height

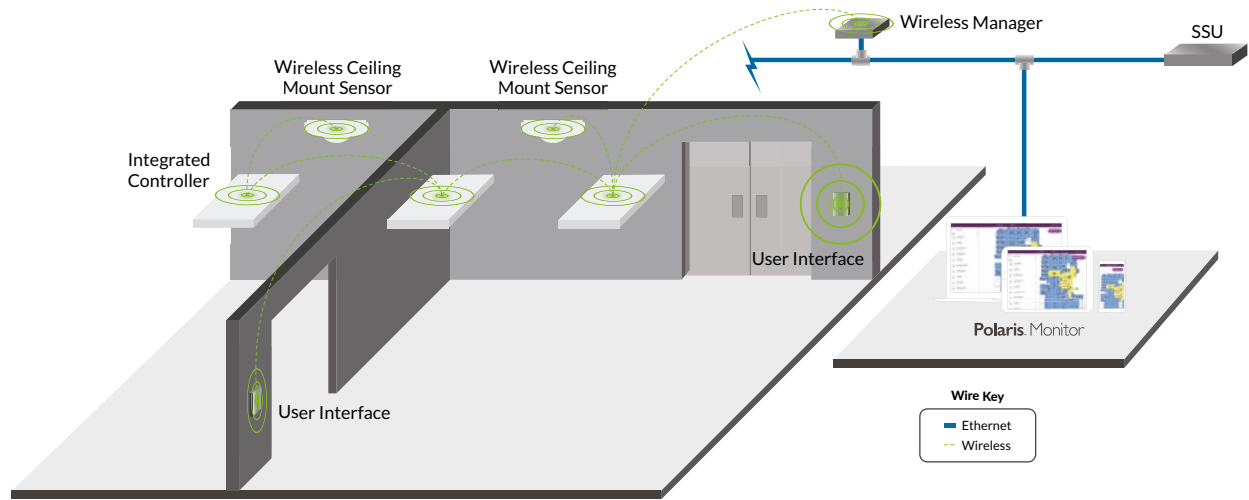
Mounting Height	Coverage
6 m (20 ft)	~ 102 m ² (1,100 ft ²)
9 m (30 ft)	~ 167 m ² (1,800 ft ²)
12 m (40 ft)	~ 260 m ² (2,800 ft ²)

Sensor Coverage



Wireless System Overview

This illustration shows how each component is easily integrated into the Encelium X Lighting Control System.



Mounting Options

Ceiling Tile Mount, Junction Box Mount, and High-Bay Mount requires optional mounting kit (sold separately).

