

FIXTURE INTERFACE, 120-277V, 1-10V DIMMING, POWER TO LMFS-601

LMFI-111



SPECIFICATIONS & FEATURES

Input Voltage: 120/277V, 50/60Hz
Standby Power: <1W
Supply Current: 0.012-3A
1-10V Output: 1-10VDC
1-10V Output Current: 10mA
Surge Protection: 1.5KV
Wiring: 18-20 AWG
Connection to DLM Network: Connection Only Thru LMFS-601
Operating Temperature: -4 to 149°F (-20 to 65°C)
Storage Temperature: -13 to 185°F (-25 to 85°C)
Relative Humidity: 0 to 80% (non-condensing)
IP20 rated
Indoor Use Only UL and cUL listed (E101196)

PRODUCT OVERVIEW

The LMFI-111 is a power converter and is intended to be wired to a fixture's 0-10V LED driver to control light levels. It is to only be used in conjunction with the LMFS-601 when the lighting fixture is utilizing a 0-10V LED driver and not a DALI driver that can provide bus power.

interface between the LED load and the LMFS-601. It takes in line voltage and converts power to the LMFS-601 via the DALI bus. There is no RF module inside the LMFI-111. It communicates only with the LMFS-601 to which it is connected, and not to any other DLM wired or wireless devices.

The LMFI-111 receives commands from the LMFS-601 via the DALI bus in which the two devices are connected. The LMFI-111 internally converts the commands into a 1-10V analog signal to the connected lighting load. The LMFI-111 acts as an

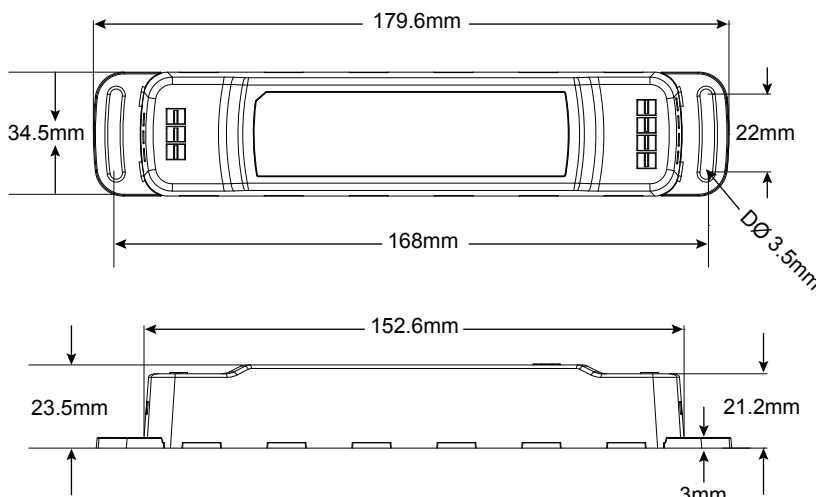
MATERIALS

Polycarbonate
Flame retardant
Impact resistant
UV grade
Meets materials restrictions of RoHS

INSTALLING THE LMFI-111 INTO THE LIGHT FIXTURE

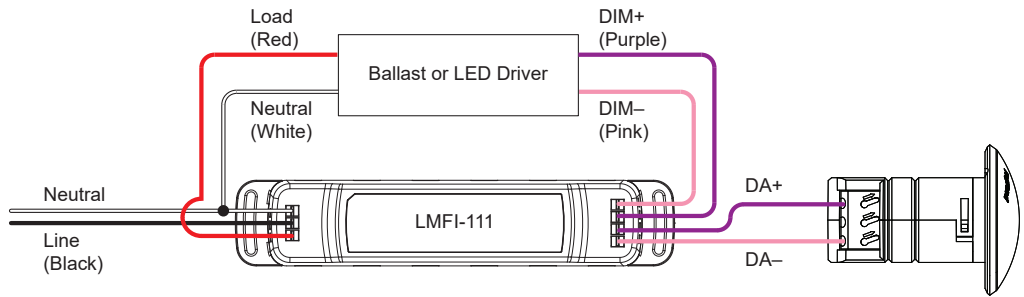
The Fixture Interface is designed to be mounted inside fixtures and NEMA rated enclosures. Sheet metal screws can be used to mount the LMFI-111 to the fixture housing. Please refer to the dimensions for screw hole mounting below.

Fixture manufacturers are expected to maintain the integrity of The Wattstopper Fixture Interface and can ensure installation and wiring is correct by performing the LMFS-601 end of line test cycle. End of line test information located on the LMFS-601 installation instructions.



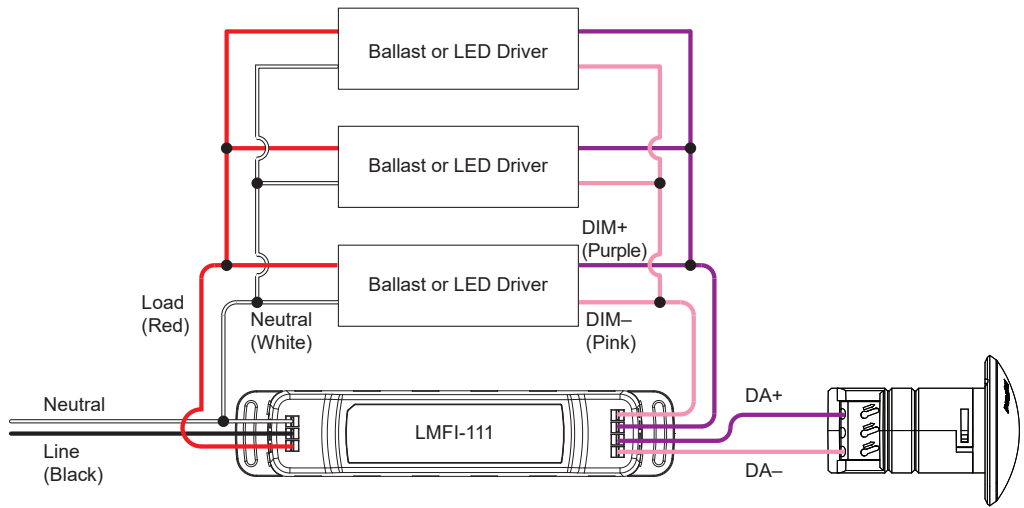
WIRING

LMFS-601 with 0-10V LED Driver and LMFI-111 Fixture Interface



LMFS-601 with Multiple 0-10V LED Drivers and LMFI-111 Fixture Interface

Up To Eight Ballasts/Drivers May Be Connected



NOTE: Do not mix drivers from different manufacturers in the same fixture.

ORDERING INFORMATION

Catalog #	Master Pack Details				
	Master Pack Quantity	Case dimensions (in./mm)			Weight (lbs./kg)
		Length	Width	Height	
LMFS-601	200	17.7/450	9.1/230	10.6/270	9.9/4.5
LMFI-111	200	18.5/470	13.4/340	17.7/450	47.6/21.6

Inner Pack Quantity	Inner Pack Details			
	Case dimensions (in./mm)			Weight (lbs./kg)
	Length	Width	Height	
50	8.5/215	8.5/215	4.9/125	2.25/1.0
50	12.2/310	8.5/215	8.3/210	11.4/5.2

Catalog #	Color	Description	Input Voltage	Total Rating
<input type="checkbox"/> LMFS-601	White	Integrated Fixture Sensor and Controller, Occupancy, Daylight Harvesting, and IPv6/Bluetooth	12-20 VDC	16mA current consumption from DALI bus
<input type="checkbox"/> LMFI-111	White	Fixture Interface, 120-277V, 1-10V DIMMING, Power to LMFS-601	120/277VAC	3A @ 120/277V

Information supplied above is subject to change.
 Harmonization code: 8538908080. Country of origin: China.

31088r2 Rev 05/2021